xitanium

Datasheet

Xitanium LITE Prog LED Xtreme drivers

Xi LP 75W 0.5-1.5A S1 230V C133 sXt
9290 016 54906

Xitanium LITE Prog LED Xtreme drivers

Philips Xitanium Lite Programmable LED drivers are value engineered to deliver a carefully selected feature set and high-end performance, making it a preferred choice for many outdoor applications. The portfolio offers high flexibility with a customizable operating window, enabling differentiation in LED lighting designs via system tuning and being prepared for LED efficacy upgrades.

In this product family Philips offers drivers in both compact as well as stretched form factors with a balanced feature set, which offer high value for both OEM customers and end-users. The products can replace the existing programmable outdoor LED drivers and will bring significant improvement in programming, assembly into a luminaire and electrical performance. One of the key features is SimpleSet®, an easy and fast way to configure the driver without the need to power the driver.

Benefits

- Ultimate robustness, offering peace of mind and lower maintenance costs
- Balanced configurable feature set covering the most common applications
- Easy to design-in and install for Insulation Class I and Class II applications
- Energy savings through high efficiency and via a choice of dimming options

Application

- Road and street lighting
- Area lighting
- Tunnel lighting
- Industrial lighting

Features

- SimpleSet®, wireless configuration interface
- High surge immunity
- Long lifetime and robust protection against moisture, vibration and temperature
- Configurable operating windows (AOC)
- External control interface 1-10V or LineSwitch
- Autonomous dimming via integrated Dynadimmer or Dynadimmer LITE
- Adjustable thermal protection for driver (DTL, select models)
- Adjustable thermal protection for LED module (MTP, select models)
- Simplified linear version of Constant Light Output (CLO LITE)
- DC input voltage operation (select models)

Logistical data

Specification item	Value
Product name	Xi LP 75W 0.5-1.5A S1 230V C133 sXt
EOC	871869961032600
Logistic code 12NC	9290 016 54906
EAN1 (GTIN)	8718699610326
EAN3 (box)	8718699610333
Pieces per box	12
Weight	570 gram

Electrical input data

Specification item	Value	Unit	Condition
Rated input voltage range	202...254	V_{ac}	Performance range
Rated input voltage	230	V_{ac}	
Rated input frequency	47...63	Hz	Performance range
Rated input current	0.37	A	@ rated output power @ rated input voltage
Max. input current	0.4	A	@ rated output power @ minimum performance input voltage
Rated input power	84.0	W	@ rated output power @ rated input voltage
Power factor performance range	≥ 0.98		@ rated output power @ rated input voltage@ rated output power @ rated input voltage
Total harmonic distortion	6.5	%	@ rated output power @ rated input voltage
Efficiency	89.0	%	@ rated output power @ rated input voltage @ max. Uout
Input voltage AC	80...264	V_{ac}	Safety operational range
Input frequency AC	45...66	Hz	Safety operational range
Isolation input to output	SELV		

Electrical output data

Specification item	Value	Unit	Condition
Regulation method	Constant Current		
Output voltage	25...75	V_{dc}	
Output voltage max.	120	V	Maximum voltage at open load
Output current	500...1500	mA	
Output current min programmable	500	mA	
Min output current	150	mA	
Output current tolerance ±	5	%	@full load
Output current ripple LF	≤ 4	%	Ripple = peak / average < 3kHz
Output current ripple HF	≤ 4	%	
Output P_{st}^{LM}	≤ 0.1		In entire operating window
Output SVM	≤ 0.3		In entire operating window
Output power	3.8...75.0	W	

Control interfaces

Specification item	Value	Unit	Condition
Control method	1-10V, Dynadimmer		Output current amplitude dimming, 1-10V acc. IEC60929. Please refer to design-in guide at www.philips.com/oem for more controllability details.
Dimming range	10...100	%	Default curve: 1-8V
Isolation controls input to output	Double		acc. IEC61347-1

Wiring and Connections

Specification item	Value	Unit	Type
Input wire cross-section	0.5...1.5 / 20...16	mm^2 / AWG	solid / stranded wire
Input wire strip length	8.5...9.5	mm	
Output wire cross-section	0.5...1.5 / 20...16	mm^2 / AWG	solid / stranded wire
Output wire strip length	8.5...9.5	mm	
Control wire cross-section	0.5...1.5 / 20...16	mm^2 / AWG	solid / stranded wire
Control wire strip length	8.5...9.5	mm	
Maximum cable length	1.5	m	CISPR15: between driver and LED module

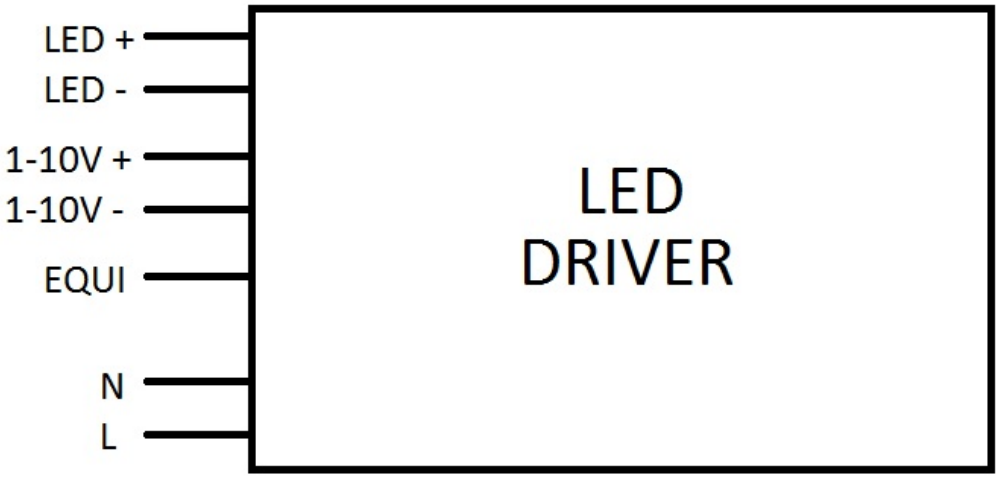

Isolation

Insulation per IEC61347-1	Mains	EQUI	LED	1-10V
Mains	-	Double	SELV	Basic
EQUI	Double	-	Basic	Double
LED	SELV	Basic	-	Double
1-10V	Basic	Double	Double	-

Dimensions and weight

Specification item	Value	Unit	Tolerance (mm)
Length (A1)	133	mm	
Mounting hole distance (A2)	122	mm	
Width (B1)	77	mm	
Height (C1)	39.5	mm	
Mounting hole diameter (D1)	4.2	mm	
Weight	570	gram	

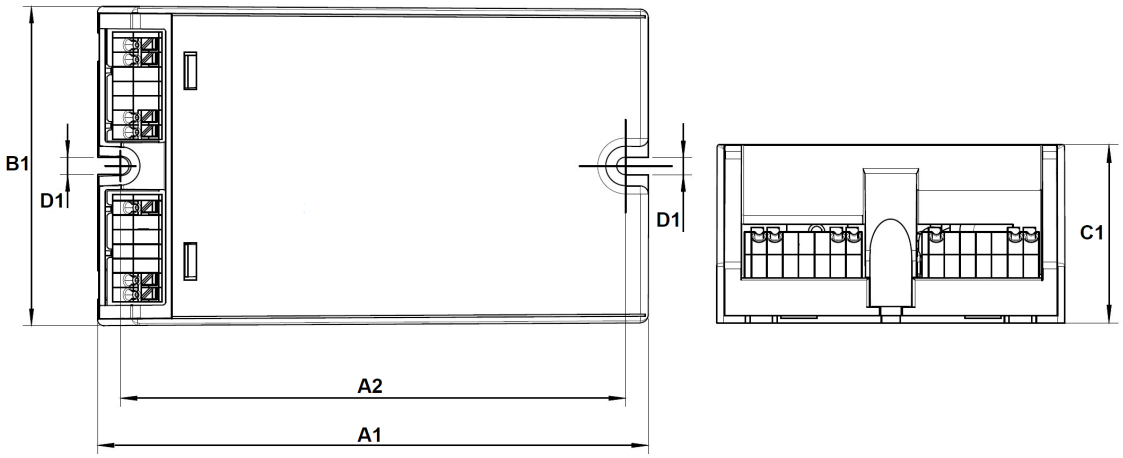

Operational temperatures and humidity

Specification item	Value	Unit	Condition
Ambient temperature	-40...+55	°C	Higher ambient temperature allowed as long as Tcase-max is not exceeded
Tcase-max	80	°C	Maximum temperature measured at T_{case}-point
Tcase-life	70	°C	Measured at T_{case}-point
Maximum housing temperature	130	°C	In case of a failure, inherent by design
Relative humidity	10...90	%	Non-condensing

Lifetime

Specification item	Value	Unit	Condition
Driver lifetime	100,000	hours	Measured temperature at Tcase-point is Tcase-life. Maximum failures = 10%

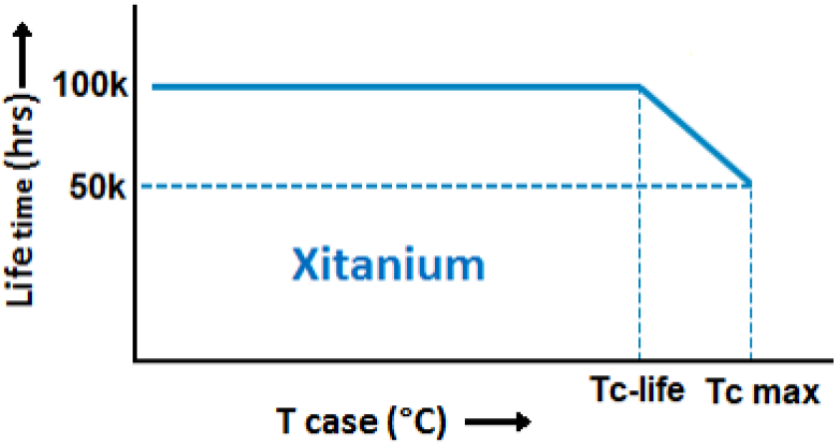

Maximum failures = 10%

Temperature [°C]	Lifetime	Unit	Condition
80	50000	hr	
75	71000	hr	
70	100000	hr	Temperature measured @Tc point
65	>100000	hr	
60	>100000	hr	

Storage temperature and humidity

Specification item	Value	Unit	Condition
Ambient temperature	-40...+80	°C	
Relative humidity	5...95	%	Non-condensing

Programmable features

Specification item	Available	Default setting	Condition
Set Adjustable Output Current (AOC)	SimpleSet	1050 mA	
Driver Temperature Limit (DTL)	Yes	ON	
Constant Light Output (CLO) LITE	Yes	OFF	
1-10V	Yes	ON	
Integrated Dynadimmer	Yes	OFF	5-step, no light turn-off possible
Min Dim Level (%)	Yes	10 %	
OEM Write Protection (OWP)	Yes	OFF	

Non-programmable features

Specification item	Value	Condition
Open load protection	Yes	Automatic recovering
Short circuit protection	Yes	Automatic recovering
Over power protection	Yes	Automatic recovering
Hot wiring	No	
Suitable for fixtures with protection class	I and II	per IEC60598
Overtemperature protection	Yes	Automatic recovering
Diagnostics via Signify tool	Yes	

Inrush current

Specification item	Value	Unit	Condition
Inrush current	43	A	Input voltage 230V
Inrush peak width	270	µs	Input voltage 230V, measured at 50% height
Drivers / MCB 16A type B @230V AC	≤ 10	pcs	Input voltage 230V

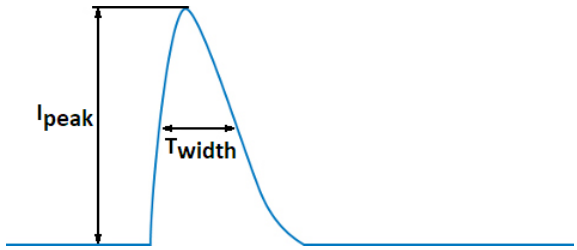

Please refer to the driver design in guide if you use other MCB-types.

If several mini circuit breakers are used directly side-by-side (without distance piece

a correction factor of 80% has to be applied to the rated current

Driver touch current / protective conductor current / earth leakage current

Specification item	Value	Unit	Condition
Typical Touch Current (ins. Class II)	0.24	mA peak	Acc. IEC61347-1. LED module contribution not included
Typical Protective Conductor Current (ins. Class I)	0.17	mA rms	Acc. IEC60598-1. LED module contribution not included

Surge immunity

Specification item	Value	Unit	Condition
Mains surge immunity (diff. mode)	6	kV	L-N acc. IEC61000-4-5. 2 Ohm, 1.2/50us, 8/20us
Mains surge immunity (comm. mode)	10	kV	L/N - EQUI: 10kV acc. EN61547; 8kV acc. IEC61000-4-5, 12 Ohm 1.2/50us,8/20us
Control surge immunity (diff. mode)	0.5	kV	1-10V +/- acc. IEC61000-4-5. 2 Ohm, 1.2/50us, 8/20us
Control surge immunity (comm. mode)	6	kV	L/N - 1-10V acc. IEC61000-4-5. 12 Ohm, 1.2/50us, 8/20us
Control surge immunity (comm. mode)	6	kV	1-10V - EQUI acc. IEC61000-4-5. 12 Ohm, 1.2/50us, 8/20us

Application Info (Approbation)

Specification item	Value
Approval marks and Certifications	CCC / CE / Double-insulated Built-In / EAC / ENEC / SELV / UA / WEEE
Ingress Protection classification (IP)	20
Application	Outdoor
Mounting Type	Built-in

Graphs

Operating window

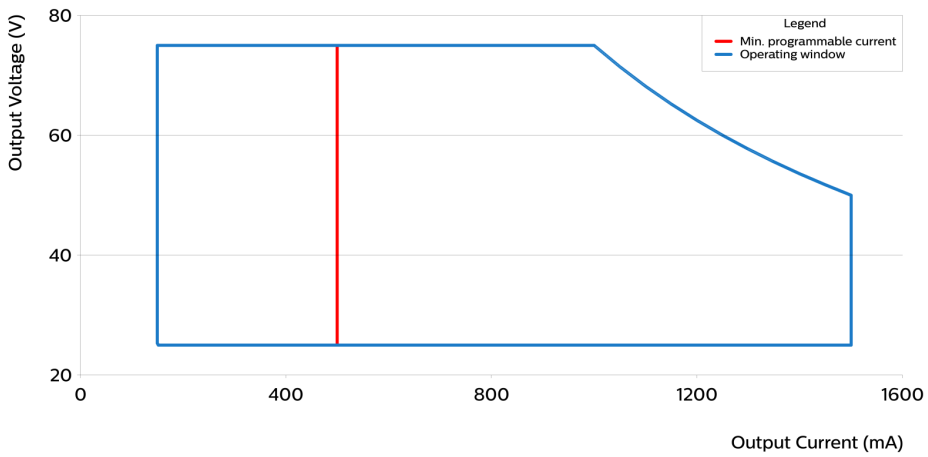

Type	Output current (mA)	Min. output voltage (V)	Max. output voltage (V)	Max. output power (W)
Xi LP 75W 0.5-1.5A S1 230V C133 sXt	500	25	75	37.5
Xi LP 75W 0.5-1.5A S1 230V C133 sXt	550	25	75	41.25
Xi LP 75W 0.5-1.5A S1 230V C133 sXt	600	25	75	45
Xi LP 75W 0.5-1.5A S1 230V C133 sXt	650	25	75	48.75
Xi LP 75W 0.5-1.5A S1 230V C133 sXt	700	25	75	52.5

Xi LP 75W 0.5-1.5A S1 230V C133 sXt	750	25	75	56.25
Xi LP 75W 0.5-1.5A S1 230V C133 sXt	800	25	75	60
Xi LP 75W 0.5-1.5A S1 230V C133 sXt	850	25	75	63.75
Xi LP 75W 0.5-1.5A S1 230V C133 sXt	900	25	75	67.5
Xi LP 75W 0.5-1.5A S1 230V C133 sXt	950	25	75	71.25
Xi LP 75W 0.5-1.5A S1 230V C133 sXt	1000	25	75	75
Xi LP 75W 0.5-1.5A S1 230V C133 sXt	1050	25	71	75
Xi LP 75W 0.5-1.5A S1 230V C133 sXt	1100	25	68	75
Xi LP 75W 0.5-1.5A S1 230V C133 sXt	1150	25	65	75
Xi LP 75W 0.5-1.5A S1 230V C133 sXt	1200	25	62	75
Xi LP 75W 0.5-1.5A S1 230V C133 sXt	1250	25	60	75
Xi LP 75W 0.5-1.5A S1 230V C133 sXt	1300	25	57	75
Xi LP 75W 0.5-1.5A S1 230V C133 sXt	1350	25	55	75
Xi LP 75W 0.5-1.5A S1 230V C133 sXt	1400	25	53	75
Xi LP 75W 0.5-1.5A S1 230V C133 sXt	1450	25	51	75
Xi LP 75W 0.5-1.5A S1 230V C133 sXt	1500	25	50	75

Thermal Guard

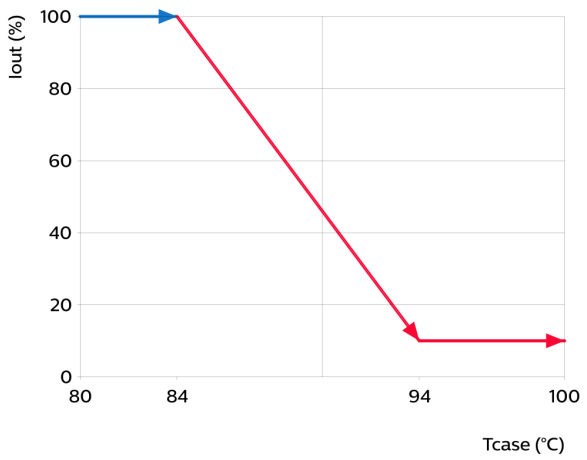

Mains Guard

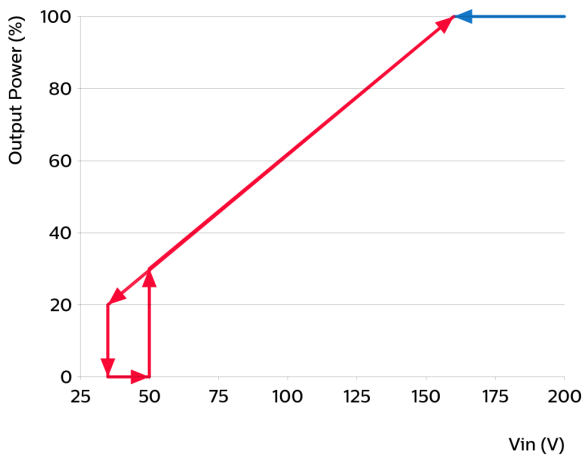

Power factor versus output power

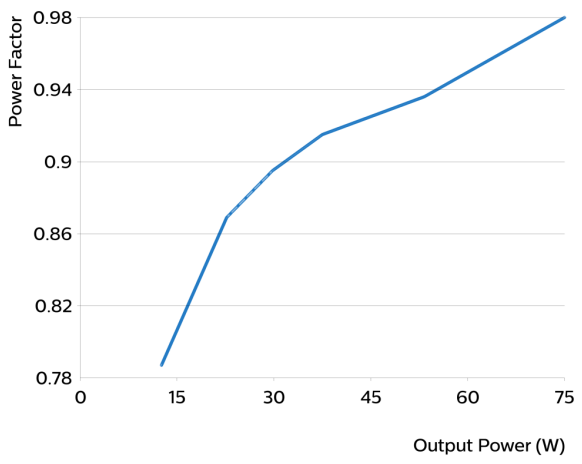

Efficiency versus output power

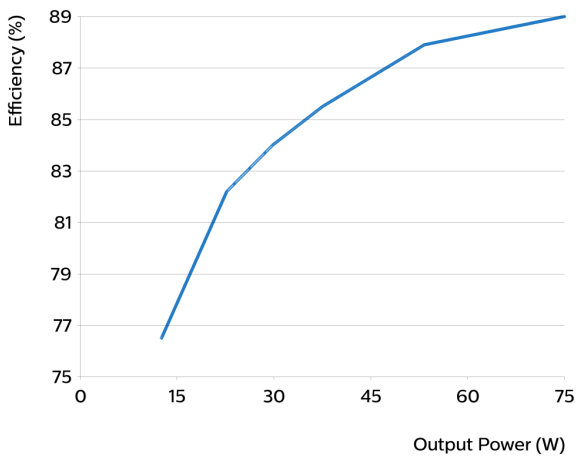

THD versus output power

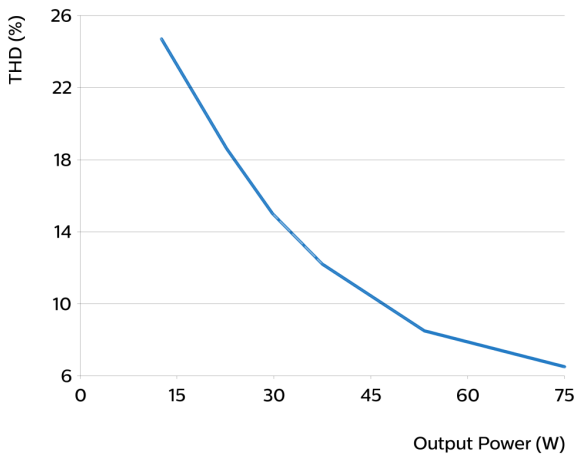

© 2026 Signify Holding. All rights reserved. The information provided herein is subject to change, without notice. Signify does not give any representation or warranty as to the accuracy or completeness of the information included herein and shall not be liable for any action in reliance thereon. The information presented in this document is not intended as any commercial offer and does not form part of any quotation or contract, unless otherwise agreed by Signify. All trademarks are owned by Signify Holding or their respective owners.

xitanium