



# LED Designer Deco

7.5A50/VIN/820/CL/G/E26/amber/SP/DIM 1CT

Philips LED Designer Deco lamps allow you to maintain a warm, classic light or a modern, chic effect while providing longer life and energy savings

## Product data

General Information	
Cap-Base	E26 [Single Contact Medium Screw]
Nominal lifetime	15,000 hour(s)
Switching Cycle	20,000
Rated Lifetime (Hours)	15,000 hour(s)
Lighting Technology	LED
Light Technical	
Color Code	820 [CCT of 2000K]
Color Code	820 [CCT of 2000K]
Beam Angle (Nom)	330 degree(s)
Luminous Flux	400 lm
Color Designation	Flame
Correlated Color Temperature (Nom)	2000 K
Luminous Efficacy (rated) (Nom)	53 lm/W
Color Consistency	<6
Color rendering index (CRI)	80
LLMF At End Of Nominal Lifetime (Nom)	70 %
Operating and Electrical	
Line Frequency	50 to 60 Hz
Input Frequency	50 to 60 Hz
Power Consumption	7.5 W
Lamp Current (Nom)	70 mA
Wattage Equivalent	40 W

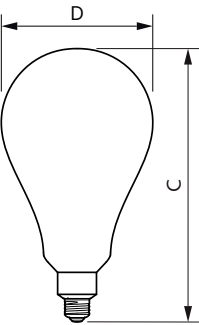
Starting Time (Nom)	0.5 s
Warm-up time to 60% light	0.5 s
Power Factor (Fraction)	0.7
Voltage (Nom)	120 V
UL Type	Yes
Temperature	
T-Case Maximum (Nom)	45 °C
Controls and Dimming	
Dimmable	Only with specific dimmers
Mechanical and Housing	
Bulb Finish	Amber
Bulb Material	Glass
Bulb Shape	A50
UL Wet/ damp/ dry location	Wet location
Net Weight (Piece)	0.230 kg
Approval and Application	
EU RoHS compliant	Yes
EyeComfort	Yes
T20 compliant	N/A
LED Innovations	EyeComfort

LED Designer Deco

Ambient temperature range	-20 °C to 40 °C
Application Conditions	
can it be used in closed luminaires	No
Product Data	
Order product name	7.5A50/VIN/820/CL/G/E26/amber/SP/DIM 1CT
Full product name	7.5A50/VIN/820/CL/G/E26/amber/SP/DIM 1CT

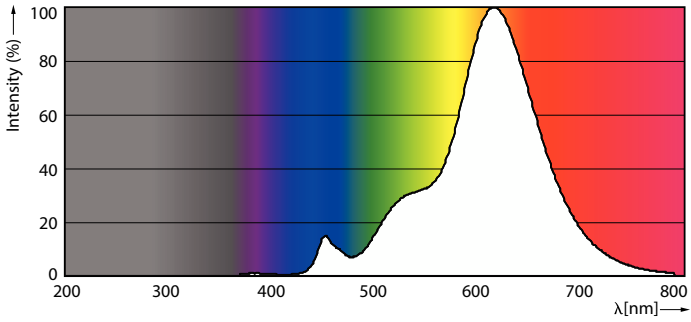
Order code	929001936413
Material Nr. (12NC)	929001936413
Numerator - Quantity Per Pack	1
EAN/UPC - Product/Case	046677575236
Numerator - Packs per outer box	2
EAN/UPC - Case	50046677575231

Dimensional drawing

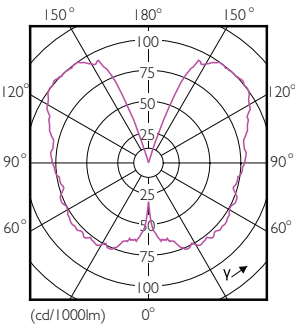


Product	D	C
7.5A50/VIN/820/CL/G/E26/amber/SP/DIM 1CT	160 mm	292 mm

Photometric data



Spectral Power Distribution Colour - 7.5A50/VIN/820/CL/G/E26/amber/SP/DIM 1CT



Light Distribution Diagram - 7.5A50/VIN/820/CL/G/E26/amber/SP/DIM 1CT

