

# LED BA11

## 4.5BA11/VIN/820/E12/CL/GL/DIM 4/FBHT20

Philips LED BA11 candles offer energy saving ambiance with the elegant effect of incandescent candles. These designs provides light in an omnidirectional manner, giving lighting designers a long life alternative to standard incandescent sources.

### Product data

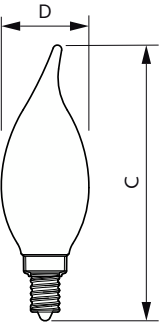
<b>General Information</b>		<b>Starting Time (Nom)</b>		0.5 s
Cap-Base	E12 [Candelabra Screw]	<b>Warm-up time to 60% light</b>		0.5 s
Nominal lifetime	15,000 hour(s)	<b>Power Factor (Fraction)</b>		0.7
Switching Cycle	20,000	<b>Voltage (Nom)</b>		120 V
Rated Lifetime (Hours)	15,000 hour(s)			
Lighting Technology	LED	<b>Temperature</b>		
EU RoHS compliant	Yes	<b>T-Case Maximum (Nom)</b>		65 °C
<b>Light Technical</b>		<b>Controls and Dimming</b>		
Color Code	820 [CCT of 2000K]	<b>Dimmable</b>		Yes
Luminous Flux	300 lm			
Color Designation	Flame	<b>Mechanical and Housing</b>		
Correlated Color Temperature (Nom)	2000 K	<b>Bulb Finish</b>		Amber
Luminous Efficacy (rated) (Nom)	66.00 lm/W	<b>Bulb Material</b>		Glass
Color Consistency	<6	<b>Bulb Shape</b>		BA11 [BA11 35mm]
Color rendering index (CRI)	80			
LLMF At End Of Nominal Lifetime (Nom)	70 %	<b>Approval and Application</b>		
		<b>Energy Consumption kWh/1000 h</b>		- kWh
		<b>EyeComfort</b>		Yes
<b>Operating and Electrical</b>		<b>Product Data</b>		
Line Frequency	60 Hz	<b>Order product name</b>		4.5BA11/VIN/820/E12/CL/GL/DIM 4/FBHT20
Input Frequency	60 Hz	<b>Full product name</b>		4.5BA11/VIN/820/E12/CL/GL/DIM 4/FBHT20
Power Consumption	4.5 W	<b>Order code</b>		929001951133
Lamp Current (Nom)	40 mA			
Wattage Equivalent	40 W			

LED BA11

Material Nr. (12NC)	929001951133
Numerator - Quantity Per Pack	1
EAN/UPC - Product/Case	046677556846
Numerator - Packs per outer box	4

EAN/UPC - Case	50046677556841
----------------	----------------

Dimensional drawing

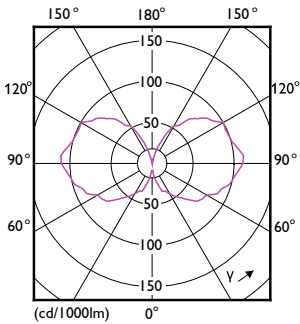


Product	D	C
4.5BA11/VIN/820/E12/CL/GL/DIM 4/FBHT20	35 mm	111 mm


Photometric data



Spectral Power Distribution Colour - 4.5BA11/VIN/820/E12/CL/GL/DIM 4/FBHT20



Light Distribution Diagram - 4.5BA11/VIN/820/E12/CL/GL/DIM 4/FBHT20



General uniform lighting - 4.5BA11/VIN/820/E12/CL/GL/DIM 4/FBHT20

LED BA11

Lifetime



Life Expectancy Diagram - 4.5BA11/VIN/820/E12/CL/GL/DIM 4/FBHT20



Lumen Maintenance Diagram - 4.5BA11/VIN/820/E12/CL/GL/DIM 4/FBHT20

