



Classic filament LED candles and lusters



LED classic 40W T25L E14 CL ND RF SRT4

Featuring a classic heritage design, Classic filament LED candles and lusters combine the familiar shapes of classic incandescent candle or luster with the benefits of the long lasting LED technology. They deliver beautiful, decorative warm-white light while saving around 90% on energy costs compared with traditional light candles and lusters.

Product data

| General Information | |
|--|--------------------|
| Cap-Base | E14 |
| Nominal lifetime | 15,000 hour(s) |
| Switching Cycle | 20,000 |
| Lighting Technology | LED |
| Flux measurement reference | Sphere |
| Light Technical | |
| Color Code | 827 [CCT of 2700K] |
| Color Code | 827 [CCT of 2700K] |
| Luminous Flux | 470 lm |
| Color Designation | Warm White (WW) |
| Correlated Color Temperature (Nom) | 2700 K |
| Luminous Efficacy (rated) (Nom) | 104 lm/W |
| Color Consistency | <6 |
| Color rendering index (CRI) | 80 |
| LLMF At End Of Nominal Lifetime (Nom) | 70 % |
| Photobiological safety according to EN 62471 | RG1 |

| Operating and Electrical | |
|---------------------------|-------------|
| Input Frequency | 50 to 60 Hz |
| Power Consumption | 4.5 W |
| Lamp Current (Nom) | 45 mA |
| Wattage Equivalent | 40 W |
| Starting Time (Nom) | 0.5 s |
| Warm-up time to 60% light | 0.5 s |
| Power Factor (Fraction) | 0.51 |
| Voltage (Nom) | 220-240 V |
| Temperature | |
| T-Case Maximum (Nom) | 57 °C |
| Controls and Dimming | |
| Dimmable | No |
| Mechanical and Housing | |
| Bulb Finish | Clear |
| Bulb Material | Glass |
| Overall length | 90 mm |

Classic filament LED candles and lusters

| | |
|-------------------------------------|-----------------|
| Overall width | 25 mm |
| Overall height | 90 mm |
| Dimensions (Height x Width x Depth) | 90 x 25 x 90 mm |
| Bulb Shape | T25 |
| Net Weight (Piece) | 0.012 kg |

Approval and Application

| | |
|---|---------------|
| Energy Efficiency Class | F |
| Energy Consumption kWh/1000 h | 5 kWh |
| EPREL Registration Number | 374880 |
| EU RoHS compliant | Yes |
| EyeComfort | Yes |
| LED Innovations | EyeComfort |
| Flickering value (PstLM) - Flickering value as per EN 61000-3-3 | 1 |
| Stroboscopic effect visibility measure (SVM) | 0.4 |
| Ambient temperature range | -20 to +45 °C |

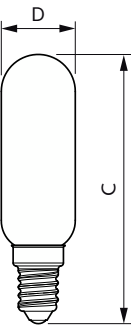
Application Conditions

| | |
|-------------------------------------|----|
| can it be used in closed luminaires | No |
|-------------------------------------|----|

Product Data

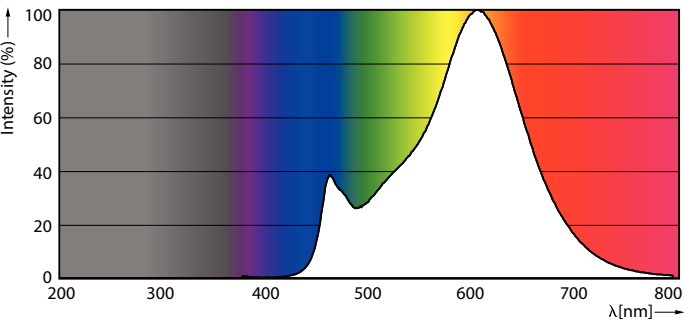
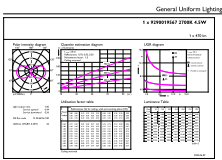
| | |
|---------------------------------|--|
| Order product name | LED classic 40W T25L E14 CL ND RF SRT4 |
| Full product name | LED classic 40W T25L E14 CL ND RF SRT4 |
| Full product code | 871869978335802 |
| Order code | 929001956728 |
| Material Nr. (12NC) | 929001956728 |
| Numerator - Quantity Per Pack | 1 |
| EAN/UPC - Product/Case | 8718699783358 |
| Numerator - Packs per outer box | 4 |
| EAN/UPC - Case | 8719514386556 |

Dimensional drawing



| Product | D | C |
|--|-------|-------|
| LED classic 40W T25L E14 CL ND RF SRT4 | 25 mm | 90 mm |

Photometric data

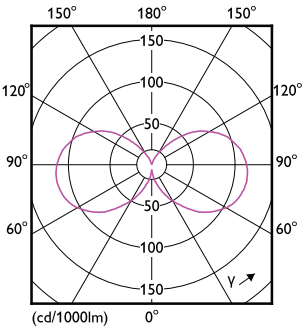


General uniform lighting - LED classic 40W T25L E14 CL ND RF SRT4

Spectral Power Distribution Colour - LED classic 40W T25L E14 CL ND RF SRT4

Classic filament LED candles and lusters

Photometric data

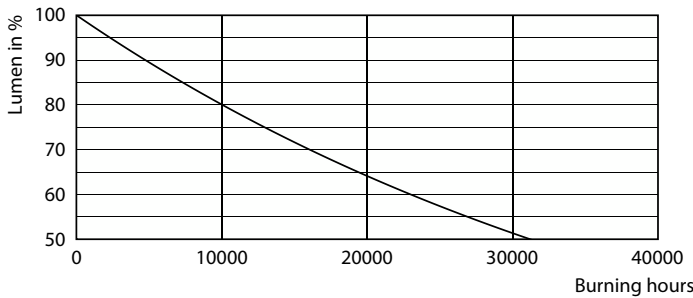


Light Distribution Diagram - LED classic 40W T25L E14 CL ND RF SRT4

Lifetime



Life Expectancy Diagram



Lumen Maintenance Diagram - LED classic 40W T25L E14 CL ND RF SRT4

