xitanium

Datasheet

Xitanium track adaptor drivers (3C)

Xitanium 42W/a 0.3-1.05A 42V 3CB 230V
9290 021 29706



Affordable and reliable LED Drivers

Affordable LED driver range offering Philips reliability. The Xitanium track driver range is compatible with COB and mid-power LEDs from any LED manufacturer.

Benefits

- Driver design based on Philips experience and knowledge of conventional fluorescent and HID technologies
- Various power ratings matching common lumen packages/applications
- Track adaptor housing design for compact track luminaire designs

Application

- Public buildings (airports, cinemas, theaters, exhibition halls)
- Retail (supermarkets, shops)
- Offices

Features

- Compact size
- Specific, optimized dual-output current choice
- Long lifetime
- Low output current ripple, low input current THD
- Suitable for 3-phase track systems
- Available in white, black and grey housing color

Logistical data

Specification item	Value
Product name	Xitanium 42W/a 0.3-1.05A 42V 3CB 230V
EOC	871869973474900
Logistic code 12NC	9290 021 29706
EAN1 (GTIN)	8718699734749
EAN3 (box)	8718699734756
Pieces per box	40
Weight	160 gram

Electrical input data

Specification item	Value	Unit	Condition
Rated input voltage range	220...240	V_{ac}	Performance range
Rated input voltage	230	V_{ac}	
Rated input frequency	50...60	Hz	Performance range
Rated input current	0.22	A	@ full output power @ rated input voltage
Max. input current	0.25	A	@ rated output power @ minimum performance input voltage
Rated input power	50.0	W	@ rated output power @ rated input voltage
Power factor performance range	≥ 0.90 C		@ full output power @ rated input voltage@ rated output power @ rated input voltage
Total harmonic distortion	20	%	@ rated output power @ rated input voltage
Efficiency	87.0	%	@ rated input voltage @ rated output power @ max. Iout
Input voltage AC	198...264	V_{ac}	Safety operational range
Input frequency AC	45...66	Hz	Safety operational range
Isolation input to output	SELV		

Electrical output data

Specification item	Value	Unit	Condition
Regulation method	Constant Current		
Output voltage	10...42	V_{dc}	
Output voltage max.	60	V	Maximum output voltage (rms)
Output current	300...1050	mA	
Output current tolerance ±	5	%	@full load
Output current ripple LF	≤ 4	%	Ripple = peak / average, < 3kHz
Output P_{st}^{LM}	≤ 0.3		
Output SVM	≤ 0.3		
Output power	11.0...42.0	W	

Control interfaces

Specification item	Value	Unit	Condition
Control method	Fixed		Set output current via SimpleSet (AOC)

Wiring and Connections

Specification item	Value	Unit	Type
Output wire cross-section	0.5...1.5 / 20...16	mm^2 / AWG	solid / stranded wire
Output wire strip length	7.5...8.5	mm	
Maximum cable length	0.3	m	Total length of wiring including LED module, one way

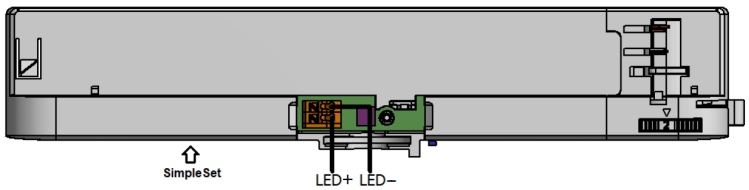

Isolation

Insulation per IEC61347-1	Input	Output
Input	-	SELV
Output	SELV	-

Dimensions and weight

Specification item	Value	Unit	Tolerance (mm)
Length (A1)	224	mm	
Mounting hole distance (A2)	112	mm	
Width (B1)	31	mm	
Height (C1)	43.8	mm	
Height (C2)	13.7	mm	
Mounting hole diameter (D1)	27.3	mm	
Mounting hole diameter (D2)	24.4	mm	
Weight	160	gram	
Housing color	Black (RAL 9011)		

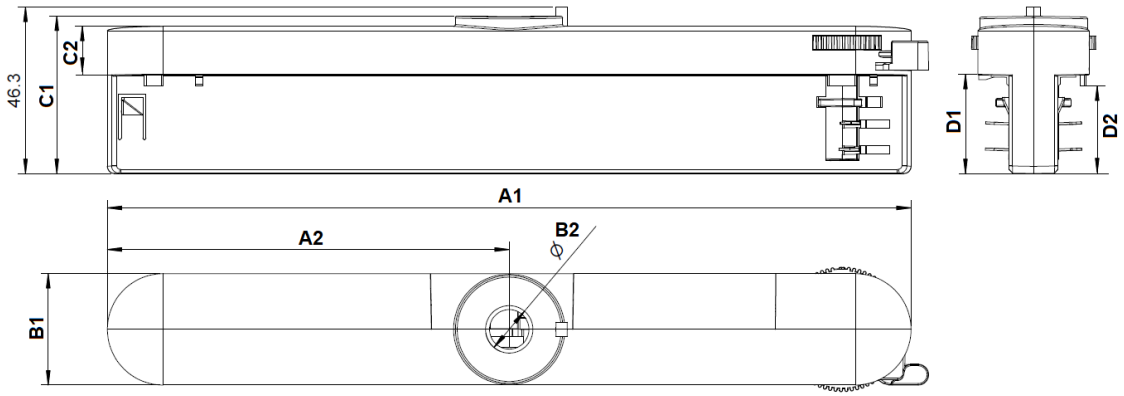

Operational temperatures and humidity

Specification item	Value	Unit	Condition
Ambient temperature	-20...+35	°C	Higher ambient temperature allowed as long as Tcase-max is not exceeded
Tcase-max	85	°C	Maximum temperature measured at T_{case}-point
Tcase-life	85	°C	Measured at T_{case}-point
Maximum housing temperature	130	°C	In case of a failure, inherent by design
Relative humidity	10...90	%	Non-condensing

Lifetime

Specification item	Value	Unit	Condition
Driver lifetime	50,000	hours	Measured temperature at Tcase-point is Tcase-life. Maximum failures = 10%

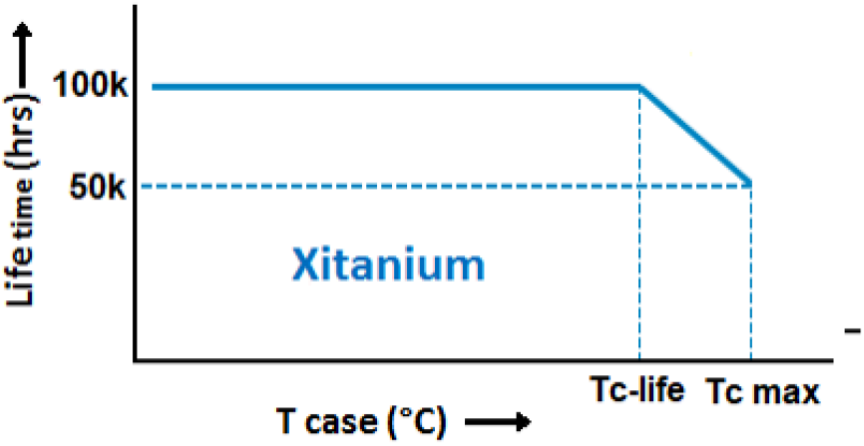

Maximum failures = 10%

Temperature [°C]	Lifetime	Unit	Condition
85	50000	hr	Temperature measured @Tc point
80	>50000	hr	
75	>50000	hr	

Storage temperature and humidity

Specification item	Value	Unit	Condition
Ambient temperature	-25...+85	°C	
Relative humidity	5...95	%	Non-condensing

Programmable features

Specification item	Available	Default setting	Condition
Set Adjustable Output Current (AOC)	SimpleSet	300 mA	
OEM Write Protection (OWP)	Yes	OFF	
Luminaire Info (DALI part 251)	Yes		

Non-programmable features

Specification item	Value	Condition
Open load protection	Yes	Automatic recovering
Short circuit protection	Yes	Automatic recovering
Over power protection	Yes	Automatic recovering
Hot wiring	No	
Suitable for fixtures with protection class	I	per IEC60598

Inrush current

Specification item	Value	Unit	Condition
Inrush current	14	A	Input voltage 230V
Inrush peak width	225	µs	Input voltage 230V, measured at 50% height
Drivers / MCB 16A type B @230V AC	≤ 36	pcs	Input voltage 230V

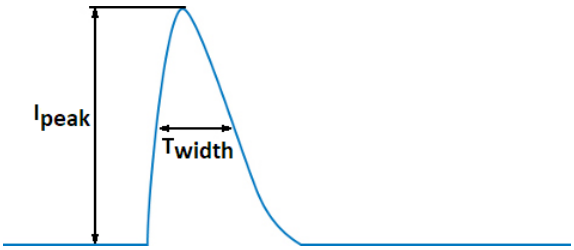

Please refer to the driver design in guide if you use other MCB-types.

If several mini circuit breakers are used directly side-by-side (without distance piece

a correction factor of 80% has to be applied to the rated current

Driver touch current / protective conductor current / earth leakage current

Specification item	Value	Unit	Condition
Typical Touch Current (ins. Class II)	0.7	mA peak	Acc. IEC61347-1. LED module contribution not included

Surge immunity

Specification item	Value	Unit	Condition
Mains surge immunity (diff. mode)	1	kV	Acc. IEC61000-4-5. 2 Ohm, 1.2/50us, 8/20us
Mains surge immunity (comm. mode)	2	kV	Acc. IEC61000-4-5. 12 Ohm, 1.2/50us, 8/20us

Application Info (Approbation)

Specification item	Value
Approval marks and Certifications	CE / CQC / EAC / ENEC / RCM / SELV / UA
Ingress Protection classification (IP)	20
Application	Indoor Point
Mounting Type	Track mounting

Graphs

Operating window

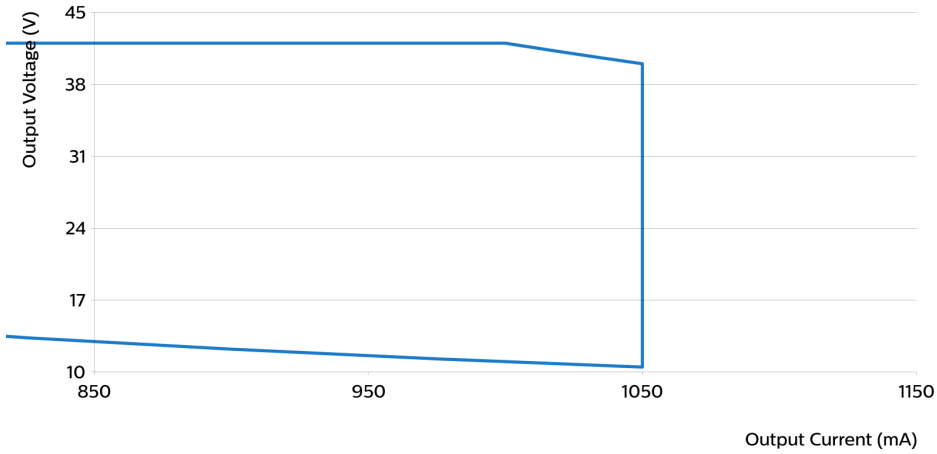

Type	Output current (mA)	Min. output voltage (V)	Max. output voltage (V)	Max. output power (W)
Xitanium 42W/a 0.3-1.05A 42V 3CB 230V	300	36	42	12.6
Xitanium 42W/a 0.3-1.05A 42V 3CB 230V	350	31	42	14.7
Xitanium 42W/a 0.3-1.05A 42V 3CB 230V	400	27	42	16.8
Xitanium 42W/a 0.3-1.05A 42V 3CB 230V	450	24	42	18.9
Xitanium 42W/a 0.3-1.05A 42V 3CB 230V	500	22	42	21
Xitanium 42W/a 0.3-1.05A 42V 3CB 230V	550	20	42	23.1
Xitanium 42W/a 0.3-1.05A 42V 3CB 230V	600	18	42	25.2
Xitanium 42W/a 0.3-1.05A 42V 3CB 230V	650	16	42	27.3
Xitanium 42W/a 0.3-1.05A 42V 3CB 230V	700	15	42	29.4
Xitanium 42W/a 0.3-1.05A 42V 3CB 230V	750	14	42	31.5
Xitanium 42W/a 0.3-1.05A 42V 3CB 230V	800	13	42	33.6
Xitanium 42W/a 0.3-1.05A 42V 3CB 230V	850	12	42	35.7
Xitanium 42W/a 0.3-1.05A 42V 3CB 230V	900	12	42	37.8
Xitanium 42W/a 0.3-1.05A 42V 3CB 230V	950	11	42	39.9
Xitanium 42W/a 0.3-1.05A 42V 3CB 230V	1000	11	42	42
Xitanium 42W/a 0.3-1.05A 42V 3CB 230V	1050	10	40	42

Power factor versus output power

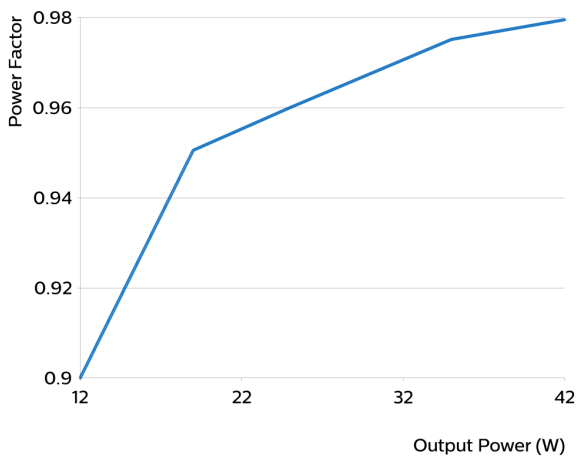

Efficiency versus output power

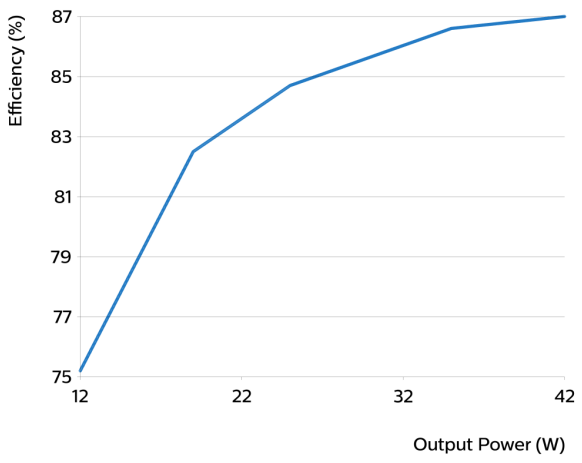

THD versus output power

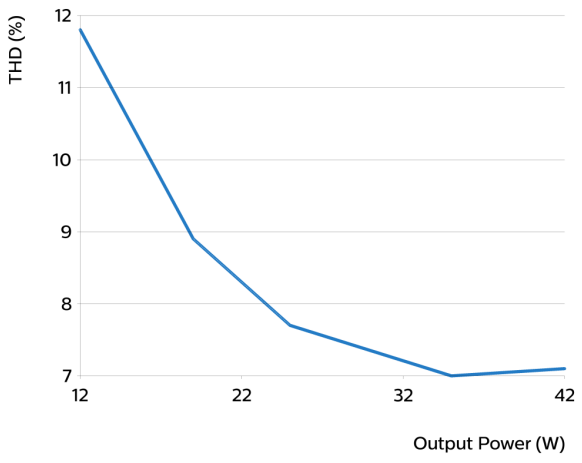

Notes

The adapter is compatible with Global Trac Pro, Stucchi OneTrack 3 Circuit tracks.

© 2026 Signify Holding. All rights reserved. The information provided herein is subject to change, without notice. Signify does not give any representation or warranty as to the accuracy or completeness of the information included herein and shall not be liable for any action in reliance thereon. The information presented in this document is not intended as any commercial offer and does not form part of any quotation or contract, unless otherwise agreed by Signify. All trademarks are owned by Signify Holding or their respective owners.

xitanium