



# External Slim Downlight DL252

DL252 G2 R Rd LED 900 65K 12W 6" WV 1pk

External Slim Downlight DL252, 12 W, 900 lm, 6500 K, Wide beam, White

A complete family delivering superior light with great uniformity and safety. Choose the best fit for every projects, from multiple lumen packs/wattages, and enjoy great reliable performance free of maintenance.

## Product data

| General Information                |                   |
|------------------------------------|-------------------|
| Light source replaceable           | No                |
| Number of gear units               | 1 unit            |
| Driver included                    | Yes               |
| Switching Cycle                    | 12,500            |
| Lighting Technology                | LED               |
| Warranty period                    | 1 years           |
| Light Technical                    |                   |
| Luminous Flux                      | 900 lm            |
| Correlated Color Temperature (Nom) | 6500 K            |
| Luminous Efficacy (rated) (Nom)    | 75.00 lm/W        |
| Color rendering index (CRI)        | 80                |
| Light source color                 | 865 cool daylight |
| Optic type                         | Wide beam         |
| Luminaire light beam spread        | 110°              |

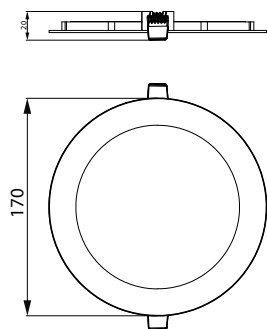
| Operating and Electrical                    |                            |
|---|----------------------------|
| Input Voltage                               | 110 to 240 V               |
| Line Frequency                              | 50 or 60 Hz                |
| Input Frequency                             | 50 or 60 Hz                |
| Inrush current                              | 25 A                       |
| Inrush time                                 | 0.25 ms                    |
| Power Consumption                           | 12 W                       |
| Power Factor (Fraction)                     | 0.5                        |
| Connection                                  | Connection unit 2-pole     |
| Cable                                       | Cable 0.2 m without plug   |
| Number of products on MCB of 16 A type B 65 |                            |
| Suitable for random switching               | No                         |
| Protection class IEC                        | Safety class II            |
| Controls and Dimming                        |                            |
| Dimmable                                    | No                         |
| Driver/power unit/transformer               | Power supply unit (On/Off) |

## External Slim Downlight DL252

|                                     |   |
|-------------------------------------|---|
| Constant light output               | No  |
| <b>Mechanical and Housing</b>       |   |
| Housing Material                    | Metal                                       |
| Reflector material                  | -   |
| Optic material                      | Polystyrene                                 |
| Optical cover material              | Polypropylene                               |
| Fixation material                   | Steel                                       |
| Housing Color                       | White                                       |
| Optical cover finish                | Matte                                       |
| Overall length                      | 170 mm                                      |
| Overall width                       | 170 mm                                      |
| Overall height                      | 20 mm                                       |
| Overall diameter                    | 170 mm                                      |
| Dimensions (Height x Width x Depth) | 20 x 170 x 170 mm                           |
| Net weight                          | 0.307 kg                                    |
| Ingress protection code             | IP20 [Finger-protected]                     |
| Mech. impact protection code        | IK01 [0.15 J]                               |
| Net Weight (Piece)                  | 0.215 kg                                    |
| <b>Approval and Application</b>     |   |
| Glow-wire test                      | Temperature 650 °C, duration 30 s           |
| Flammability mark                   | For mounting on normally flammable surfaces |
| EU RoHS compliant                   | Yes   |

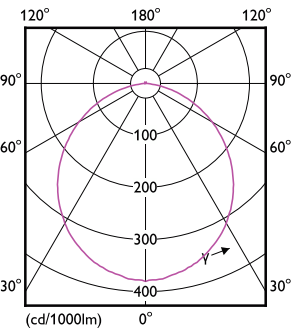
|  |   |
|--|---|
| Warranty                                     | 2 year(s)                               |
| EyeComfort                                   | Yes                                     |
| Ambient temperature range                    | -20 to +40 °C                           |
| <b>Initial Performance (IEC Compliant)</b>   |   |
| Luminous flux tolerance                      | +10%/-15%                               |
| Initial chromaticity                         | (0.313, 0.337) <6                       |
| Power consumption tolerance                  | +10%/-20%                               |
| <b>Over Time Performance (IEC Compliant)</b> |   |
| Driver failure rate at 5000 h                | 0.05 %                                  |
| Median useful life L70B50                    | 25,000 hour(s)                          |
| <b>Product Data</b>                          |   |
| Order product name                           | DL252 G2 R Rd LED 900 65K 12W 6" WV 1pk |
| Full product name                            | DL252 G2 R Rd LED 900 65K 12W 6" WV 1pk |
| Full product code                            | 871869973432900                         |
| Order code                                   | 929002322701                            |
| Material Nr. (12NC)                          | 929002322701                            |
| Numerator - Quantity Per Pack                | 1                                       |
| EAN/UPC - Product/Case                       | 8718699734329                           |
| Numerator - Packs per outer box              | 20                                      |
| EAN/UPC - Case                               | 8718699734336                           |

### Dimensional drawing




# External Slim Downlight DL252

## Photometric data

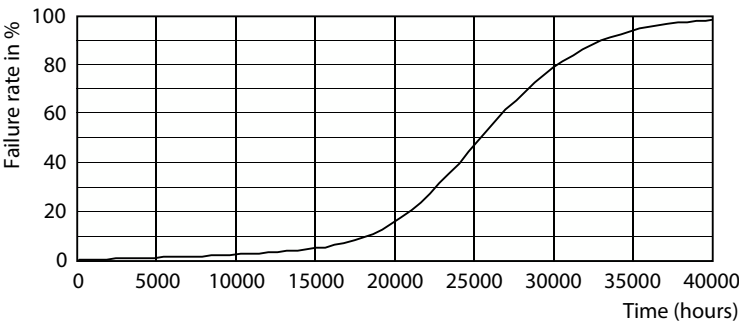


Light Distribution Diagram - DL252 G2 R Rd LED 900 65K 12W 6" WV 1pk



General uniform lighting - DL252 G2 R Rd LED 900 65K 12W 6" WV 1pk

## Lifetime



L70B-50 25K-LED

