



# External Slim Downlight DL252

## DL252 G2 R Rd LED 2000 30K 24W 11" WV

External Slim Downlight DL252, 24 W, 2000 lm, 3000 K, Beam angle 110°, White

A complete family delivering superior light with great uniformity and safety. Choose the best fit for every projects, from multiple lumen packs/wattages, and enjoy great reliable performance free of maintenance.

### Product data

General Information		Operating and Electrical	
Light source replaceable	No	Input Voltage	110 to 240 V
Number of gear units	1 unit	Line Frequency	50 or 60 Hz
Driver included	Yes	Input Frequency	50 or 60 Hz
Switching Cycle	12,500	Inrush current	14.9 A
Lighting Technology	LED	Inrush time	0.5 ms
Warranty period	1 years	Power Consumption	24 W
Light Technical		Power Factor (Fraction)	0.5
Luminous Flux	2,000 lm	Connection	Flying leads/wires
Correlated Color Temperature (Nom)	3000 K	Suitable for random switching	Not applicable
Luminous Efficacy (rated) (Nom)	83.00 lm/W	Protection class IEC	Safety class II
Color rendering index (CRI)	80	Controls and Dimming	
Light source color	830 warm white	Dimmable	No
Optic type	Beam angle 110°	Driver/power unit/transformer	Power supply unit (On/Off)
Luminaire light beam spread	110°	Constant light output	No

## External Slim Downlight DL252

### Mechanical and Housing

Housing Material	Aluminum
Reflector material	-
Optic material	Polystyrene
Optical cover material	Polystyrene
Fixation material	Steel
Housing Color	White
Optical cover finish	Frosted
Overall length	295 mm
Overall width	295 mm
Overall height	20 mm
Overall diameter	295 mm
Dimensions (Height x Width x Depth)	20 x 295 x 295 mm
Net weight	0.517 kg
Ingress protection code	IP20 [Finger-protected]
Mech. impact protection code	IK03 [0.3 J]
Net Weight (Piece)	0.590 kg

### Approval and Application

Glow-wire test	Temperature 650 °C, duration 30 s
Flammability mark	For mounting on normally flammable surfaces
EU RoHS compliant	Yes
Warranty	2 year(s)

EyeComfort	Yes
Ambient temperature range	-10 to +40 °C

### Initial Performance (IEC Compliant)

Initial chromaticity	(0.4400 , , 0.4030) 6 SDCM
----------------------	----------------------------

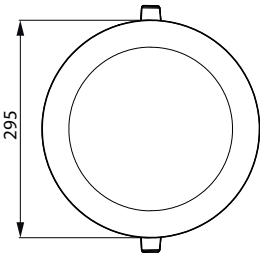
### Over Time Performance (IEC Compliant)

Driver failure rate at 5000 h	0.015 %
Median useful life L70B50	25,000 hour(s)

### Product Data


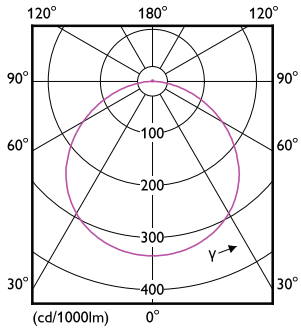
Order product name	DL252 G2 R Rd LED 2000 30K 24W 11" WV
Full product name	DL252 G2 R Rd LED 2000 30K 24W 11" WV
Full product code	871869974875300
Order code	74875300
Material Nr. (12NC)	929002346001
Numerator - Quantity Per Pack	1
EAN/UPC - Product/Case	8718699748753
Numerator - Packs per outer box	12
EAN/UPC - Case	8718699748760

### Dimensional drawing



# External Slim Downlight DL252

## Photometric data



Light Distribution Diagram - DL252 G2 R Rd LED 2000 30K 24W 11" WV

General uniform lighting - DL252 G2 R Rd LED 2000 30K 24W 11" WV

## Lifetime



L70B-50 25K-LED

