



LED Wallpack Retrofits

20WP/LED/830/ND E26 G2 BB 6/1

Philips LED HID replacement lamps are perfect LED replacement for a variety of outdoor applications. High intensity illumination, which means you get added visibility for applications like streets, public areas, and much more for a fraction of the energy used by conventional HID.

Product data

General Information	
Cap-Base	E26 [Single Contact Medium Screw]
Nominal lifetime	50,000 hour(s)
Switching Cycle	50,000
Lighting Technology	LED
Light Technical	
Color Code	830 [CCT of 3000K]
Luminous Flux	2,800 lm
Color Designation	White (WH)
Correlated Color Temperature (Nom)	3000 K
Luminous Efficacy (rated) (Nom)	140.00 lm/W
Color Consistency	ANSI 3000K quadrangle
Color rendering index (CRI)	80
LLMF At End Of Nominal Lifetime (Nom)	70 %
Operating and Electrical	
Line Frequency	50 to 60 Hz
Input Frequency	50 to 60 Hz
Power Consumption	20 W

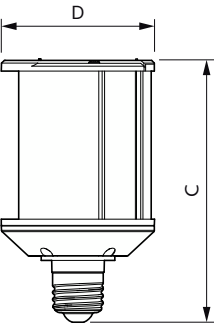
Lamp Current (Nom)	222 mA
Starting Time (Nom)	1 s
Warm-up time to 60% light	1 s
Power Factor (Fraction)	0.9
Voltage (Nom)	100-277 V
UL Type	HIB_UL Type B (UL Listed+Classified)
Temperature	
T-Case Maximum (Nom)	60 °C
Controls and Dimming	
Dimmable	No
Mechanical and Housing	
Bulb Finish	Clear
Bulb Material	Plastic
Bulb Shape	Wall Pack
Net Weight (Piece)	0.486 kg

LED Wallpack Retrofits

Approval and Application	
Energy Consumption kWh/1000 h	20 kWh
EU RoHS compliant	Yes
Ambient temperature range	-20 °C to 45 °C
Application Conditions	
can it be used in closed luminaires	Yes
Product Data	
Order product name	20WP/LED/830/ND E26 G2 BB 6/1

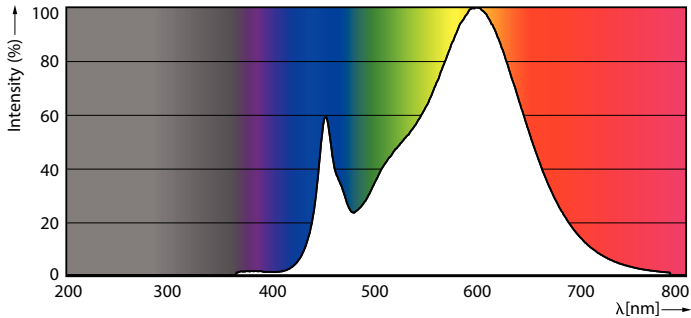

Full product name	20WP/LED/830/ND E26 G2 BB 6/1
Order code	929002397904
Material Nr. (12NC)	929002397904
Numerator - Quantity Per Pack	1
EAN/UPC - Product/Case	046677559908
Numerator - Packs per outer box	6
EAN/UPC - Case	50046677559903

Dimensional drawing



Product	D	C
20WP/LED/830/ND E26 G2 BB 6/1	92 mm	135 mm

Photometric data

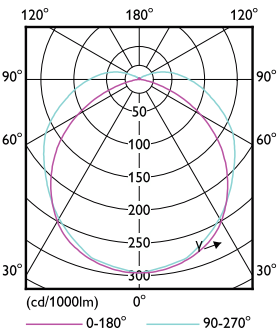


General uniform lighting - 20WP/LED/830/ND E26 G2 BB 6/1

Spectral Power Distribution Colour - 20WP/LED/830/ND E26 G2 BB 6/1

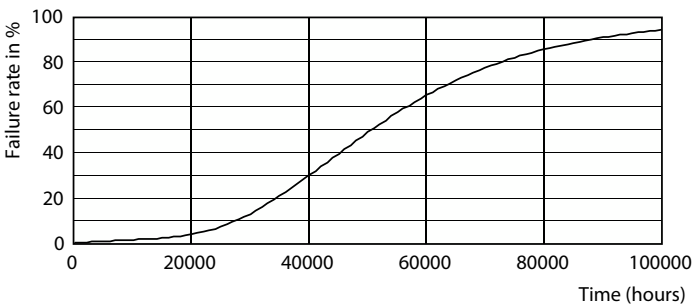
LED Wallpack Retrofits

Photometric data

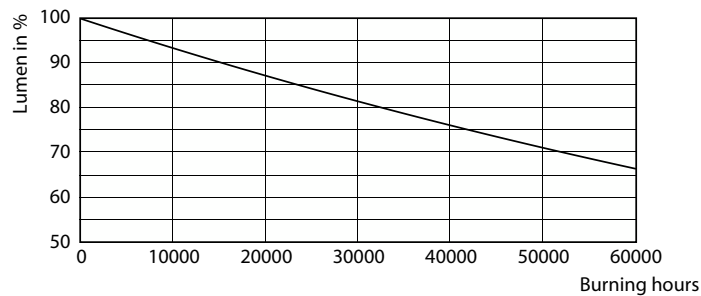


Light Distribution Diagram - 20WP/LED/830/ND E26 G2 BB 6/1

Lifetime



Life Expectancy Diagram



Lumen Maintenance Diagram - 20WP/LED/830/ND E26 G2 BB 6/1

