



# LED Wallpack Retrofits

## 20WP/LED/850/ND E26 G2 BB 6/1

Philips LED HID replacement lamps are perfect LED replacement for a variety of outdoor applications. High intensity illumination, which means you get added visibility for applications like streets, public areas, and much more for a fraction of the energy used by conventional HID.

### Product data

General Information	
Cap-Base	E26 [Single Contact Medium Screw]
Nominal lifetime	50,000 hour(s)
Switching Cycle	50,000
Lighting Technology	LED
Light Technical	
Color Code	850 [CCT of 5000K]
Luminous Flux	3,000 lm
Color Designation	Daylight
Correlated Color Temperature (Nom)	5000 K
Luminous Efficacy (rated) (Nom)	150.00 lm/W
Color Consistency	ANSI 5000K quadrangle
Color rendering index (CRI)	80
LLMF At End Of Nominal Lifetime (Nom)	70 %
Operating and Electrical	
Line Frequency	50 to 60 Hz
Input Frequency	50 to 60 Hz
Power Consumption	20 W

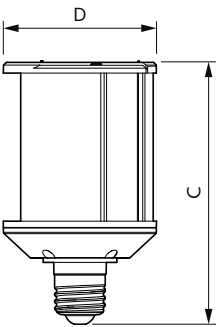
Lamp Current (Nom)	222 mA
Starting Time (Nom)	1 s
Warm-up time to 60% light	1 s
Power Factor (Fraction)	0.9
Voltage (Nom)	100-277 V
UL Type	HIB_UL Type B (UL Listed+Classified)
Temperature	
T-Case Maximum (Nom)	60 °C
Controls and Dimming	
Dimmable	No
Mechanical and Housing	
Bulb Finish	Clear
Bulb Material	Plastic
Bulb Shape	Wall Pack
Net Weight (Piece)	0.486 kg

LED Wallpack Retrofits

Approval and Application	
Energy Consumption kWh/1000 h	20 kWh
EU RoHS compliant	Yes
Ambient temperature range	-20 °C to 45 °C
Application Conditions	
can it be used in closed luminaires	Yes
Product Data	
Order product name	20WP/LED/850/ND E26 G2 BB 6/1


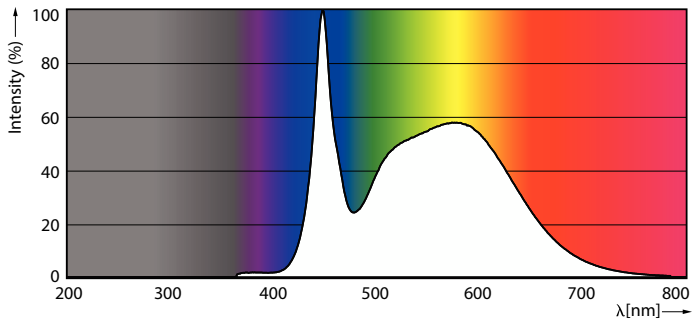
Full product name	20WP/LED/850/ND E26 G2 BB 6/1
Order code	929002398104
Material Nr. (12NC)	929002398104
Numerator - Quantity Per Pack	1
EAN/UPC - Product/Case	046677559922
Numerator - Packs per outer box	6
EAN/UPC - Case	50046677559927

Dimensional drawing



Product	D	C
20WP/LED/850/ND E26 G2 BB 6/1	92 mm	135 mm

Photometric data

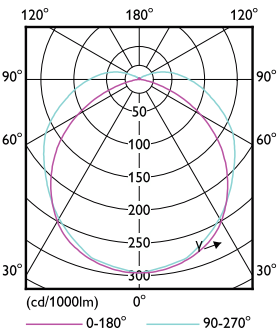


Spectral Power Distribution Colour - 20WP/LED/850/ND E26 G2 BB 6/1

General uniform lighting - 20WP/LED/850/ND E26 G2 BB 6/1

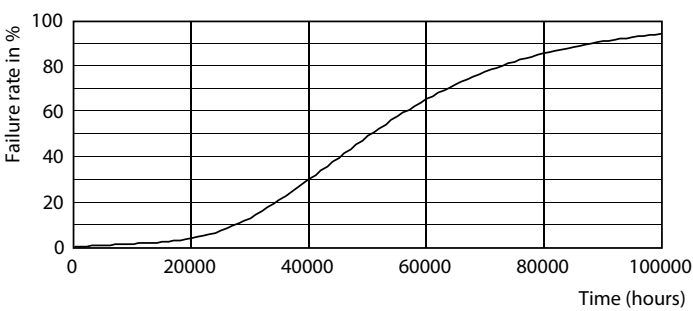
# LED Wallpack Retrofits

## Photometric data

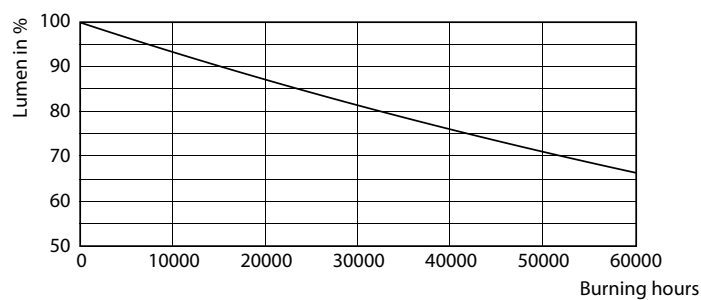


Light Distribution Diagram - 20WP/LED/850/ND E26 G2 BB 6/1

## Lifetime



Life Expectancy Diagram



Lumen Maintenance Diagram - 20WP/LED/850/ND E26 G2 BB 6/1

