



# External Slim Downlight DL252

DL252 G2 SF RD LED 1300 30K 18W 8" WV

External Slim Downlight DL252, 18 W, 1300 lm, 3000 K, Wide beam, White

A complete family delivering superior light with great uniformity and safety. Choose the best fit for every projects, from multiple lumen packs/wattages, and enjoy great reliable performance free of maintenance.

## Product data

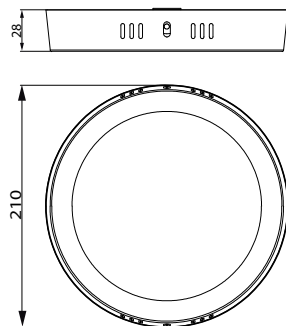
General Information		Operating and Electrical	
Light source replaceable	No	Input Voltage	110 to 240 V
Number of gear units	1 unit	Line Frequency	50 or 60 Hz
Driver included	Yes	Input Frequency	50 or 60 Hz
Switching Cycle	12,500	Inrush current	44 A
Lighting Technology	LED	Inrush time	0.13 ms
Warranty period	1 years	Power Consumption	18 W
Light Technical		Power Factor (Fraction)	0.5
Luminous Flux	1,300 lm	Connection	Connection unit 2-pole
Correlated Color Temperature (Nom)	3000 K	Cable	Cable 0.2 m without plug
Luminous Efficacy (rated) (Nom)	72.00 lm/W	Number of products on MCB of 16 A type B 34	
Color rendering index (CRI)	80	Suitable for random switching	No
Light source color	830 warm white	Protection class IEC	Safety class II
Optic type	Wide beam	Controls and Dimming	
Luminaire light beam spread	110°	Dimmable	No
		Driver/power unit/transformer	Power supply unit (On/Off)

## External Slim Downlight DL252

Constant light output	No
<b>Mechanical and Housing</b>	
Housing Material	Metal
Reflector material	-
Optic material	Polystyrene
Optical cover material	Polypropylene
Fixation material	Steel
Housing Color	White
Optical cover finish	Matte
Overall length	210 mm
Overall width	210 mm
Overall height	28 mm
Overall diameter	210 mm
Dimensions (Height x Width x Depth)	28 x 210 x 210 mm
Net weight	0.436 kg
Ingress protection code	IP20 [Finger-protected]
Mech. impact protection code	IK01 [0.15 J]
Net Weight (Piece)	0.436 kg
<b>Approval and Application</b>	
Glow-wire test	Temperature 650 °C, duration 30 s
Flammability mark	For mounting on normally flammable surfaces
EU RoHS compliant	Yes

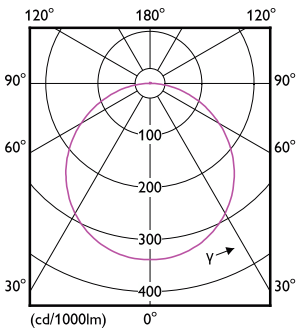
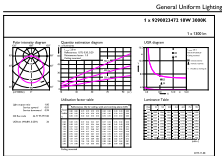
Warranty	2 year(s)
EyeComfort	Yes
Ambient temperature range	-20 to +40 °C
<b>Initial Performance (IEC Compliant)</b>	
Luminous flux tolerance	+10%/-15%
Initial chromaticity	(0.440, 0.403) <6
Power consumption tolerance	+10%/-20%
<b>Over Time Performance (IEC Compliant)</b>	
Driver failure rate at 5000 h	0.05 %
Median useful life L70B50	25,000 hour(s)
<b>Product Data</b>	
Order product name	DL252 G2 SF RD LED 1300 30K 18W 8" WV
Full product name	DL252 G2 SF RD LED 1300 30K 18W 8" WV
Full product code	871869974899900
Order code	929002635501
Material Nr. (12NC)	929002635501
Numerator - Quantity Per Pack	1
EAN/UPC - Product/Case	8718699748999
Numerator - Packs per outer box	12
EAN/UPC - Case	8718699749002

### Dimensional drawing



# External Slim Downlight DL252

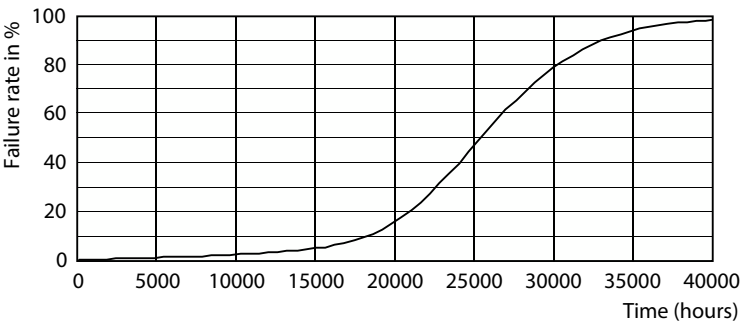
## Photometric data



General uniform lighting - DL252 G2 SF RD LED 1300 30K 18W 8" WV

Light Distribution Diagram - DL252 G2 SF RD LED 1300 30K 18W 8" WV

## Lifetime



L70B-50 25K-LED

