



External Slim Downlight DL252

DL252 G2 SF RD LED 2000 30K 24W 11" WV

External Slim Downlight DL252, 24 W, 2000 lm, 3000 K, Wide beam, White

A complete family delivering superior light with great uniformity and safety. Choose the best fit for every projects, from multiple lumen packs/wattages, and enjoy great reliable performance free of maintenance.

Product data

General Information	
Light source replaceable	No
Number of gear units	1 unit
Driver included	Yes
Switching Cycle	12,500
Lighting Technology	LED
Warranty period	1 years
Light Technical	
Luminous Flux	2,000 lm
Correlated Color Temperature (Nom)	3000 K
Luminous Efficacy (rated) (Nom)	83.00 lm/W
Color rendering index (CRI)	80
Light source color	830 warm white
Optic type	Wide beam
Luminaire light beam spread	110°

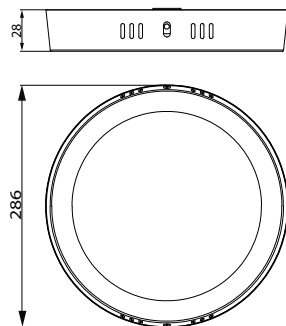
Operating and Electrical	
Input Voltage	110 to 240 V
Line Frequency	50 or 60 Hz
Input Frequency	50 or 60 Hz
Inrush current	55 A
Inrush time	0.1 ms
Power Consumption	24 W
Power Factor (Fraction)	0.5
Connection	Connection unit 2-pole
Cable	Cable 0.2 m without plug
Number of products on MCB of 16 A type B 28	
Suitable for random switching	No
Protection class IEC	Safety class II
Controls and Dimming	
Dimmable	No
Driver/power unit/transformer	Power supply unit (On/Off)

External Slim Downlight DL252

Constant light output	No
Mechanical and Housing	
Housing Material	Metal
Reflector material	-
Optic material	Polystyrene
Optical cover material	Polypropylene
Fixation material	Steel
Housing Color	White
Optical cover finish	Matte
Overall length	286 mm
Overall width	286 mm
Overall height	28 mm
Overall diameter	286 mm
Dimensions (Height x Width x Depth)	28 x 286 x 286 mm
Net weight	0.56 kg
Ingress protection code	IP20 [Finger-protected]
Mech. impact protection code	IK01 [0.15 J]
Net Weight (Piece)	0.560 kg
Approval and Application	
Glow-wire test	Temperature 650 °C, duration 30 s
Flammability mark	For mounting on normally flammable surfaces
EU RoHS compliant	Yes

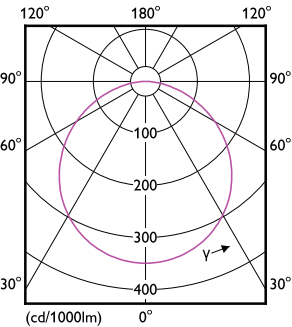
Warranty	2 year(s)
EyeComfort	Yes
Ambient temperature range	-20 to +40 °C
Initial Performance (IEC Compliant)	
Luminous flux tolerance	+10%/-15%
Initial chromaticity	(0.440, 0.403) <6
Power consumption tolerance	+10%/-20%
Over Time Performance (IEC Compliant)	
Driver failure rate at 5000 h	0.05 %
Median useful life L70B50	25,000 hour(s)
Product Data	
Order product name	DL252 G2 SF RD LED 2000 30K 24W 11" WV
Full product name	DL252 G2 SF RD LED 2000 30K 24W 11" WV
Full product code	871869974911800
Order code	929002636101
Material Nr. (12NC)	929002636101
Numerator - Quantity Per Pack	1
EAN/UPC - Product/Case	8718699749118
Numerator - Packs per outer box	12
EAN/UPC - Case	8718699749125

Dimensional drawing




External Slim Downlight DL252

Photometric data



Light Distribution Diagram - DL252 G2 SF RD LED 2000 30K 24W 11" WV



General uniform lighting - DL252 G2 SF RD LED 2000 30K 24W 11" WV

