

# LED BA11

## 3.5BA11/PER/UD50/CL/G/E12/D 6/3PF T20

Philips LED BA11 candles offer energy saving ambiance with the elegant effect of incandescent candles. These designs provides light in an omnidirectional manner, giving lighting designers a long life alternative to standard incandescent sources.

### Product data

General Information	
Cap-Base	E12 [Candelabra Screw]
Nominal lifetime	15,000 hour(s)
Switching Cycle	20,000
Rated Lifetime (Hours)	15,000 hour(s)
Lighting Technology	LED
Light Technical	
Color Code	950 [CCT of 5000K]
Color Code	950 [CCT of 5000K]
Beam Angle (Nom)	300 degree(s)
Luminous Flux	300 lm
Color Designation	Daylight
Luminous Efficacy (rated) (Nom)	85 lm/W
Correlated Color Temperature (Nom)	5000 K
Color Consistency	<4
Color rendering index (CRI)	95
LLMF At End Of Nominal Lifetime (Nom)	70 %
Operating and Electrical	
Line Frequency	60 Hz
Input Frequency	60 Hz
Power Consumption	3.5 W
Lamp Current (Nom)	40 mA

Wattage Equivalent	40 W
Starting Time (Nom)	0.5 s
Warm-up time to 60% light	0.4 s
Power Factor (Fraction)	0.7
Voltage (Nom)	120 V
Temperature	
Ambient temperature range	-4 °F to 104 °F
Controls and Dimming	
Dimmable	Only with specific dimmers
Mechanical and Housing	
Bulb Finish	Clear
Bulb Material	Glass
Bulb Shape	BA11
UL Wet/ damp/ dry location	Wet location
Approval and Application	
EU RoHS compliant	Yes
EyeComfort	Yes
T20 compliant	Yes
LED Innovations	EyeComfort

# LED BA11

## Application Conditions

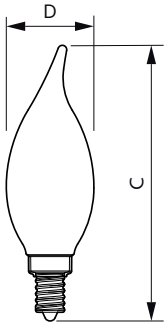
can it be used in closed luminaires No

## Product Data

Order product name	3.5BA11/PER/UD50/CL/G/E12/D 6/3PF T20
Full product name	3.5BA11/PER/UD50/CL/G/E12/D 6/3PF T20
Order code	564930

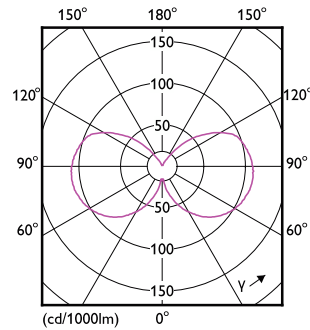
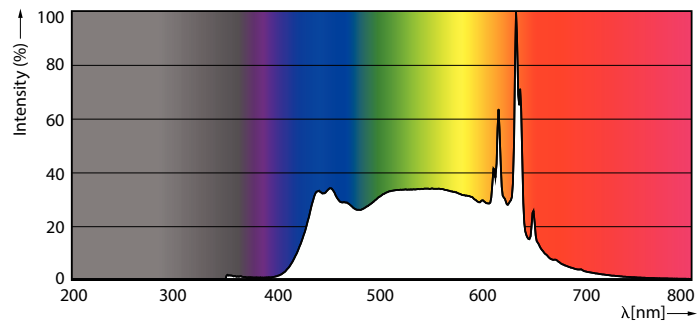
Material Nr. (12NC)	929002991603
Net Weight (Piece)	0.026 lb
EAN/UPC - Product/Case	046677564933
Numerator - Packs per outer box	6
EAN/UPC - Case	50046677564938

## Dimensional drawing




Product	D	C
3.5BA11/PER/UD50/CL/G/E12/D 6/3PF T20	1-3/8 inch	4-3/8 inch

## Photometric data



Spectral Power Distribution Colour - 3.5BA11/PER/UD50/CL/G/E12/D 6/3PF T20

Light Distribution Diagram - 3.5BA11/PER/UD50/CL/G/E12/D 6/3PF T20



General uniform lighting - 3.5BA11/PER/UD50/CL/G/E12/D 6/3PF T20

# LED BA11

## Lifetime



Life Expectancy Diagram

Lumen Maintenance Diagram - 3.5BA11/PER/UD50/CL/G/E12/D 6/3PF T20

