



# Classic filament LED candles and lusters

## LEDclassic 40W B35 2700K E14 D CL AU

Featuring a classic heritage design, Classic filament LED candles and lusters combine the familiar shapes of classic incandescent candle or luster with the benefits of the long lasting LED technology. They deliver beautiful, decorative warm-white light while saving around 90% on energy costs compared with traditional light candles and lusters.

### Product data

General Information	
Cap-Base	E14
Nominal lifetime	15,000 hour(s)
Switching Cycle	20,000
Rated Lifetime (Hours)	15,000 hour(s)
Lighting Technology	LED
Light Technical	
Color Code	927 [CCT of 2700K]
Color Code	927 [CCT of 2700K]
Luminous Flux	470 lm
Luminous Efficacy (rated) (Nom)	134 lm/W
Color Designation	Warm White (WW)
Correlated Color Temperature (Nom)	2700 K
Color Consistency	<6
Color rendering index (CRI)	90
LLMF At End Of Nominal Lifetime (Nom)	70 %
Operating and Electrical	
Input Frequency	50 to 60 Hz

Power Consumption	3.5 W
Lamp Current (Nom)	24 mA
Wattage Equivalent	40 W
Starting Time (Nom)	0.5 s
Warm-up time to 60% light	0.5 s
Power Factor (Fraction)	0.6
Voltage (Nom)	220-240 V
Temperature	
Ambient temperature range	-20 to +45 °C
T-Case Maximum (Nom)	70 °C
Controls and Dimming	
Dimmable	Only with specific dimmers
Mechanical and Housing	
Bulb Finish	Clear
Bulb Material	Glass
Bulb Shape	B35

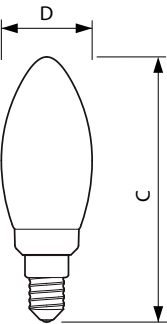
Classic filament LED candles and lusters

Approval and Application	
Energy Consumption kWh/1000 h	4 kWh
EyeComfort	Yes
LED Innovations	EyeComfort
EU RoHS compliant	Yes

Product Data	
Order product name	LEDclassic 40W B35 2700K E14 D CL AU
Full product name	LEDclassic 40W B35 2700K E14 D CL AU

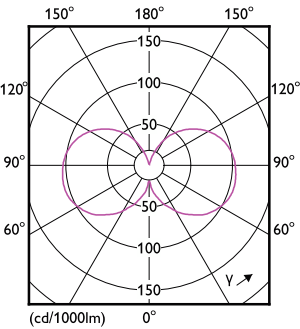
Full product code	871951437729500
Order code	929003012279
Material Nr. (12NC)	929003012279
Net Weight (Piece)	0.014 kg
EAN/UPC - Product/Case	8719514377295
Numerator - Packs per outer box	6
EAN/UPC - Case	8719514377301

Dimensional drawing

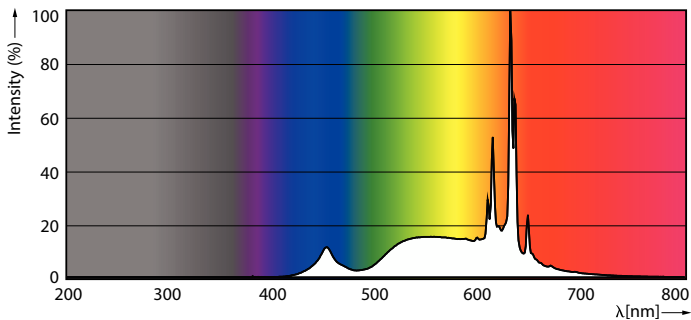


Product	D	C
LEDclassic 40W B35 2700K E14 D CL AU	35 mm	97 mm

Photometric data



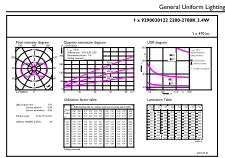
Light Distribution Diagram - LEDclassic 40W B35 2700K E14 D CL AU



Spectral Power Distribution Colour - LEDclassic 40W B35 2700K E14 D CL AU

## Classic filament LED candles and lusters

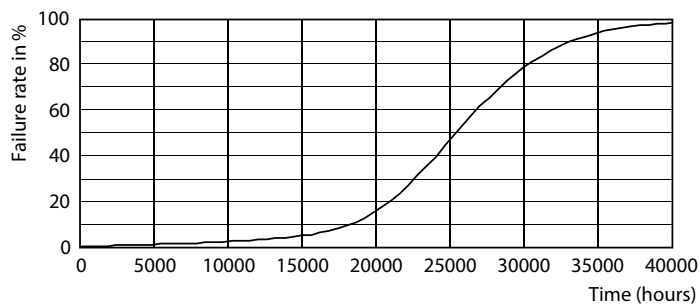
## Photometric data



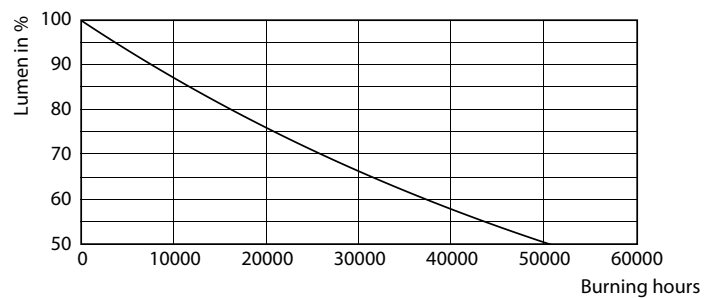
Catalytic Performance 43 Polys Lighting 6.V. Page 17

General uniform lighting - LEDclassic 40W B35 2700K E14 D CL AU

**Lifetime**



### Life Expectancy Diagram



**Lumen Maintenance Diagram - LEDclassic 40W B35 2700K E14 D CL AU**

