



# LED MR16

## 6.5MR16/F35/2700-2200 DIM 12V

LED, MR16, Only with specific dimmers, GU5.3, 2200 K, 2700 K, 455 lm, 25000 hour(s), Aluminum

Philips LED MR-16 lamps with single optic technology provide the look and color quality of traditional halogens while using a fraction of the energy. A perfect fit for spot lighting, they are compatible with most existing fixtures with MR16 GU5.3 holders and are designed as a retrofit replacement for halogen or incandescent spots.

### Product data

General Information	
Cap-Base	GU5.3
Nominal lifetime	25,000 hour(s)
Switching Cycle	50,000
Lighting Technology	LED
Light Technical	
Color Code	822-827 [tunable warm white]
Beam Angle (Nom)	35 degree(s)
Luminous Flux	455 lm
Luminous Intensity (Nom)	950 cd
Color Designation	Warm Glow(WG)
Correlated Color Temperature (Nom)	2200 2700 K
Luminous Efficacy (rated) (Nom)	70.00 lm/W
Color Consistency	<6
Color rendering index (CRI)	80
LLMF At End Of Nominal Lifetime (Nom)	70 %

Operating and Electrical	
Line Frequency	- Hz
Input Frequency	- Hz
Power Consumption	6.5 W
Lamp Current (Nom)	690 mA
Wattage Equivalent	35 W
Starting Time (Nom)	0.5 s
Warm-up time to 60% light	0.5 s
Power Factor (Fraction)	0.7
Voltage (Nom)	ac electronic 12 V
Temperature	
T-Case Maximum (Nom)	80 °C
Controls and Dimming	
Dimmable	Only with specific dimmers

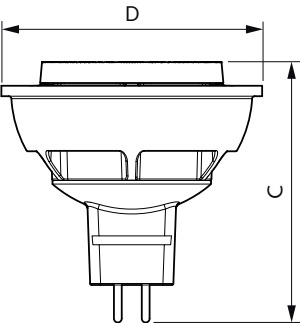
LED MR16

Mechanical and Housing	
Bulb Finish	Clear
Bulb Material	Aluminum
Bulb Shape	MR16
UL Wet/ damp/ dry location	Damp location
Net Weight (Piece)	0.052 kg
Approval and Application	
Suitable For Accent Lighting	Yes
EU RoHS compliant	Yes
T20 compliant	No

Application Conditions	
can it be used in closed luminaires	Yes

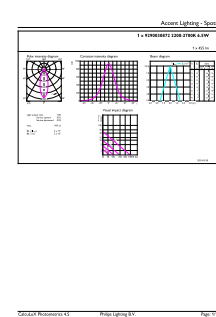
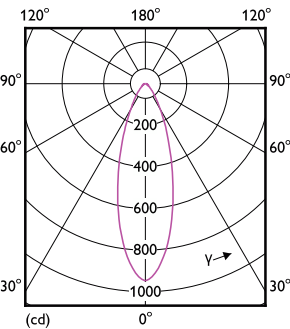
Product Data	
Order product name	6.5MR16/F35/2700-2200 DIM 12V
Full product name	6.5MR16/F35/2700-2200 DIM 12V
Order code	929003087204
Material Nr. (12NC)	929003087204
Numerator - Quantity Per Pack	1
EAN/UPC - Product/Case	046677574413
Numerator - Packs per outer box	10
EAN/UPC - Case	50046677574418

Dimensional drawing



Product	D	C
6.5MR16/F35/2700-2200 DIM 12V	51 mm	50.5 mm

Photometric data

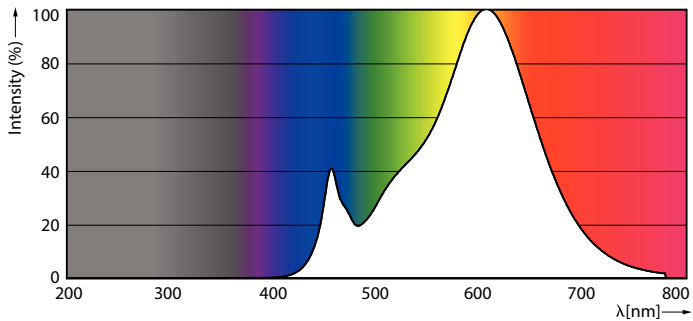


Light Distribution Diagram - 6.5MR16/F35/2700-2200 DIM 12V

Accent Lighting Spots - 6.5MR16/F35/2700-2200 DIM 12V

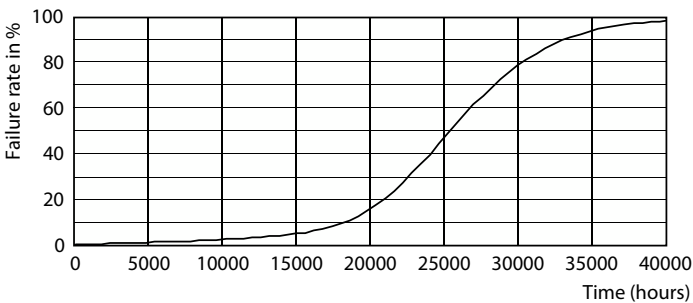
LED MR16

Photometric data

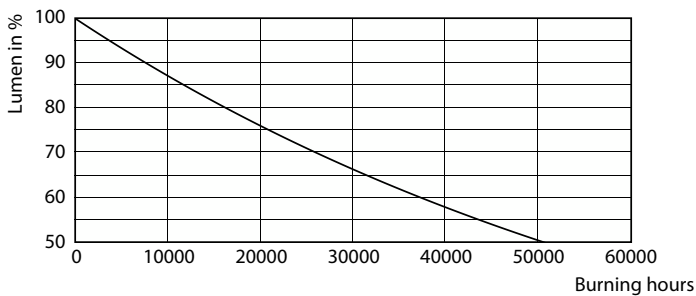


Spectral Power Distribution Colour - 6.5MR16/F35/2700-2200 DIM 12V

Lifetime



Life Expectancy Diagram



Lumen Maintenance Diagram - 6.5MR16/F35/2700-2200 DIM 12V

