xitanium

Datasheet

Xitanium FULL Prog LED Xtreme dual-channel drivers

Xi FP 330W 2:0.2-0.75A SNDAE 230V C240 sXt
9290 034 09706

Xitanium FULL Prog LED Xtreme dual-channel drivers

Philips Xitanium Full Programmable dual-channel LED drivers are specifically designed to deliver the highest performance, protection and configurability. The portfolio offers both central and standalone dimming protocols further increasing the energy savings and CO2 reductions achieved with LED lighting. The Xtreme technology ensures maximum robustness and protection combined with a very long lifetime.

In this product family Philips introduces new dual-channel drivers with state-of-the-art features, which offer high value for both OEM customers and end-users. The products can replace the existing programmable outdoor LED drivers and will bring significant improvement in programming, assembly into a luminaire and electrical performance. One of the key features is SimpleSet®, an easy and fast way to configure the driver in a production environment, without the need to power the driver. Another key feature is dual-channel operation, enabling operation at higher output currents.

Benefits

- Ultimate robustness, offering peace of mind and lower maintenance costs
- Fully programmable LED-drivers designed for the new digital and connected lighting world
- Extended diagnostics via SimpleSet® and MultiOne
- Easy to design-in, configure and install for insulation Class I and Class II applications
- Energy savings through high efficiency and via multiple dimming options

Application

- Road and street lighting
- Area lighting
- Tunnel lighting
- Industrial lighting

Features

- SimpleSet®, wireless configuration interface
- High surge immunity (CM/DM)
- Long lifetime and robust protection against moisture, vibration and temperature
- Dual-channel outputs supporting parallel operation
- Configurable operating windows (AOC)
- Multiple control interfaces: DALI, AmpDim
- Autonomous dimming via integrated DynaDimmer
- Suitable for central DC operation (DCemDim)
- Thermal protection for driver (DTL) and LED module (MTP)
- Constant Light Output (CLO)
- Adjustable Start-up Time (AST)
- Adjustable Light Output (ALO)
- End-Of-Life indicator (EOL)
- Communication through mains via coded commands
- Compliant per DALI Part 251/252/253

Logistical data

Specification item	Value
Product name	Xi FP 330W 2:0.2-0.75A SNDAE 230V C240 sXt
EOC	871951441529400
Logistic code 12NC	9290 034 09706
EAN1 (GTIN)	8719514415294
EAN3 (box)	8719514415300
Pieces per box	4
Weight	1700 gram

Electrical input data

Specification item	Value	Unit	Condition
Rated input voltage range	202...254	V_{ac}	Performance range
Rated input voltage	230	V_{ac}	
Rated input frequency	47...63	Hz	Performance range
Rated input current	1.56	A	@ rated output power @ rated input voltage
Max. input current	1.77	A	@ rated output power @ minimum performance input voltage
Rated input power	356.0	W	@ rated output power @ rated input voltage
Power factor performance range	≥ 0.99		@ rated output power @ rated input voltage@ rated output power @ rated input voltage
Total harmonic distortion	8	%	@ rated output power @ rated input voltage
Efficiency	93.0	%	@ rated output power @ rated input voltage @ max. Uout
Rated input voltage DC	186...250	V_{dc}	Performance range
Rated input current DC	1.12	A_{dc}	Performance range
Input voltage AC	80...264	V_{ac}	Safety operational range
Input frequency AC	45...66	Hz	Safety operational range
Input voltage DC	168...275	V_{dc}	Safety operational range
Standby Power (no load)	0.48	W	
Isolation input to output	Double		

Electrical output data

Data below applies to each separate output channel

Specification item	Value	Unit	Condition
Regulation method	Constant Current		
Output voltage	100...300	V_{dc}	
Output voltage max.	350	V	Maximum voltage at open load
Output current	50...750	mA	0.1...1.5A when parallelling both outputs
Output current min programmable	200	mA	
Min output current	50	mA	
Output current tolerance ±	3	%	@full load
Output current ripple LF	≤ 4	%	Ripple = peak / average, < 3kHz
Output current ripple HF	≤ 4	%	
Output P_{st}^{LM}	≤ 0.3		In entire operating window
Output SVM	≤ 0.3		In entire operating window
Output power	5.0...165.0	W	Per channel

Control interfaces

Specification item	Value	Unit	Condition
Control method	AmpDim, Coded Mains, DALI, Dynadimmer		Output current amplitude dimming. Please refer to design-in guide at www.philips.com/oem for more controllability details.
Dimming range	10...100	%	For latest DALI certification status please visit www.digitalilluminationinterface.org/products
Isolation controls input to output	Double		acc. IEC61347-1

Wiring and Connections

Specification item	Value	Unit	Type
Input wire cross-section	0.5...1.5 / 20...16	mm² / AWG	solid / stranded wire
Input wire strip length	8.5...9.5	mm	
Output wire cross-section	0.5...1.5 / 20...16	mm² / AWG	solid / stranded wire
Output wire strip length	8.5...9.5	mm	
Control wire cross-section	0.5...1.5 / 20...16	mm² / AWG	solid / stranded wire
Control wire strip length	8.5...9.5	mm	
Maximum cable length	2.5	m	CISPR15: between driver and LED module
Maximum NTC output cable length	0.6	m	

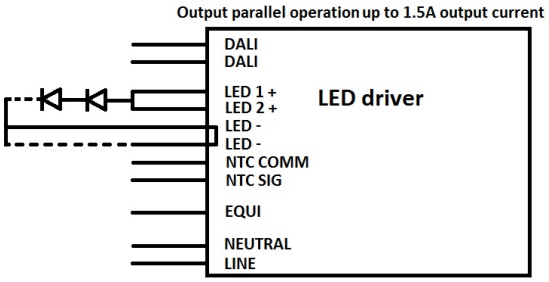

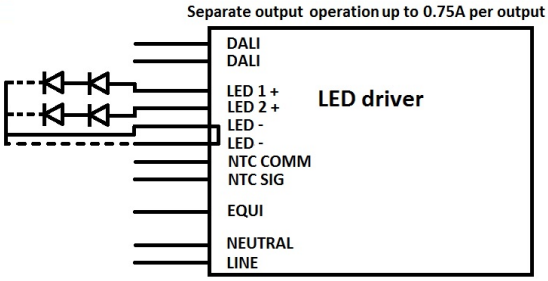

Isolation

Insulation per IEC61347-1	Mains	EQUI	LED + NTC	DALI
Mains	-	Double	Double	Basic
EQUI	Double	-	Basic	Double
LED + NTC	Double	Basic	-	Double
DALI	Basic	Double	Double	-

Dimensions and weight

Specification item	Value	Unit	Tolerance (mm)
Length (A1)	239.7	mm	
Mounting hole distance (A2)	224.6	mm	
Length (A3)	226.2	mm	
Width (B1)	118	mm	
Width (B2)	63.8	mm	
Width (B3)	102.7	mm	
Height (C1)	38	mm	
Mounting hole diameter (D1)	4.8	mm	
Weight	1700	gram	

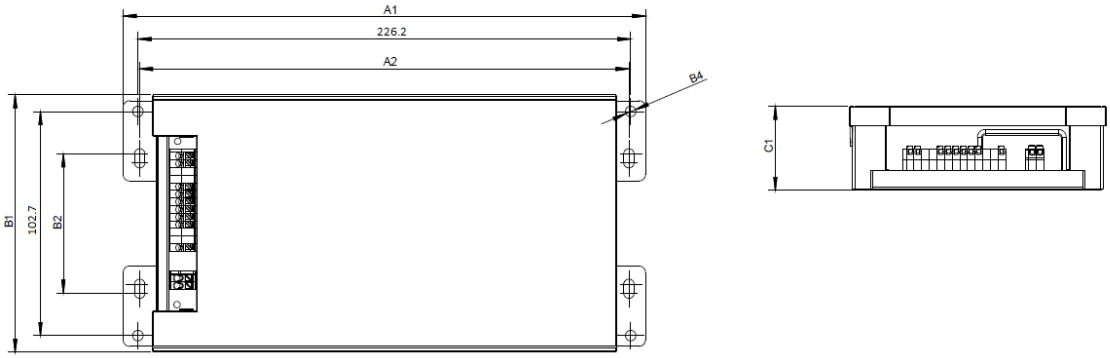

Operational temperatures and humidity

Specification item	Value	Unit	Condition
Ambient temperature	-40...+55	°C	Higher ambient temperature allowed as long as Tcase-max is not exceeded
Tcase-max	90	°C	Maximum temperature measured at T_{case}-point
Tcase-life	80	°C	Measured at T_{case}-point
Maximum housing temperature	130	°C	In case of a failure, inherent by design
Relative humidity	10...90	%	Non-condensing

Lifetime

Specification item	Value	Unit	Condition
Driver lifetime	100,000	hours	Measured temperature at Tcase-point is Tcase-life. Maximum failures = 10%

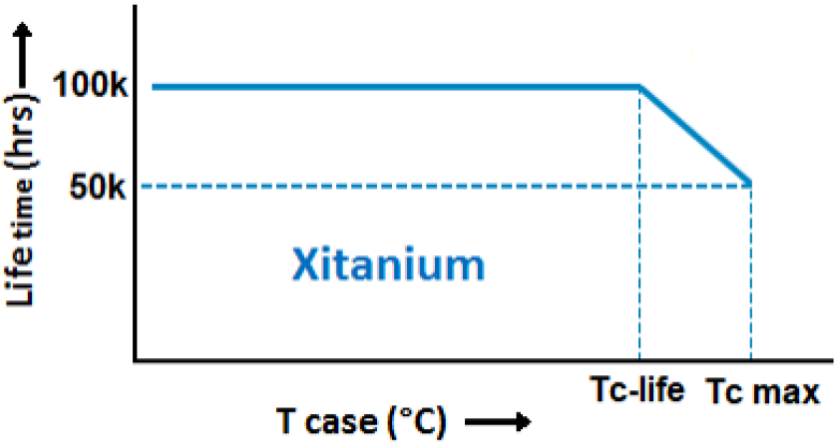

Maximum failures = 10%

Temperature [°C]	Lifetime	Unit	Condition
90	50000	hr	
85	71000	hr	
80	100000	hr	Temperature measured @Tc point
75	>100000	hr	
70	>100000	hr	

Storage temperature and humidity

Specification item	Value	Unit	Condition
Ambient temperature	-40...+85	°C	
Relative humidity	5...95	%	Non-condensing

Programmable features

Specification item	Available	Default setting	Condition
Set Adjustable Output Current (AOC)	Programmable, SimpleSet	700 mA	
LED Module Temperature Protection (MTP)	Yes	OFF	
Driver Temperature Limit (DTL)	Yes	ON	
Adjustable Light Output (ALO)	Yes	OFF	
Constant Light Output (CLO)	Yes	OFF	
Adjustable Start-up Time (AST)	Yes	1 s	
Integrated Dynadimmer	Yes	OFF	5-step, light turn-off possible
AmpDim	Yes	OFF	
Min Dim Level (%)	Yes	10 %	
DC emergency (DCemDim)	Yes	ON	Default: AOC = 15%. EOFx = 10 ... 60%. No external DC rated fuse required. Internal fuse rating: T6.3A 250VAC/DC.
End Of Life indicator (EOL)	Yes	OFF	
Coded Mains	Yes	OFF	
OEM Write Protection (OWP)	Yes	OFF	
Luminaire Info (DALI part 251)	Yes		
Luminaire maintenance (DALI part 253)	Yes		

Non-programmable features

Specification item	Value	Condition
Open load protection	Yes	Automatic recovering
Short circuit protection	Yes	Automatic recovering
Over power protection	Yes	Automatic recovering
Hot wiring	No	
Suitable for fixtures with protection class	I and II	per IEC60598
Overtemperature protection	Yes	Automatic recovering
Inrush Limiter type	SoftStart	
Energy metering (DALI part 252)	Yes	Accuracy: 10%
Diagnostics (DALI part 253)	Yes	

Inrush current

Specification item	Value	Unit	Condition
Inrush current	13	A	Input voltage 230V
Inrush peak width	1320	µs	Input voltage 230V, measured at 50% height
Drivers / MCB 16A type B / Fuse 16A	10	pcs	Based on rated full output power

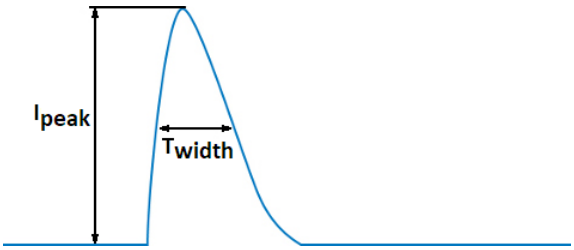

Please refer to the driver design in guide if you use other MCB-types.

If several mini circuit breakers are used directly side-by-side (without distance piece

a correction factor of 80% has to be applied to the rated current

Driver touch current / protective conductor current / earth leakage current

Specification item	Value	Unit	Condition
Typical Touch Current (ins. Class II)	0.6	mA peak	Acc. IEC61347-1. LED module contribution not included
Typical Protective Conductor Current (ins. Class I)	0.45	mA rms	Acc. IEC60598-1. LED module contribution not included

Surge immunity

Specification item	Value	Unit	Condition
Mains surge immunity (diff. mode)	6	kV	L - N acc. IEC61000-4-5, 2 Ohm, 1.2/50us, 8/20us
Mains surge immunity (comm. mode)	10	kV	L/N - EQUI: 10kV acc. EN61547, 8kV acc. IEC61000-4-5, 12 Ohm 1.2/50us,8/20us
Control surge immunity (diff. mode)	0.9	kV	DALI - DALI acc. IEC61000-4-5. 2 Ohm, 1.2/50us, 8/20us
Control surge immunity (comm. mode)	4	kV	DALI - EQUI, acc. IEC61000-4-5. 12 Ohm, 1.2/50us, 8/20us
Control surge immunity (comm. mode)	8	kV	DALI - L/N acc. IEC61000-4-5. 12 Ohm, 1.2/50us, 8/20us

Application Info (Approbation)

Specification item	Value
Approval marks and Certifications	CCC / CE / DALI 2 / Double-insulated Built-In / EAC / EL / ENEC / RCM / UA / UKCA / WEEE
Ingress Protection classification (IP)	20
Application	Outdoor
Mounting Type	Built-in

Graphs

Operating window

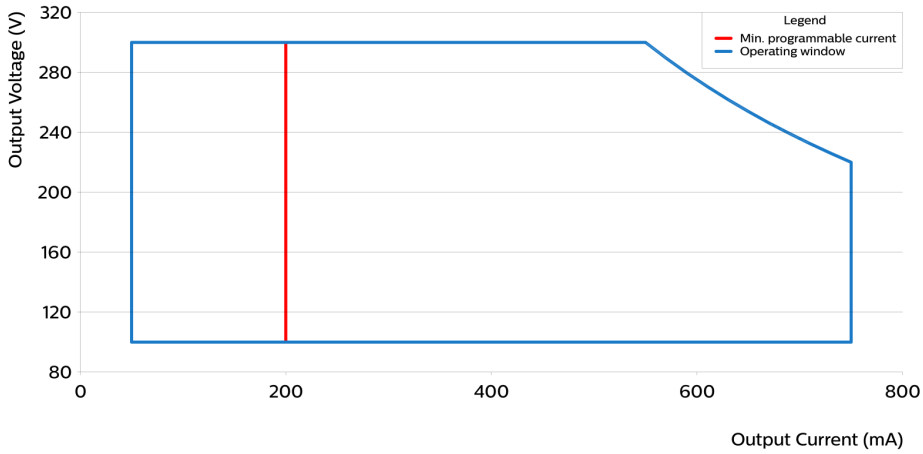

Type	Output current (mA)	Min. output voltage (V)	Max. output voltage (V)	Max. output power (W)
Xi FP 330W 2:0.2-0.75A SNDAE 230V C240 sXt	200	100	300	60
Xi FP 330W 2:0.2-0.75A SNDAE 230V C240 sXt	250	100	300	75
Xi FP 330W 2:0.2-0.75A SNDAE 230V C240 sXt	300	100	300	90
Xi FP 330W 2:0.2-0.75A SNDAE 230V C240 sXt	350	100	300	105
Xi FP 330W 2:0.2-0.75A SNDAE 230V C240 sXt	400	100	300	120
Xi FP 330W 2:0.2-0.75A SNDAE 230V C240 sXt	450	100	300	135
Xi FP 330W 2:0.2-0.75A SNDAE 230V C240 sXt	500	100	300	150
Xi FP 330W 2:0.2-0.75A SNDAE 230V C240 sXt	550	100	300	165
Xi FP 330W 2:0.2-0.75A SNDAE 230V C240 sXt	600	100	275	165
Xi FP 330W 2:0.2-0.75A SNDAE 230V C240 sXt	650	100	253	165
Xi FP 330W 2:0.2-0.75A SNDAE 230V C240 sXt	700	100	235	165
Xi FP 330W 2:0.2-0.75A SNDAE 230V C240 sXt	750	100	220	165

Thermal Guard

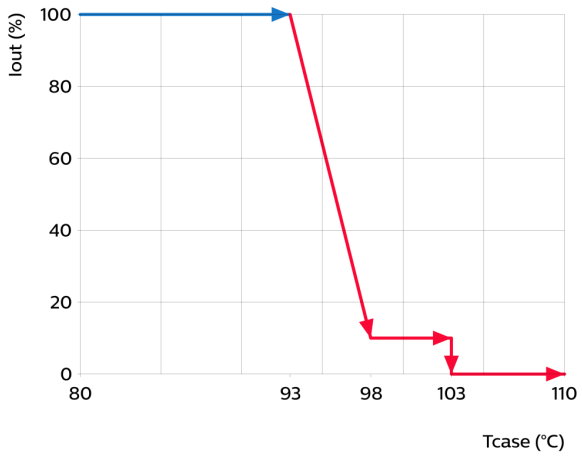

Mains Guard

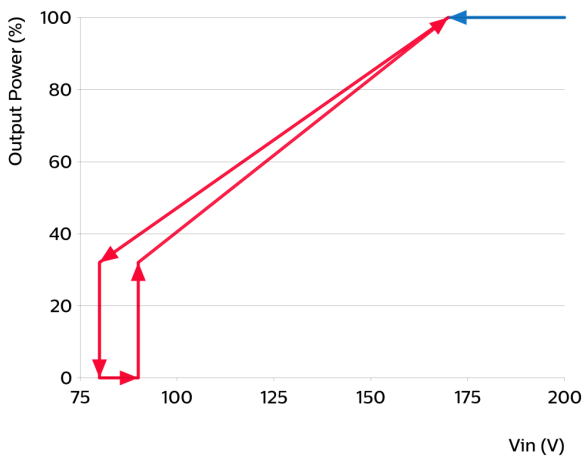

Power factor versus output power

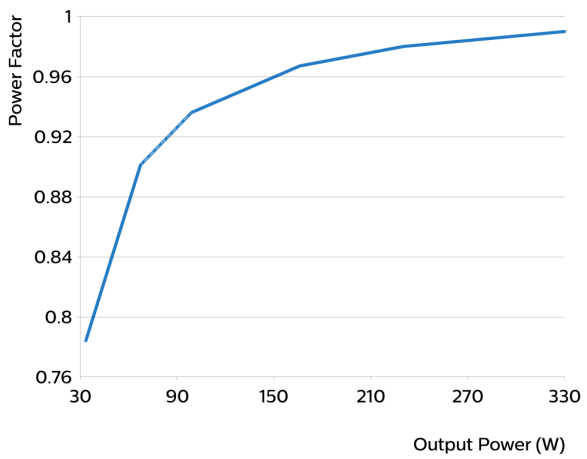

Efficiency versus output power

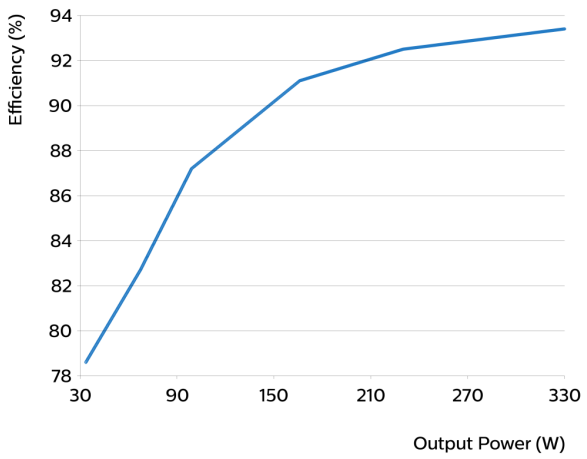

THD versus output power

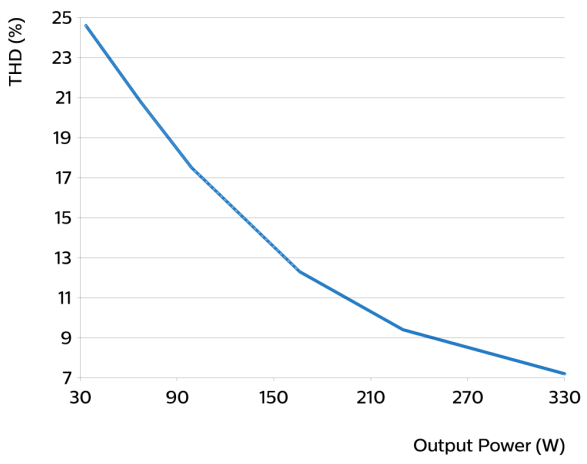

Notes

Important information about dual-channel operation:

- Both outputs share a common minus (LED - terminal)
- Both channels are allowed to be put in parallel to increase output current up to 1.5A
- Outputs cannot be connected in series
- Configured output current (AOC) applies to both channels simultaneously
- Output loading in Watt of the channels is allowed to be inequal

Fusing information:

This driver is equipped with a SoftStart inrush current limiter. As a consequence, the limit on the number of drivers connected to an MCB/melting fuse is based on either the aggregate inrush current or the steady-state input current and defined by whatever limit is reached first.

Max. recommended amount of drivers based on inrush current is 7 per 16A MCB B type.
Max. recommended amount of drivers per 16A MCB (C, D type) is 9 and based on max. steady-state input current at rated output power.

Wiring:

- Minimum recommended input wiring cross section area: 0.75mm2
- Minimum recommended output wiring cross section area: 0.5mm2 up to 1.0A
- Minimum recommended output wiring cross section area: 0.75mm2 above 1.0A

© 2026 Signify Holding. All rights reserved. The information provided herein is subject to change, without notice. Signify does not give any representation or warranty as to the accuracy or completeness of the information included herein and shall not be liable for any action in reliance thereon. The information presented in this document is not intended as any commercial offer and does not form part of any quotation or contract, unless otherwise agreed by Signify. All trademarks are owned by Signify Holding or their respective owners.

xitanium