xitanium

Datasheet

Xitanium LED drivers

Xitanium 100W 350-500mA 200V DS 230V EL
9290 034 64306

Enabling future-proof LED technology

Xitanium LED drivers are designed to operate LED solutions for general lighting applications. With Xitanium LED drivers, flexibility in luminaire design is assured thanks to an adjustable output current. Application-oriented operating windows offer stable lumen output and light quality levels that specifiers and architects demand. The adjustable output current also enables operation of various LED PCB solutions from different manufacturers.

Benefits

- Selectable output current enables flexibility
- Provides options for different luminaire designs
- Great EMI performance for easy design-in
- DC emergency mode
- Peace of mind with proven reliability

Features

- Low output current tolerance
- Low output current ripple
- Flexible current setting (4 output currents – dipswitch)
- Suitable for Class I luminaires
- Housing for linear fixtures build-in version

Application

- Retail
- Office
- Industry

Logistical data

Specification item	Value
Product name	Xitanium 100W 350-500mA 200V DS 230V EL
EOC	872016934023700
Logistic code 12NC	9290 034 64306
EAN1 (GTIN)	8720169340237
EAN3 (box)	8720169340244
Pieces per box	50
Weight	165 gram

Electrical input data

Specification item	Value	Unit	Condition
Rated input voltage range	220...240	V_{ac}	Performance range
Rated input voltage	230	V_{ac}	
Rated input frequency	50...60	Hz	Performance range
Rated input current	0.5	A	@ full output power @ rated input voltage
Rated input power	104.0	W	@ full output power @ rated input voltage
Power factor performance range	≥ 0.90 C		
Total harmonic distortion	20	%	@ rated output power @ rated input voltage
Efficiency	≥ 94.0	%	@ full output power @ rated input voltage @ max. Uout
Rated input voltage DC	186...250	V_{dc}	Performance range
Rated input current DC	0.38...0.55	A_{dc}	Performance range
Input voltage AC	198...264	V_{ac}	Operational range
Input frequency AC	47.5...63	Hz	Operational range
Input voltage DC	168...275	V_{dc}	Operational range
Isolation input to output	No		

Electrical output data

Specification item	Value	Unit	Condition
Regulation method	Constant Current		
Output voltage	80...200	V_{dc}	
Output voltage max.	250	V	Maximum output voltage (rms)
Output current	350 / 400 / 450 / 500	mA	
Output current tolerance ±	8	%	@full load
Output current ripple LF	≤ 4	%	Ripple = peak / average, < 3kHz
Output current ripple HF	≤ 15	%	
Output P_{st}^{LM}	≤ 0.1		In entire operating window
Output SVM	≤ 0.1		In entire operating window
Output power	28.0...100.0	W	
Rated output power	100.0	W	

Control interfaces

Specification item	Value	Unit	Condition
Control method	Fixed		See design-in guide at www.philips.com/oem for more controllability details.
Isolation controls input to output	No		acc. IEC61347-1

Wiring and Connections

Specification item	Value	Unit	Type
Input wire cross-section	0.5...1.5 / 20...16	mm² / AWG	solid / stranded wire
Input wire strip length	8.5...9.5	mm	
Output wire cross-section	0.5...1.5 / 20...16	mm² / AWG	solid / stranded wire
Output wire strip length	8.5...9.5	mm	
Maximum cable length	2	m	Total length of wiring including LED module, one way

Isolation

Insulation per IEC61347-1	Input	Output
Input	-	No
Output	No	-

Dimensions and weight

Specification item	Value	Unit	Tolerance (mm)
Length (A1)	210	mm	
Mounting hole distance (A2)	200	mm	
Width (B1)	30	mm	
Height (C1)	21	mm	
Mounting hole diameter (D1)	4.1	mm	
Mounting hole diameter (D2)	4.1	mm	
Weight	165	gram	
Housing color	white		

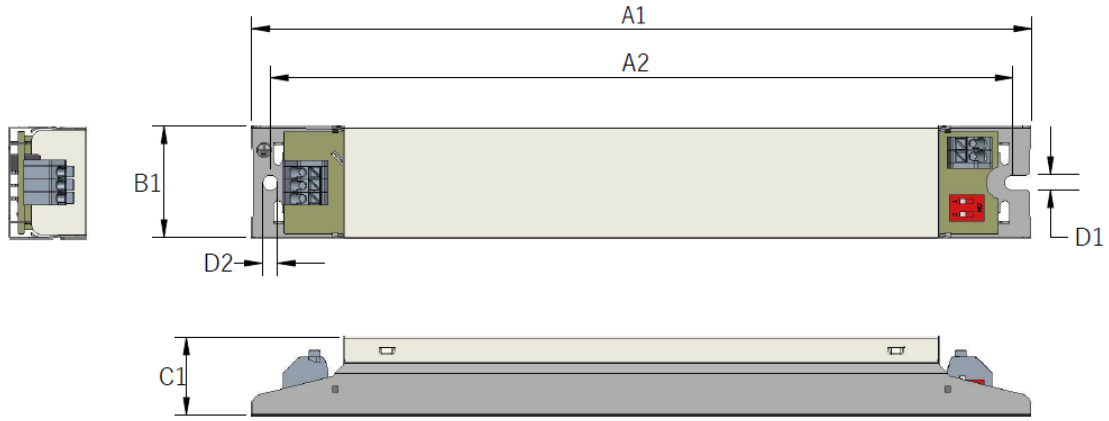

Operational temperatures and humidity

Specification item	Value	Unit	Condition
Ambient temperature	-25...+50	°C	Higher ambient temperature allowed as long as Tcase-max is not exceeded
Tcase-max	85	°C	Maximum temperature measured at T_{case}-point
Tcase-life	75	°C	Measured at T_{case}-point
Maximum housing temperature	110	°C	In case of a failure, inherent by design
Relative humidity	10...90	%	Non-condensing

Lifetime

Specification item	Value	Unit	Condition
Driver lifetime	100,000	hours	Measured temperature at Tcase-point is Tcase-life. Maximum failures = 10%

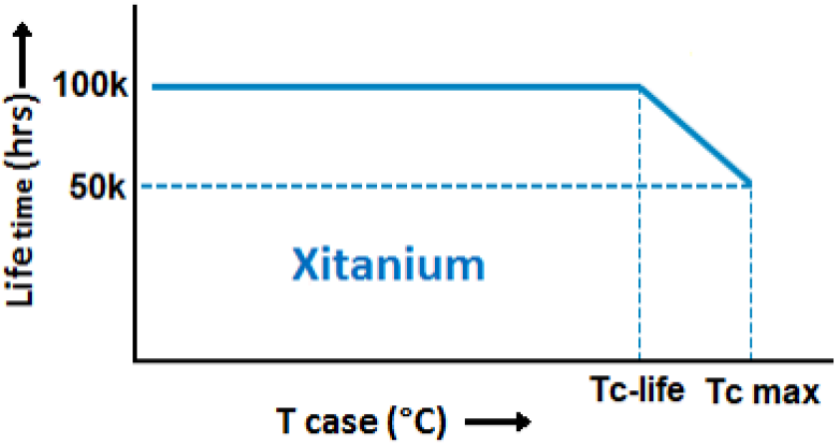

Maximum failures = 10%

Temperature [°C]	Lifetime	Unit	Condition
85	50000	hr	
80	71000	hr	
75	100000	hr	Temperature measured @Tc point
70	>100000	hr	
65	>100000	hr	

Storage temperature and humidity

Specification item	Value	Unit	Condition
Ambient temperature	-25...+85	°C	
Relative humidity	5...95	%	Non-condensing

Programmable features

Specification item	Available	Default setting	Condition
Set Adjustable Output Current (AOC)	DipSwitch	500 mA	

Non-programmable features

Specification item	Value	Condition
Open load protection	Yes	Automatic recovering
Short circuit protection	Yes	Automatic recovering
Over power protection	Yes	Automatic recovering
Suitable for fixtures with protection class	I	per IEC60598

Inrush current

Specification item	Value	Unit	Condition
Inrush current	53	A	Input voltage 230V
Inrush peak width	176	µs	Input voltage 230V, measured at 50% height
Drivers / MCB 16A type B @230V AC	≤ 12	pcs	Input voltage 230V

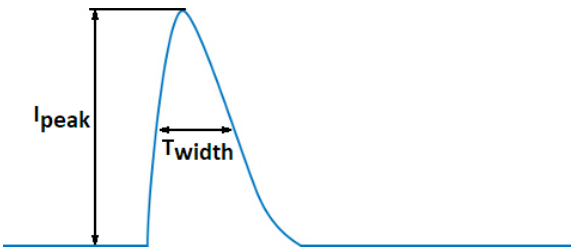

Please refer to the driver design in guide if you use other MCB-types.

If several mini circuit breakers are used directly side-by-side (without distance piece

a correction factor of 80% has to be applied to the rated current

Driver touch current / protective conductor current / earth leakage current

Specification item	Value	Unit	Condition
Typical Protective Conductor Current (ins. Class I)	0.5	mA rms	Acc. IEC60598-1. LED module contribution not included

Surge immunity

Specification item	Value	Unit	Condition
Mains surge immunity (diff. mode)	1	kV	Acc. IEC61000-4-5. 2 Ohm, 1.2/50us, 8/20us
Mains surge immunity (comm. mode)	2	kV	Acc. IEC61000-4-5. 12 Ohm, 1.2/50us, 8/20us

Application Info (Approbation)

Specification item	Value
Approval marks and Certifications	CB / CCC / CE / EAC / EL / ENEC / RCM / UA / UKCA
Ingress Protection classification (IP)	20
Application	Indoor Linear
Mounting Type	Built-in

Graphs

Operating window

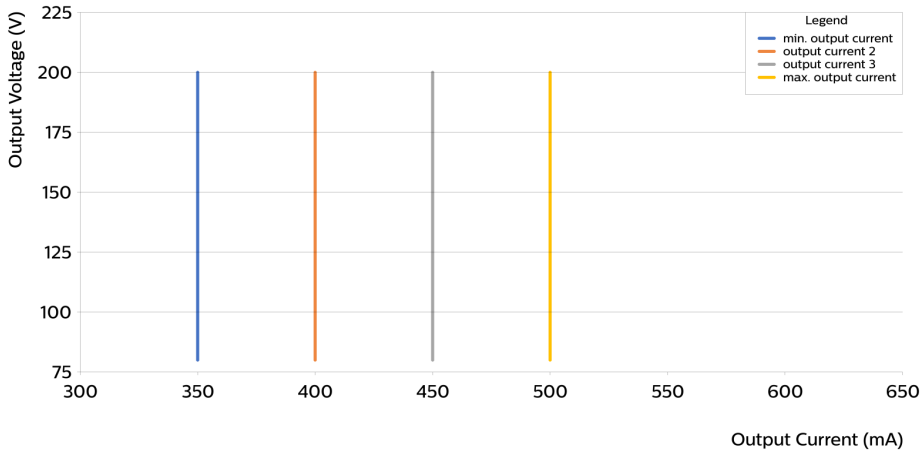

Power factor versus output power

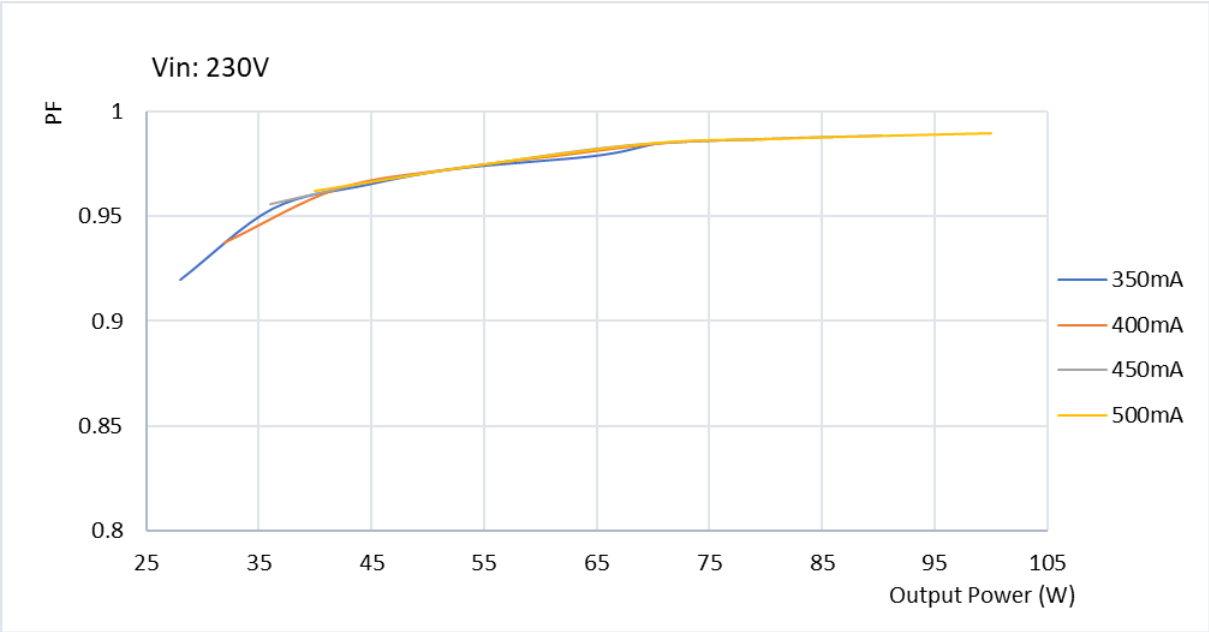

Efficiency versus output power

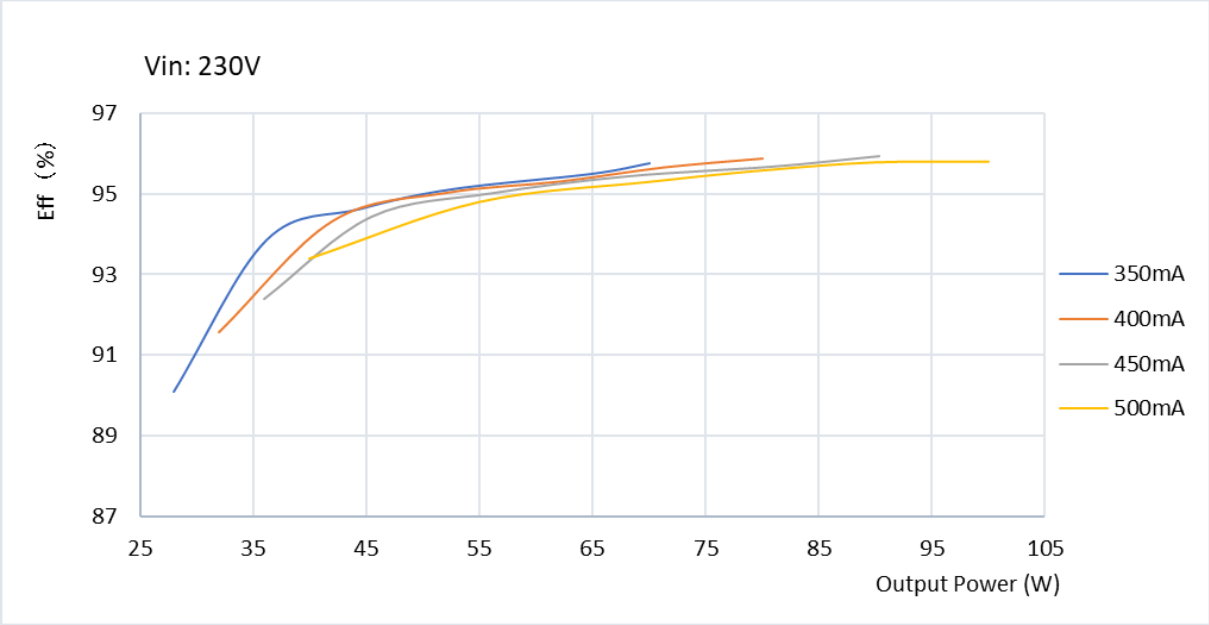

THD versus output power

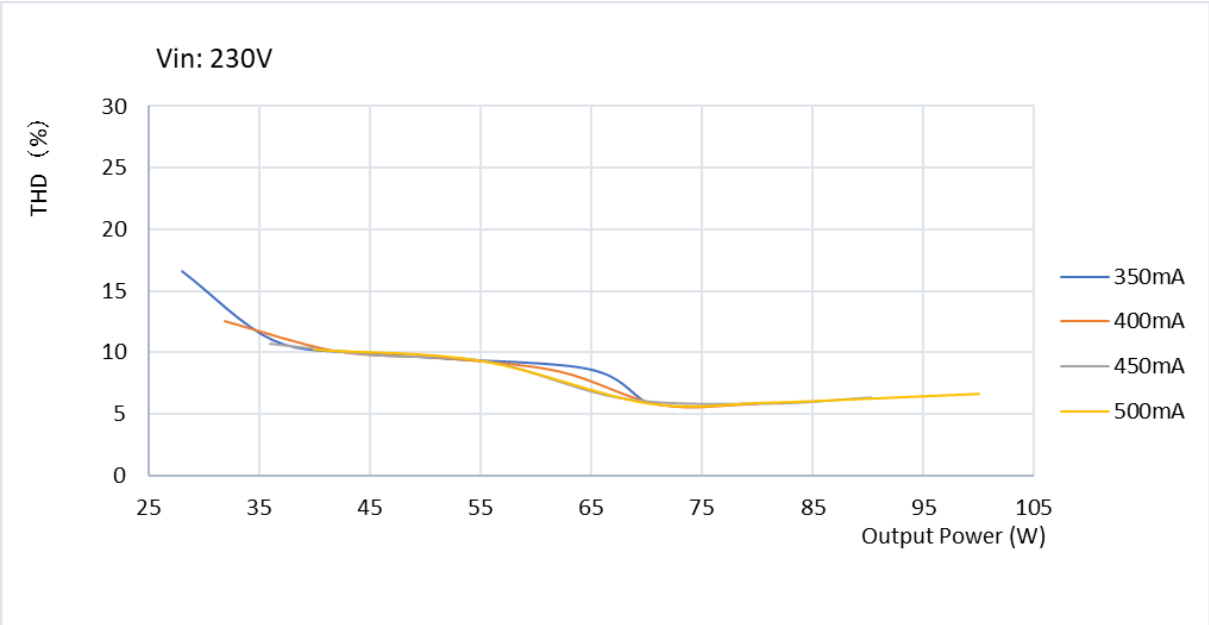

Notes

Electrical Specifications:
All the specifications are typical and at 25°C Ta unless specified otherwise.

© 2026 Signify Holding. All rights reserved. The information provided herein is subject to change, without notice. Signify does not give any representation or warranty as to the accuracy or completeness of the information included herein and shall not be liable for any action in reliance thereon. The information presented in this document is not intended as any commercial offer and does not form part of any quotation or contract, unless otherwise agreed by Signify. All trademarks are owned by Signify Holding or their respective owners.