



LED PAR38

14PAR38/COR/940/F25/DIM/120V/T20 6/1FB

Philips LED spots with a single optic beam, provide a clean beam that's free from shadows with beam angles from 15 and 40 degrees to suit every general lighting application.

Product data

General Information	
Cap-Base	E26 [Single Contact Medium Screw]
Nominal lifetime	25,000 hour(s)
Switching Cycle	50,000
Lighting Technology	LED
Light Technical	
Color Code	940 [CCT of 4000K]
Beam Angle (Nom)	25 degree(s)
Luminous Flux	1,300 lm
Luminous Intensity (Nom)	5,382 cd
Color Designation	Cool White (CW)
Correlated Color Temperature (Nom)	4000 K
Luminous Efficacy (rated) (Nom)	92.00 lm/W
Color Consistency	<4
Color rendering index (CRI)	90
LLMF At End Of Nominal Lifetime (Nom)	70 %
Operating and Electrical	
Line Frequency	50 to 60 Hz
Input Frequency	50 to 60 Hz
Power Consumption	14 W
Lamp Current (Nom)	136 mA
Wattage Equivalent	120 W

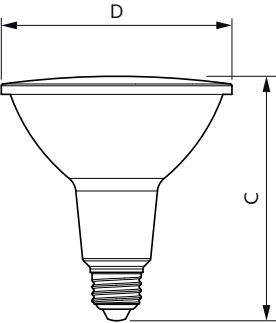
Starting Time (Nom)	0.5 s
Warm-up time to 60% light	0.6 s
Power Factor (Fraction)	0.9
Voltage (Nom)	120 V
Temperature	
T-Case Maximum (Nom)	75 °C
Controls and Dimming	
Dimmable	Only with specific dimmers
Mechanical and Housing	
Bulb Finish	Clear
Bulb Shape	PAR38
Net Weight (Piece)	0.156 kg
Approval and Application	
Suitable For Accent Lighting	Yes
EU RoHS compliant	Yes
Product Data	
Order product name	14PAR38/COR/940/F25/DIM/120V/T20 6/1FB
Full product name	14PAR38/COR/940/F25/DIM/120V/T20 6/1FB
Order code	929003466804

LED PAR38

Material Nr. (12NC)	929003466804
Numerator - Quantity Per Pack	1
EAN/UPC - Product/Case	046677577742
Numerator - Packs per outer box	6

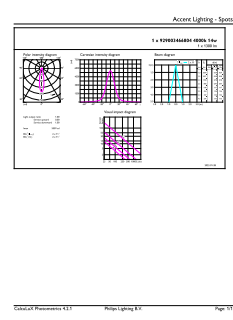
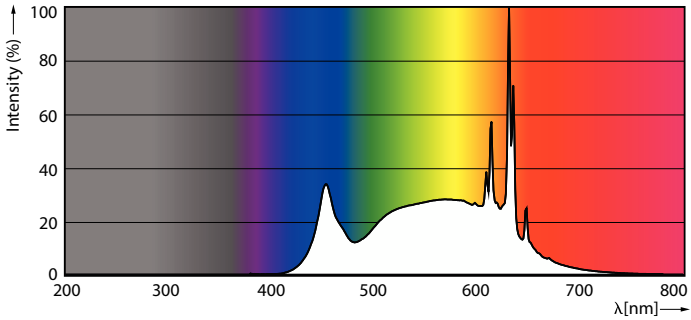
EAN/UPC - Case	50046677577747
----------------	----------------

Dimensional drawing



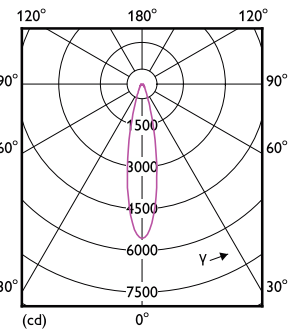
Product	D	C
14PAR38/COR/940/F25/DIM/120V/T20 6/1FB	123 mm	129 mm

Photometric data



Spectral Power Distribution Colour - 14PAR38/COR/940/F25/DIM/120V/T20 6/1FB

Accent Lighting Spots - 14PAR38/COR/940/F25/DIM/120V/T20 6/1FB



Light Distribution Diagram - 14PAR38/COR/940/F25/DIM/120V/T20 6/1FB

LED PAR38

Lifetime



Life Expectancy Diagram



Lumen Maintenance Diagram - 14PAR38/COR/940/F25/DIM/120V/T20
6/1FB

