



LED BR40

13.3BR40/PER/940/P/E26/DIM 6/1CT T20

Philips BR40 LED lamps are the smart alternative to standard incandescent. The traditional lamp design can provide excellent dimming performance with spectacular energy savings. They provide the beautiful light and dependable performance you expect from LED at an economical price.

Product data

General Information	
Cap-Base	E26 [Single Contact Medium Screw]
Nominal lifetime	15,000 hour(s)
Switching Cycle	50,000
Lighting Technology	LED
Light Technical	
Color Code	940 [CCT of 4000K]
Beam Angle (Nom)	110 degree(s)
Luminous Flux	1,204 lm
Color Designation	Cool White (CW)
Correlated Color Temperature (Nom)	4000 K
Luminous Efficacy (rated) (Nom)	90.00 lm/W
Color Consistency	<4
Color rendering index (CRI)	90
LLMF At End Of Nominal Lifetime (Nom)	70 %
Operating and Electrical	
Line Frequency	60 Hz
Input Frequency	60 Hz
Power Consumption	13.3 W
Lamp Current (Nom)	135 mA
Wattage Equivalent	86 W

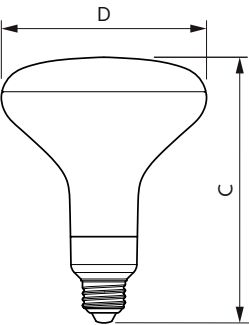
Starting Time (Nom)	0.5 s
Warm-up time to 60% light	0.5 s
Power Factor (Fraction)	0.7
Voltage (Nom)	120 V
Temperature	
T-Case Maximum (Nom)	90 °C
Controls and Dimming	
Dimmable	Only with specific dimmers
Mechanical and Housing	
Bulb Finish	Frosted
Bulb Shape	BR40
UL Wet/ damp/ dry location	Damp location
Net Weight (Piece)	0.140 kg
Approval and Application	
EU RoHS compliant	Yes
T20 compliant	Yes

LED BR40

Application Conditions	
can it be used in closed luminaires	Yes
Product Data	
Order product name	13.3BR40/PER/940/P/E26/DIM 6/1CT T20
Full product name	13.3BR40/PER/940/P/E26/DIM 6/1CT T20
Order code	929003477404


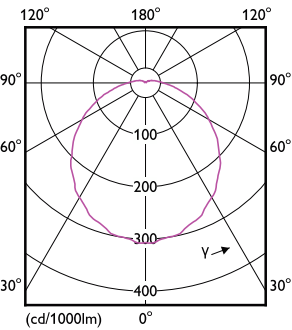
Material Nr. (12NC)	929003477404
Numerator - Quantity Per Pack	1
EAN/UPC - Product/Case	046677577872
Numerator - Packs per outer box	6
EAN/UPC - Case	50046677577877

Dimensional drawing



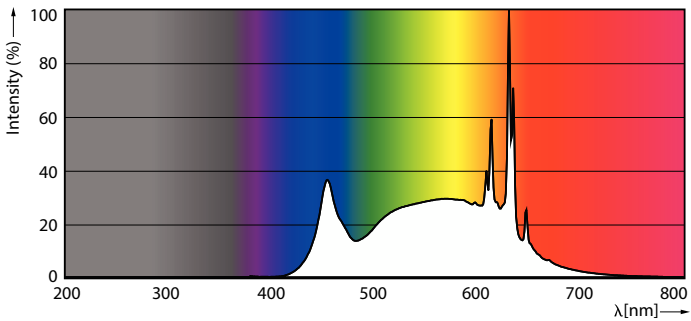
Product	D	C
13.3BR40/PER/940/P/E26/DIM 6/1CT T20	125 mm	162 mm

Photometric data



Light Distribution Diagram - 13.3BR40/PER/940/P/E26/DIM 6/1CT T20

General uniform lighting - 13.3BR40/PER/940/P/E26/DIM 6/1CT T20



Spectral Power Distribution Colour - 13.3BR40/PER/940/P/E26/DIM 6/1CT T20

LED BR40

Lifetime



Life Expectancy Diagram



Lumen Maintenance Diagram - 13.3BR40/PER/940/P/E26/DIM 6/1CT T20

