xitanium



Datasheet

Xitanium track adaptor drivers

Xitanium 12W 0.15-0.3A 40V HE 3CW 230V
9290 039 21406

Combination of high performance and reliability

The development of Xitanium track drivers is now in a new phase with improved efficiency.The new portfolio boasts up to 7% increase in efficiency compared to standard track driver portfolio. We have also further optimized the performance of the new range enabling minimum efficiency loss at different points through the operating curve.Also with the flexibility provided by the increased number of dipswitches, Xitanium Track High Efficient range helps unlock the extraordinary potential of light, facilitating innovation and inspiring the next generation of luminaire design for our OEM customers.

Benefits

- Driver design based on Philips experience and knowledge of conventional fluorescent and HID technologies
- Various power ratings matching common lumen packages/applications
- Increased flexibility thanks to 3 dipswitches for output current setting

Features

- High efficiency
- Compact size
- Optimized current choice
- Long lifetime
- Low output current ripple, low input current THD
- Suitable for 3-phase track systems

Application

- Public buildings (airports, cinemas, theaters, exhibition halls)
- Retail (supermarkets, shops)
- Offices

Logistical data

Specification item	Value
Product name	Xitanium 12W 0.15-0.3A 40V HE 3CW 230V
EOC	872110304331300
Logistic code 12NC	9290 039 21406
EAN1 (GTIN)	8721103043313
EAN3 (box)	8721103043320
Pieces per box	40
Weight	107 gram

Specification item	Value
Product name	Xitanium 12W 0.15-0.3A 40V HE 3CB 230V
EOC	872110304335100
Logistic code 12NC	9290 039 21506
EAN1 (GTIN)	8721103043351
EAN3 (box)	8721103043368
Pieces per box	40

Specification item	Value
Product name	Xitanium 12W 0.15-0.3A 40V HE 3CG 230V
EOC	872110304335100
Logistic code 12NC	9290 039 21606
EAN1 (GTIN)	8721103043351
EAN3 (box)	8721103043368
Pieces per box	40

Electrical input data

Specification item	Value	Unit	Condition
Rated input voltage range	220...240	V_{ac}	Performance range
Rated input voltage	230	V_{ac}	
Rated input frequency	50...60	Hz	Performance range
Rated input current	0.058	A	@ full output power @ rated input voltage
Rated input power	13.4	W	@ rated output power @ rated input voltage
Power factor performance range	≥ 0.90 C		@ rated output power @ rated input voltage@ rated output power @ rated input voltage
Total harmonic distortion	20	%	@ rated output power @ rated input voltage
Efficiency	90.0	%	@ rated output power @ rated input voltage @max. Uout
Input voltage AC	198...264	V_{ac}	Operational range
Input frequency AC	45...66	Hz	Operational range
Isolation input to output	Reinforced		

Electrical output data

Specification item	Value	Unit	Condition
Regulation method	Constant Current		
Output voltage	30...40	V_{dc}	
Output voltage max.	60	V	Maximum output voltage (rms)
Output current	150 ... 300	mA	Select output current via the dipswitches with steps of 37.5 mA
Output current tolerance ±	7.5	%	@full load
Output current ripple LF	≤ 3	%	Ripple = peak / average, < 3kHz
Output current ripple HF	≤ 15	%	
Output P_{st}^{LM}	≤ 1.0		In entire operating window
Output SVM	≤ 0.4		In entire operating window
Output power	4.5...12.0	W	
Rated output power	12.0	W	

Control interfaces

Specification item	Value	Unit	Condition
Control method	Fixed		Set by dipswitch

Wiring and Connections

Specification item	Value	Unit	Type
Output wire cross-section	0.2...0.5 / 24...20	mm² / AWG	solid wire
Output wire strip length	8.5...9.5	mm	
Maximum cable length	0.3	m	Total length of wiring including LED module, one way

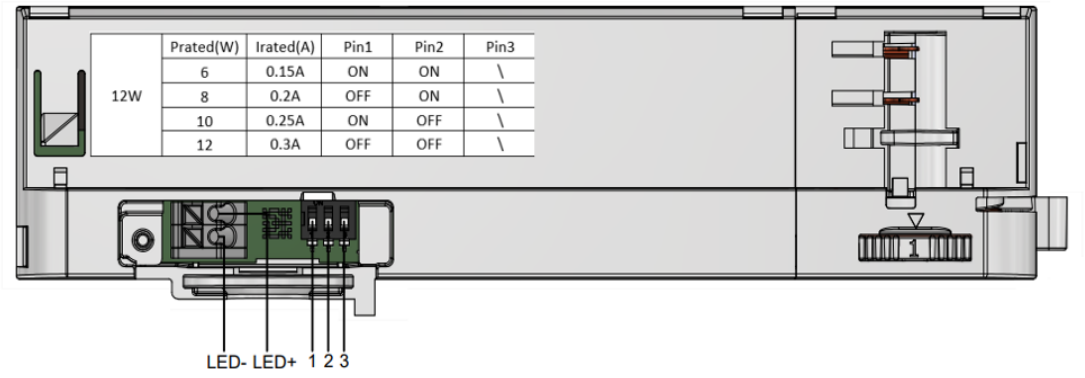

Isolation

Insulation per IEC61347-1	Input	Output
Input	-	Reinforced
Output	Reinforced	-

Dimensions and weight

Specification item	Value	Unit	Tolerance (mm)
Length (A1)	162	mm	± 1.5
Width (B1)	31	mm	± 1
Width (B2)	33	mm	± 1
Width (B3)	39.6	mm	± 0.5
Height (C1)	44.4	mm	± 1
Height (C2)	13.9	mm	± 0.3
Weight	107	gram	
Housing color	White, Black, Gray		

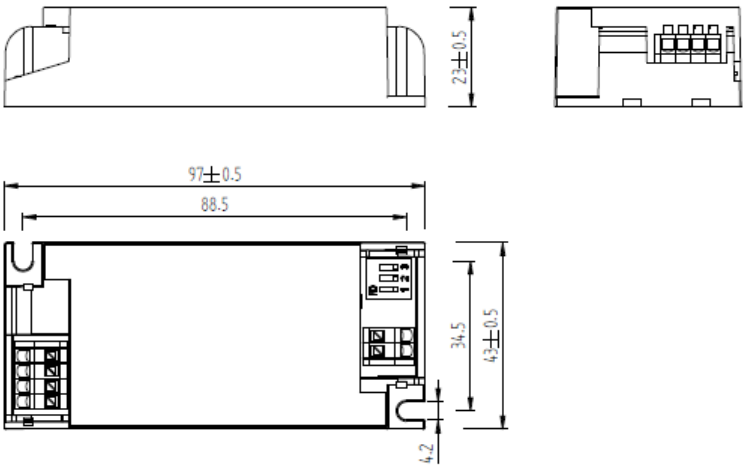

Operational temperatures and humidity

Specification item	Value	Unit	Condition
Ambient temperature	-20...+35	°C	Higher ambient temperature allowed as long as Tcase-max is not exceeded
Tcase-max	80	°C	Maximum temperature measured at Tcase-point
Tcase-life	80	°C	Measured at T_{case}-point
Maximum housing temperature	130	°C	In case of a failure, inherent by design
Relative humidity	10...90	%	Non-condensing

Lifetime

Specification item	Value	Unit	Condition
Driver lifetime	100,000	hours	Measured temperature at Tcase-point is Tcmax - 10 degrees. Maximum failures = 10%
Driver lifetime Tcmax	50,000	hours	Measured temperature at Tcase-point is Tc-max. Maximum failures = 10%

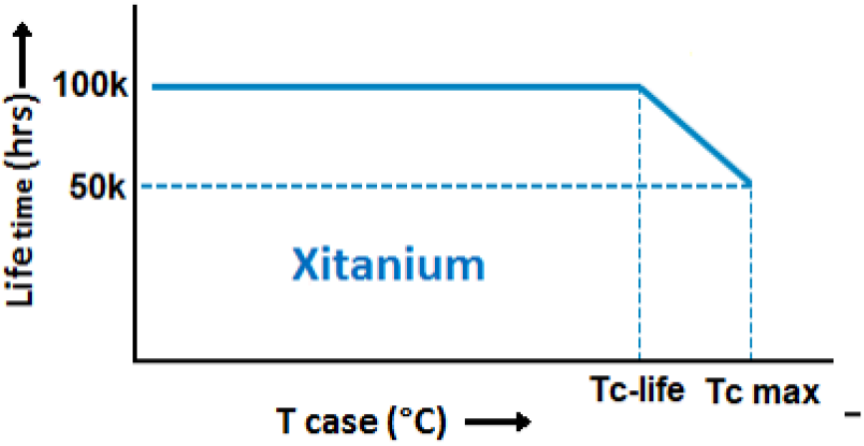

Maximum failures = 10%

Maximum failures = 10%

Temperature [°C]	Lifetime	Unit	Condition
80	100000	hr	Temperature measured @Tc point
75	>100000	hr	
70	>100000	hr	

Storage temperature and humidity

Specification item	Value	Unit	Condition
Ambient temperature	-25...+85	°C	
Relative humidity	5...95	%	Non-condensing

Programmable features

Specification item	Available	Default setting	Condition
Set Adjustable Output Current (AOC)	DipSwitch	300 mA	Set the output current via the dipswitches, see wiring diagram for an overview

Non-programmable features

Specification item	Value	Condition
Open load protection	Yes	Automatic recovering
Short circuit protection	Yes	Automatic recovering
Over power protection	Yes	Automatic recovering
Hot wiring	No	
Suitable for fixtures with protection class	I	per IEC60598

Inrush current

Specification item	Value	Unit	Condition
Inrush current	15.9	A	Input voltage 230V
Inrush peak width	92	µs	Input voltage 230V, measured at 50% height
Drivers / MCB 16A type B @230V AC	≤ 47	pcs	Input voltage 230V

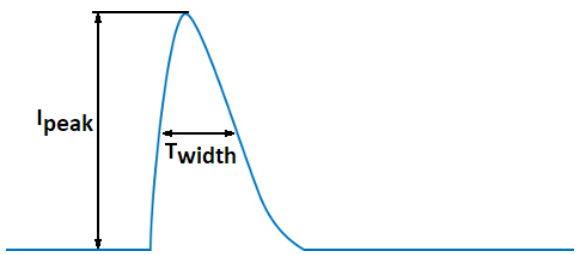

Please refer to the driver design in guide if you use other MCB-types.

If several mini circuit breakers are used directly side-by-side (without distance piece

a correction factor of 80% has to be applied to the rated current

Driver touch current / protective conductor current / earth leakage current

Specification item	Value	Unit	Condition
Typical Touch Current (ins. Class II)	0.7	mA peak	Acc. IEC61347-1. LED module contribution not included

Surge immunity

Specification item	Value	Unit	Condition
Mains surge immunity (diff. mode)	1	kV	Acc. IEC61000-4-5. 2 Ohm, 1.2/50us, 8/20us
Mains surge immunity (comm. mode)	2	kV	Acc. IEC61000-4-5. 12 Ohm, 1.2/50us, 8/20us

Application Info (Approbation)

Specification item	Value
Approval marks and Certifications	CB / CE / CQC / EAC / ENEC / RCM / SELV / UKCA
Ingress Protection classification (IP)	20
Application	Indoor Point
Mounting Type	Track mounting

Graphs

Operating window

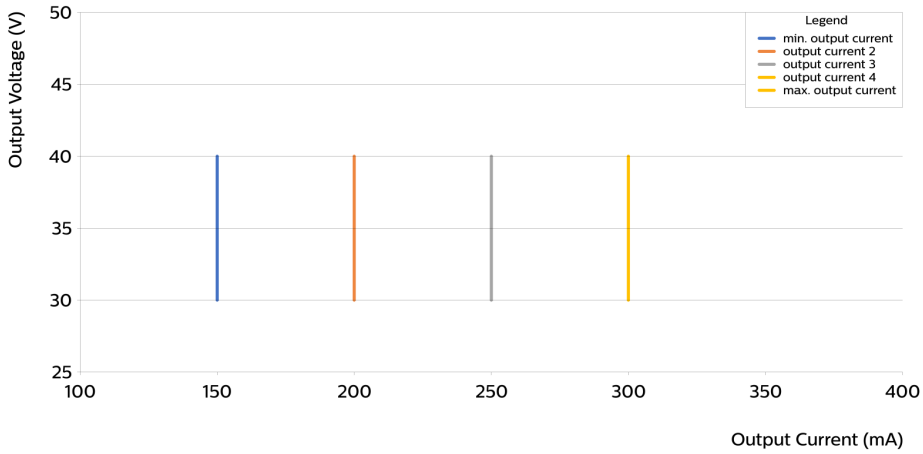

Power factor versus output power

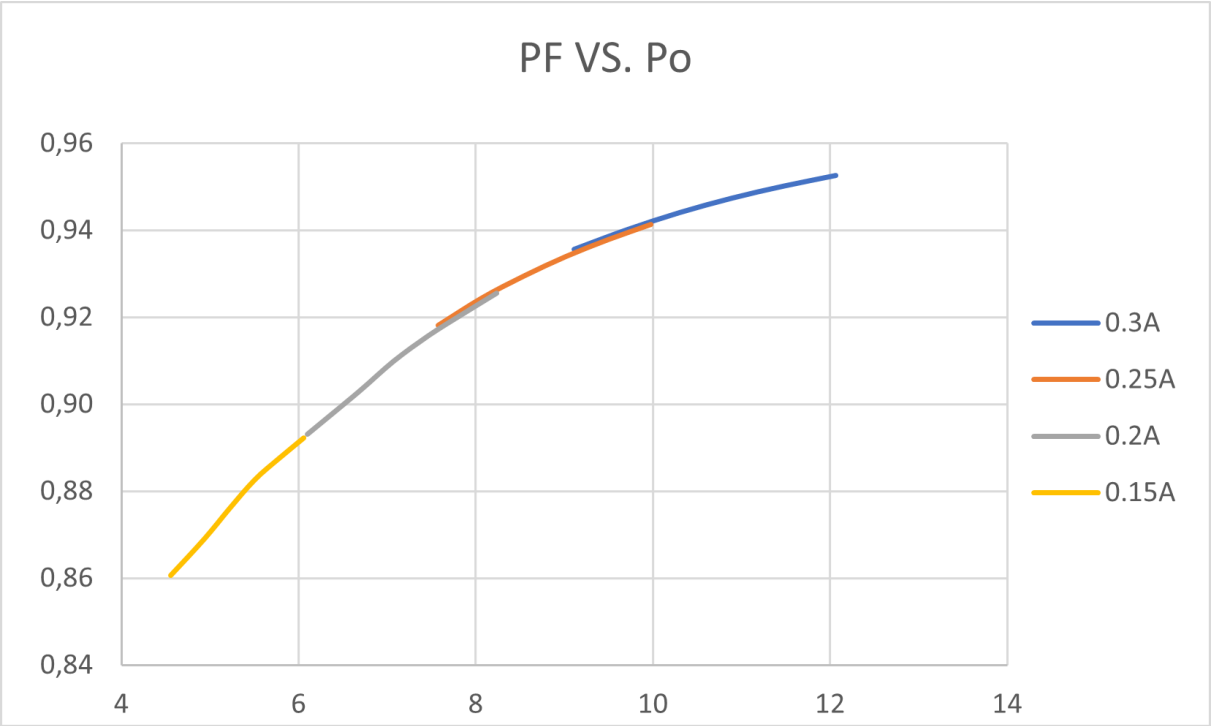

Efficiency versus output power

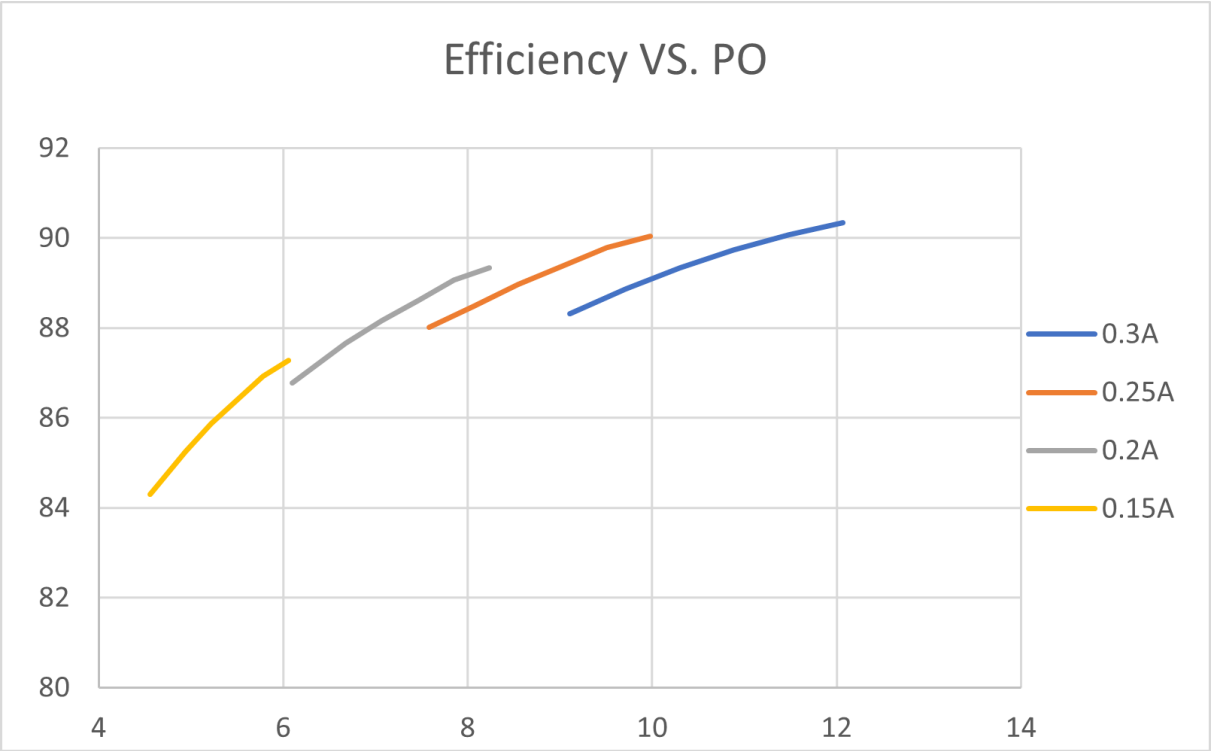

THD versus output power

© 2026 Signify Holding. All rights reserved. The information provided herein is subject to change, without notice. Signify does not give any representation or warranty as to the accuracy or completeness of the information included herein and shall not be liable for any action in reliance thereon. The information presented in this document is not intended as any commercial offer and does not form part of any quotation or contract, unless otherwise agreed by Signify. All trademarks are owned by Signify Holding or their respective owners.