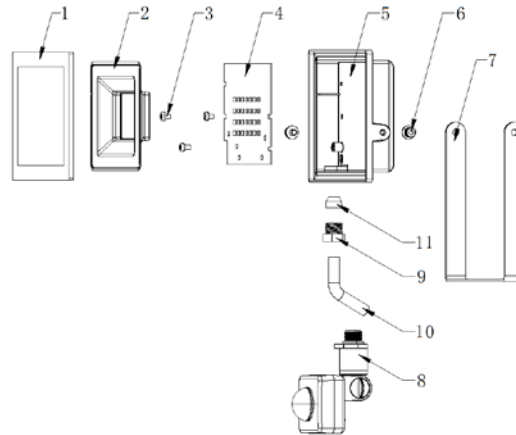


Dismantling Recommendation on Disposal at End of Life

Composition Explanation



No.	Components	Specifications	Unit	Quantity
1	stalinite	stalinite	PCS	1
2	reflector	PC	PCS	1
3	philip's head screw M3	steel	PCS	3
4	DOB module		PCS	1
5	housing	ADC12	PCS	1
6	sem screw sem scr M4	SUS304	PCS	2
7	bracket	SPCC	PCS	1
8	Sensor		PCS	1
9	Waterproof cap	PC	PCS	1
10	3*1.0mm2 sulated wire		PCS	1
11	Waterproof joint	Rubber	PCS	1

Dismantling Recommendation on Disposal at End of Life

Dismantling

Recommendation on Disposal

- Plastic part: Reuse and Recycling
- Electrical part: Incineration and disposal
- Metal part: Recycling

Light source dismantling process


1. Break the glass(Take care to prevent glass splashing)




2. Remove glass




3. Remove the reflector



6. Remove the light source panel



5. Use a screwdriver to remove the screw



4. Use a soldering iron to heat and weld down the wire



Dismantling Recommendation on Disposal at End of Life

Dismantling

Recommendation on Disposal

- Plastic part: Reuse and Recycling
- Electrical part: Incineration and disposal
- Metal part: Recycling

Light source dismantling process

7. Saw off the sensor housing



8. Remove the sensor

