PHILIPS

Xitanium

LED driver

Datasheet

Xitanium Round Shape Highbay LED Drivers

Xi RHB 150W 0.37-0.62A DIM DS TWE 129S

9290 048 53601

Xitanium Round Shape Highbay (RHB) LED Drivers are designed to deliver reliable and efficient LED drivers in industrial applications. The TWE family can operate on input voltage 100-277Vac and ensure 100% performance from 120-277Vac.

Features

- Adjustable Output Current (AOC) via DipSwitch
- Input voltage range: 100-277Vac
- Surge protection: 4/6kV (DM/CM)
- 50,000 hours lifetime @Tc life
- IP65
- High efficiency up to 95%
- 0-10V dimming

Benefits

- Enables flexibility in the application and SKU reduction
- Low maintenance cost and peace of mind in extreme conditions
- Enable high efficiency to luminaire and save energy
- Enables more application possibilities

Application

- Highbay industrial lighting
- Warehouse lighting

Logistical data

Specification item	Value
Product name	Xi RHB 150W 0.37-0.62A DIM DS TWE 129S
Logistic code 12NC	9290 048 53601
Pieces per box	12
Weight	565 gram

Electrical input data

Specification item	Value	Unit	Condition
Rated input voltage range	120...277	V_{ac}	Performance range
Rated input voltage	230	V_{ac}	
Rated input frequency	50...60	Hz	Performance range
Rated input current	0.72	A	@ rated output power @ rated input voltage
Max. input current	1.5	A	@ rated output power @ minimum performance input voltage
Rated input power	160.0	W	@ rated output power @ rated input voltage
Power factor	0.95		@ rated output power @ rated input voltage
Total harmonic distortion	10	%	@ rated output power @ rated input voltage
Efficiency	95.0	%	@ rated output power @ rated input voltage @max. Uout
Input voltage AC	100...305	V_{ac}	Operational range
Input frequency AC	47...63	Hz	Operational range
Standby Power (W)	< 0.50	W	@ rated output power @ rated input voltage, dim to off

Electrical output data

Specification item	Value	Unit	Condition
Regulation method	Constant Current		
Output voltage	200...300	V_{dc}	
Output voltage max.	380	V	Maximum output voltage (rms)
Output current	370 / 500 / 620	mA	Adjusted via DIP switch and fine-tuned via potentiometer
Output current tolerance ±	8	%	@full load
Output current ripple LF	≤ 5	%	Ripple = peak / average, < 3kHz
Output current ripple HF	≤ 30	%	
Output P_{st}^{LM}	≤ 0.3		In entire operating window
Output SVM	≤ 0.1		In entire operating window
Output power	74.0...150.0	W	
Rated output power	150.0	W	
Load regulation	≤ 5	%	

Control interfaces

Specification item	Value	Unit	Condition
Control method	0-10V		Output current amplitude dimming, 0-10V acc. IEC63128
Dimming range	10...100	%	Dim to off when dimming voltage <0.5V.

Wiring and Connections

Specification item	Value	Unit	Type
Input wire cross-section	1	mm^2	3x 1.0mm^2 stranded wires
Output wire cross-section	1	mm^2	2x 1.0mm^2 stranded wires
Control wire cross-section	0.3	mm^2	2x 0.3mm^2 stranded wires
Maximum cable length	2	m	Total length of wiring including LED module, one way

Isolation

Insulation per IEC61347-1	Mains	Output	0-10V	PE
Mains	-	Non	Reinforced	Basic
Output	Non	-	Reinforced	Basic
0-10V	Reinforced	Reinforced	-	Basic
PE	Basic	Basic	Basic	-

Dimensions and weight

Specification item	Value	Unit	Tolerance (mm)
Length (A1)	129	mm	
Mounting hole distance (A2)	113	mm	
Length (A3)	113	mm	
Length (A4)	113	mm	
Width (B1)	20	mm	
Height (C1)	59	mm	
Height (C2)	40	mm	
Mounting hole diameter (D1)	6.5	mm	
Mounting hole diameter (D2)	14	mm	
Input cable length (E1)	200	mm	
Control cable length (E2)	200	mm	
Output cable length (E3)	150	mm	
Weight	565	gram	

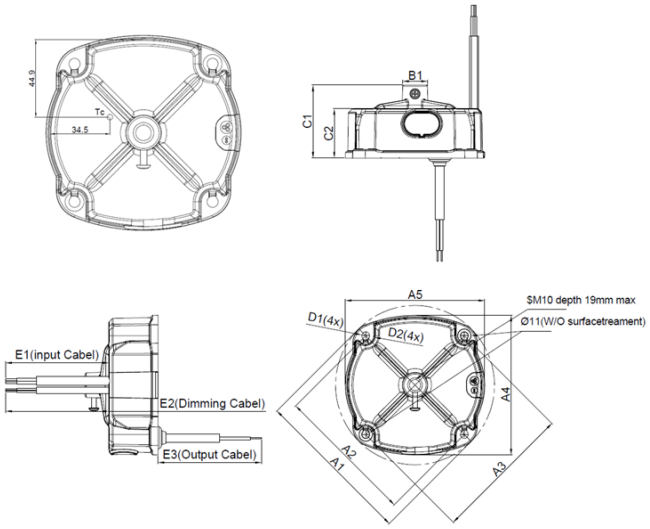

Operational temperatures and humidity

Specification item	Value	Unit	Condition
Ambient temperature	-40...+60 -40...+50	°C	Ta≤60°C @Vin=202...277V Ta≤50°C @Vin=120...202V
Tcase-max	90	°C	Maximum temperature measured at T_{case}-point
Tcase-life	85 78	°C	Tc=85°C @Vin=230V, measured at Tc -point Tc=78°C @Vin=120V, measured at T_c-point
Relative humidity	10...90	%	Non-condensing

Lifetime

Specification item	Value	Unit	Condition
Driver lifetime	50,000	hours	Measured temperature at Tcase-point is 85°C, Vin 230V. Maximum failures = 10%

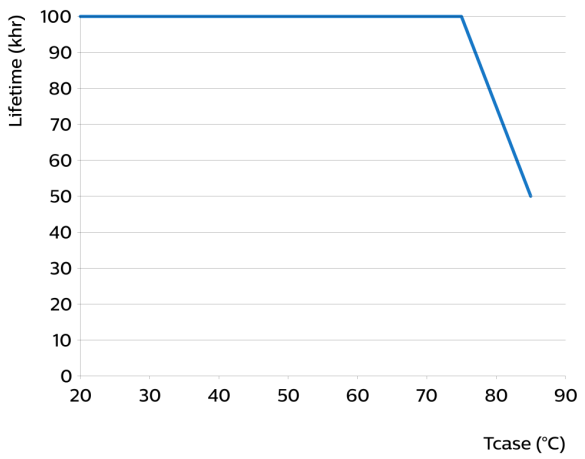

Maximum failures = 10%

Storage temperature and humidity

Specification item	Value	Unit	Condition
Ambient temperature	-40...+80	°C	
Relative humidity	5...95	%	Non-condensing

Programmable features

Specification item	Available	Default setting	Condition
Set Adjustable Output Current (AOC)	DipSwitch	620 mA	

Non-programmable features

Specification item	Value		Condition
Open load protection	Yes		Automatic recovering
Short circuit protection	Yes		Automatic recovering
Over power protection	No		
Hot wiring	No		
Suitable for fixtures with protection class	I		per IEC60598
Overtemperature protection	Yes		Automatic recovering

Inrush current

Specification item	Value	Unit	Condition
Inrush current	73	A	Input voltage 230V
Inrush peak width	129	µs	Input voltage 230V, measured at 50% height
Drivers / MCB 16A type B @230V AC	≤ 9	pcs	Input voltage 230V

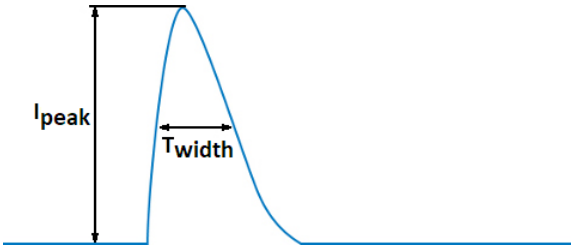

Please refer to the driver design in guide if you use other MCB-types.

If several mini circuit breakers are used directly side-by-side (without distance pieces) a correction factor of 80% has to be applied to the rated current

Driver touch current / protective conductor current / earth leakage current

Specification item	Value	Unit	Condition
Typical Protective Conductor Current (ins. Class I)	1	mA rms	Acc. IEC60598-1. LED module contribution not included

Surge immunity

Specification item	Value	Unit	Condition
Mains surge immunity (diff. mode)	4	kV	Acc. IEC61000-4-5. 2 Ohm, 1.2/50us, 8/20us
Mains surge immunity (comm. mode)	6	kV	Acc. IEC61000-4-5. 12 Ohm, 1.2/50us, 8/20us

Application Info (Approbation)

Specification item	Value
Approval marks and Certifications	CB / CCC / CE / ENEC / RCM / UKCA
Ingress Protection classification (IP)	65
Mounting Type	Independent

Graphs

Operating window

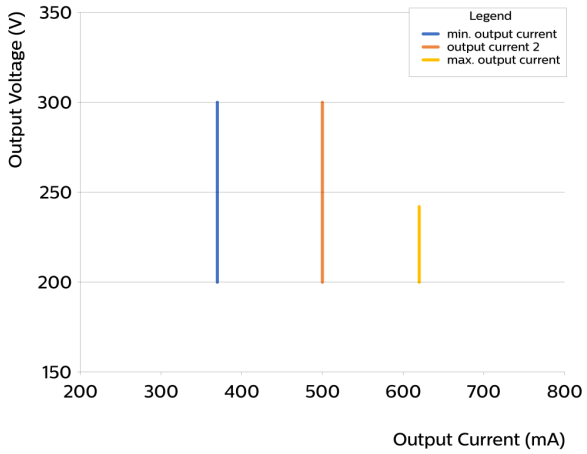

Load versus input voltage

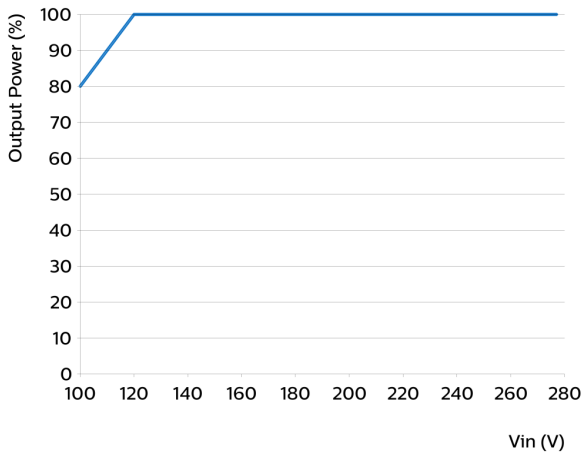

Power factor versus output power

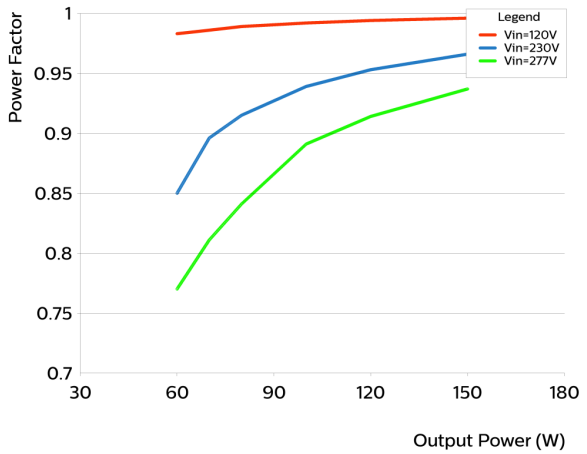

Efficiency versus output power

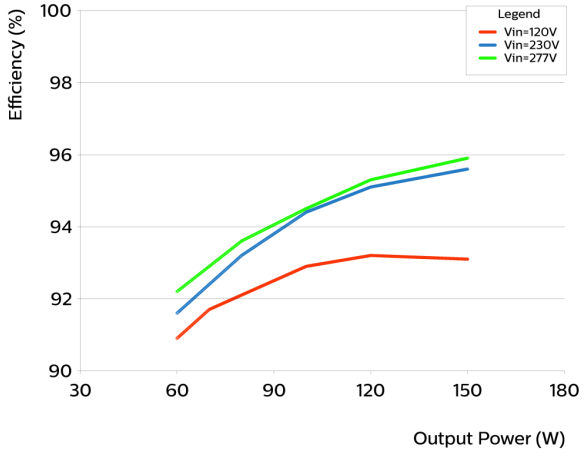

THD versus output power

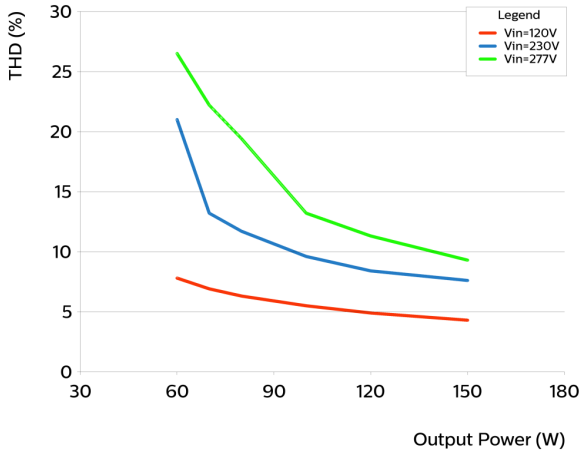

I_{out} as function of 0-10V interface

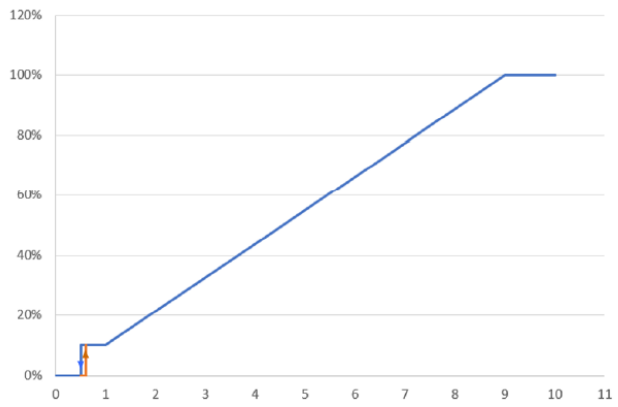

Notes

The 0-10V control terminals can only be connected to a passive or battery supplied 0-10V dimmer. The cable length between the control terminals and the dimmer must not exceed(less than) 3m.

0-10V 0-10V 3

©2025 Signify Holding, IBRS 10461, 5600 VB, NL. All rights reserved.
UK importer address: Signify Commercial UK Limited, 2 Guildford Business Park GU2 8XG, UK

The information provided herein is subject to change without notice. Signify does not give any representation or warranty as to the accuracy or completeness of the information included herein and shall not be liable for any action in reliance thereon. The information presented in this document is not intended as any commercial offer and does not form part of any quotation or contract, unless otherwise agreed by Signify.

Philips and the Philips Shield Emblem are registered trademarks of Koninklijke Philips N.V. All other trademarks are owned by Signify Holding or their respective owners.
Date of release: November 11, 2025 v1

www.philips.com/oem