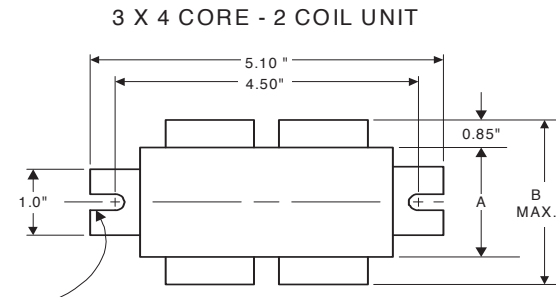
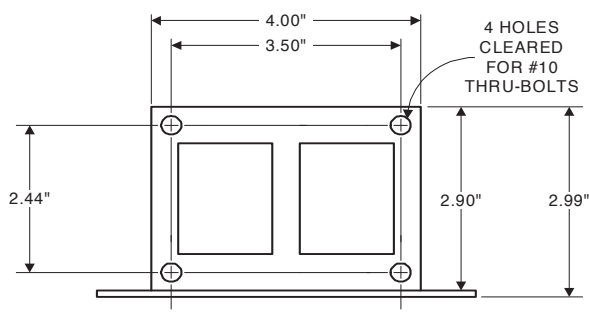

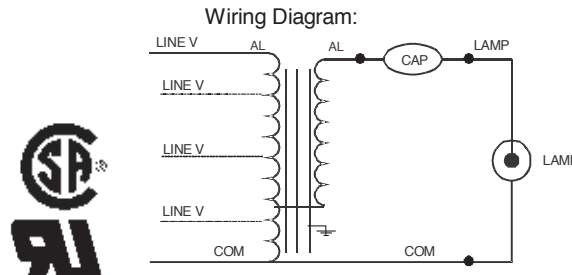


Electrical Specifications at 120-277-347V

DIMENSIONS AND DATA		120	277	347						
 <p>3 X 4 CORE - 2 COIL UNIT</p> <p>5.10" 4.50" 0.85" 1.0" B MAX.</p>	<p>INPUT VOLTS</p> <p>CIRCUIT TYPE CWA</p> <p>POWER FACTOR (min) 90%</p> <p>REGULATION</p> <p>Line Volts ±10%</p> <p>Lamp Watts ±10%</p> <p>LINE CURRENT (Amps)</p> <p>Operating..... 1.80 0.80 0.62</p> <p>Open Circuit..... 1.91 0.79 0.63</p> <p>Starting..... 0.94 0.41 0.33</p> <p>UL TEMPERATURE RATINGS</p> <p>Insulation Class H(180°C)</p> <p>Coil Temperature Code 1029</p> <p>MIN. AMBIENT STARTING TEMP. -20°F or -30°C</p> <p>NOM. OPEN CIRCUIT VOLTAGE 306</p> <p>INPUT VOLTAGE AT LAMP DROPOUT..... 55 130 160</p> <p>INPUT WATTS 213</p> <p>RECOMMENDED FUSE (Amps)..... 5 2 2</p> <p>CORE and COIL</p> <p>Dimension (A) 2.41</p> <p>Dimension (B) 3.85</p> <p>Weight (lbs.) 7</p> <p>Lead Lengths 12"</p> <p>CAPACITOR REQUIREMENT</p> <p>Microfarads 10.0</p> <p>Volts (min.) 400</p> <p>Fault Current Withstand (amps)</p> <p>60 Hz TEST PROCEDURES (Refer to Advance Test Procedure for HID Ballasts - Form 1270)</p> <p>High Potential Test (Volts)</p> <p>1 minute 0</p> <p>2 seconds 2500</p> <p>Open Circuit Voltage Test (Volts) 275-337</p> <p>Short-Circuit Current Test (Amps)</p> <p>Secondary Current 1.54-1.88</p> <p>Input Current..... 0.75-1.13 0.33-0.49 0.26-0.33</p>									
	<p>0.25" WIDE 2 SLOTS</p>  <p>4.00" 3.50" 2.44" 2.90" 2.99" 4 HOLES CLEARED FOR #10 THRU-BOLTS</p>	<p>Capacitor: 7C100M40-R</p>  <p>Capacitance: 10 Dia/Oval Dim: 1.45 Height: 3.75 Temp Rating: 105°C</p>	<p>Wiring Diagram:</p>  <p>Fig. A6</p>							
<p>Ignitor: NA</p> <p>This ballast does not require the use of an ignitor.</p>	<p>Ordering Information</p> <table border="1"> <thead> <tr> <th>Order Suffix</th> <th>Description</th> </tr> </thead> <tbody> <tr> <td> </td> <td> </td> </tr> </tbody> </table>						Order Suffix	Description		
Order Suffix	Description									
<p>Data is based upon tests performed by Advance Transformer in a controlled environment and representative of relative performance. Actual performance can vary depending on operating conditions. Specifications are subject to change without notice.</p>										

Metal Halide 71A55A0

The information presented in this document is not intended as any commercial offer and does not form part of any quotation or contract.



© 2019 Signify Holding. All rights reserved. This document contains information relating to the product portfolio of Signify which information may be subject to change. No representation or warranty as to the accuracy or completeness of the information included herein is given and any liability for any action in reliance thereon is disclaimed. All trademarks are owned by Signify Holding or their respective owners.

Signify North America Corporation
200 Franklin Square Drive,
Somerset, NJ 08873
Telephone 855-486-2216

Signify Canada Ltd.
281 Hillmount Road,
Markham, ON, Canada L6C 2S3
Telephone 800-668-9008