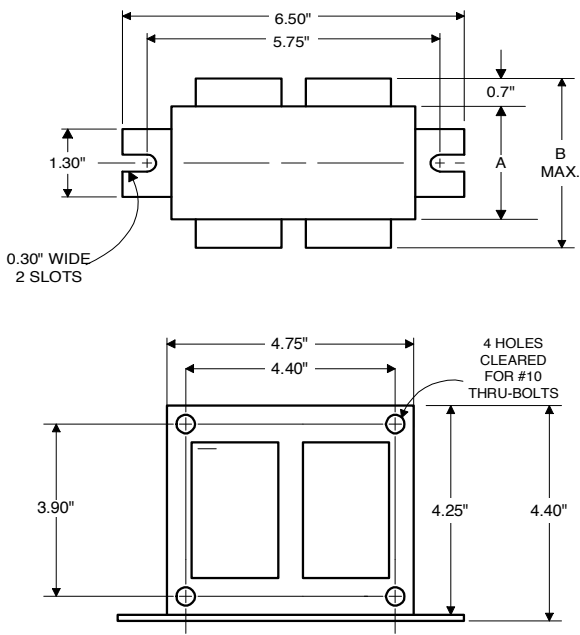

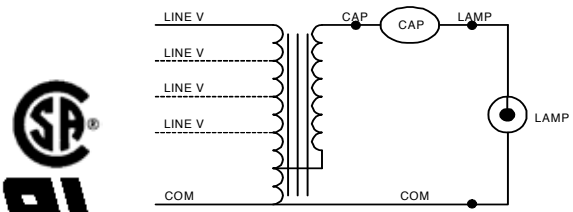


Electrical Specifications at 120-208-240-277-480V

DIMENSIONS AND DATA		120	208	240	277	480																																																																																																																																																																																																																						
<p>4 1/4 X 4 3/4 CORE - 2 COIL UNIT</p> 		<table border="1"> <tr> <td>INPUT VOLTS</td> <td></td> <td></td> <td></td> <td></td> <td></td> </tr> <tr> <td>CIRCUIT TYPE</td> <td>CWA</td> <td></td> <td></td> <td></td> <td></td> </tr> <tr> <td>POWER FACTOR (min)</td> <td>90%</td> <td></td> <td></td> <td></td> <td></td> </tr> <tr> <td>REGULATION</td> <td></td> <td></td> <td></td> <td></td> <td></td> </tr> <tr> <td>Line Volts</td> <td>±10%</td> <td></td> <td></td> <td></td> <td></td> </tr> <tr> <td>Lamp Watts</td> <td>±10%</td> <td></td> <td></td> <td></td> <td></td> </tr> <tr> <td>LINE CURRENT (Amps)</td> <td></td> <td></td> <td></td> <td></td> <td></td> </tr> <tr> <td>Operating.....</td> <td>4.10</td> <td>2.30</td> <td>2.00</td> <td>1.70</td> <td>1.00</td> </tr> <tr> <td>Open Circuit.....</td> <td>3.70</td> <td>1.75</td> <td>1.60</td> <td>1.30</td> <td>0.80</td> </tr> <tr> <td>Starting.....</td> <td>2.70</td> <td>1.60</td> <td>1.35</td> <td>1.20</td> <td>0.70</td> </tr> <tr> <td>UL TEMPERATURE RATINGS</td> <td></td> <td></td> <td></td> <td></td> <td></td> </tr> <tr> <td>Insulation Class</td> <td>H(180°C)</td> <td></td> <td></td> <td></td> <td></td> </tr> <tr> <td>Coil Temperature Code</td> <td>1029</td> <td>D</td> <td>C</td> <td>D</td> <td>C</td> <td>D</td> </tr> <tr> <td>MIN. AMBIENT STARTING TEMP.</td> <td>-20°F or -30°C</td> <td></td> <td></td> <td></td> <td></td> </tr> <tr> <td>NOM. OPEN CIRCUIT VOLTAGE</td> <td>300</td> <td></td> <td></td> <td></td> <td></td> </tr> <tr> <td>INPUT VOLTAGE AT LAMP DROPOUT.....</td> <td></td> <td>60</td> <td>104</td> <td>120</td> <td>138</td> <td>240</td> </tr> <tr> <td>INPUT WATTS</td> <td>460</td> <td></td> <td></td> <td></td> <td></td> </tr> <tr> <td>RECOMMENDED FUSE (Amps).....</td> <td></td> <td>10</td> <td>7</td> <td>5</td> <td>5</td> <td>3</td> </tr> <tr> <td>CORE and COIL</td> <td></td> <td></td> <td></td> <td></td> <td></td> </tr> <tr> <td>Dimension (A)</td> <td>2.20</td> <td></td> <td></td> <td></td> <td></td> </tr> <tr> <td>Dimension (B)</td> <td>4.00</td> <td></td> <td></td> <td></td> <td></td> </tr> <tr> <td>Weight (lbs.)</td> <td>13</td> <td></td> <td></td> <td></td> <td></td> </tr> <tr> <td>Lead Lengths</td> <td>12"</td> <td></td> <td></td> <td></td> <td></td> </tr> <tr> <td>CAPACITOR REQUIREMENT</td> <td></td> <td></td> <td></td> <td></td> <td></td> </tr> <tr> <td>Microfarads</td> <td>24.0</td> <td></td> <td></td> <td></td> <td></td> </tr> <tr> <td>Volts (min.)</td> <td>400</td> <td></td> <td></td> <td></td> <td></td> </tr> <tr> <td>Fault Current Withstand (amps)</td> <td></td> <td></td> <td></td> <td></td> <td></td> </tr> <tr> <td>60 Hz TEST PROCEDURES (Refer to Advance Test Procedure for HID Ballasts - Form 1270)</td> <td></td> <td></td> <td></td> <td></td> <td></td> </tr> <tr> <td>High Potential Test (Volts)</td> <td></td> <td></td> <td></td> <td></td> <td></td> </tr> <tr> <td>1 minute</td> <td>2000</td> <td></td> <td></td> <td></td> <td></td> </tr> <tr> <td>2 seconds</td> <td>2500</td> <td></td> <td></td> <td></td> <td></td> </tr> <tr> <td>Open Circuit Voltage Test (Volts)</td> <td>270-330</td> <td></td> <td></td> <td></td> <td></td> </tr> <tr> <td>Short-Circuit Current Test (Amps)</td> <td></td> <td></td> <td></td> <td></td> <td></td> </tr> <tr> <td>Secondary Current</td> <td>3.55-4.35</td> <td></td> <td></td> <td></td> <td></td> </tr> <tr> <td>Input Current.....</td> <td></td> <td>2.10-3.10</td> <td>1.20-1.80</td> <td>1.10-1.60</td> <td>0.90-1.35</td> <td>0.50-0.80</td> </tr> </table>					INPUT VOLTS						CIRCUIT TYPE	CWA					POWER FACTOR (min)	90%					REGULATION						Line Volts	±10%					Lamp Watts	±10%					LINE CURRENT (Amps)						Operating.....	4.10	2.30	2.00	1.70	1.00	Open Circuit.....	3.70	1.75	1.60	1.30	0.80	Starting.....	2.70	1.60	1.35	1.20	0.70	UL TEMPERATURE RATINGS						Insulation Class	H(180°C)					Coil Temperature Code	1029	D	C	D	C	D	MIN. AMBIENT STARTING TEMP.	-20°F or -30°C					NOM. OPEN CIRCUIT VOLTAGE	300					INPUT VOLTAGE AT LAMP DROPOUT.....		60	104	120	138	240	INPUT WATTS	460					RECOMMENDED FUSE (Amps).....		10	7	5	5	3	CORE and COIL						Dimension (A)	2.20					Dimension (B)	4.00					Weight (lbs.)	13					Lead Lengths	12"					CAPACITOR REQUIREMENT						Microfarads	24.0					Volts (min.)	400					Fault Current Withstand (amps)						60 Hz TEST PROCEDURES (Refer to Advance Test Procedure for HID Ballasts - Form 1270)						High Potential Test (Volts)						1 minute	2000					2 seconds	2500					Open Circuit Voltage Test (Volts)	270-330					Short-Circuit Current Test (Amps)						Secondary Current	3.55-4.35					Input Current.....		2.10-3.10	1.20-1.80	1.10-1.60	0.90-1.35	0.50-0.80
INPUT VOLTS																																																																																																																																																																																																																												
CIRCUIT TYPE	CWA																																																																																																																																																																																																																											
POWER FACTOR (min)	90%																																																																																																																																																																																																																											
REGULATION																																																																																																																																																																																																																												
Line Volts	±10%																																																																																																																																																																																																																											
Lamp Watts	±10%																																																																																																																																																																																																																											
LINE CURRENT (Amps)																																																																																																																																																																																																																												
Operating.....	4.10	2.30	2.00	1.70	1.00																																																																																																																																																																																																																							
Open Circuit.....	3.70	1.75	1.60	1.30	0.80																																																																																																																																																																																																																							
Starting.....	2.70	1.60	1.35	1.20	0.70																																																																																																																																																																																																																							
UL TEMPERATURE RATINGS																																																																																																																																																																																																																												
Insulation Class	H(180°C)																																																																																																																																																																																																																											
Coil Temperature Code	1029	D	C	D	C	D																																																																																																																																																																																																																						
MIN. AMBIENT STARTING TEMP.	-20°F or -30°C																																																																																																																																																																																																																											
NOM. OPEN CIRCUIT VOLTAGE	300																																																																																																																																																																																																																											
INPUT VOLTAGE AT LAMP DROPOUT.....		60	104	120	138	240																																																																																																																																																																																																																						
INPUT WATTS	460																																																																																																																																																																																																																											
RECOMMENDED FUSE (Amps).....		10	7	5	5	3																																																																																																																																																																																																																						
CORE and COIL																																																																																																																																																																																																																												
Dimension (A)	2.20																																																																																																																																																																																																																											
Dimension (B)	4.00																																																																																																																																																																																																																											
Weight (lbs.)	13																																																																																																																																																																																																																											
Lead Lengths	12"																																																																																																																																																																																																																											
CAPACITOR REQUIREMENT																																																																																																																																																																																																																												
Microfarads	24.0																																																																																																																																																																																																																											
Volts (min.)	400																																																																																																																																																																																																																											
Fault Current Withstand (amps)																																																																																																																																																																																																																												
60 Hz TEST PROCEDURES (Refer to Advance Test Procedure for HID Ballasts - Form 1270)																																																																																																																																																																																																																												
High Potential Test (Volts)																																																																																																																																																																																																																												
1 minute	2000																																																																																																																																																																																																																											
2 seconds	2500																																																																																																																																																																																																																											
Open Circuit Voltage Test (Volts)	270-330																																																																																																																																																																																																																											
Short-Circuit Current Test (Amps)																																																																																																																																																																																																																												
Secondary Current	3.55-4.35																																																																																																																																																																																																																											
Input Current.....		2.10-3.10	1.20-1.80	1.10-1.60	0.90-1.35	0.50-0.80																																																																																																																																																																																																																						
<p>Capacitor: 7C240P40-R</p>  <p>Capacitance: 24 Dia/Oval Dim: 1.75 Height: 4.8 Temp Rating: 105°C</p>		<p>Wiring Diagram:</p>  <p>Fig. A</p>																																																																																																																																																																																																																										
<p>Ignitor: NA</p> <p>This ballast does not require the use of an ignitor.</p>		<p>Ordering Information</p> <table border="1"> <thead> <tr> <th>Order Suffix</th> <th>Description</th> </tr> </thead> <tbody> <tr> <td> </td> <td> </td> </tr> </tbody> </table>					Order Suffix	Description																																																																																																																																																																																																																				
Order Suffix	Description																																																																																																																																																																																																																											
<p>Data is based upon tests performed by Advance Transformer in a controlled environment and representative of relative performance. Actual performance can vary depending on operating conditions. Specifications are subject to change without notice.</p>																																																																																																																																																																																																																												

Metal Halide 71A6051

The information presented in this document is not intended as any commercial offer and does not form part of any quotation or contract.



© 2019 Signify Holding. All rights reserved. This document contains information relating to the product portfolio of Signify which information may be subject to change. No representation or warranty as to the accuracy or completeness of the information included herein is given and any liability for any action in reliance thereon is disclaimed. All trademarks are owned by Signify Holding or their respective owners.

Signify North America Corporation
200 Franklin Square Drive,
Somerset, NJ 08873
Telephone 855-486-2216

Signify Canada Ltd.
281 Hillmount Road,
Markham, ON, Canada L6C 2S3
Telephone 800-668-9008