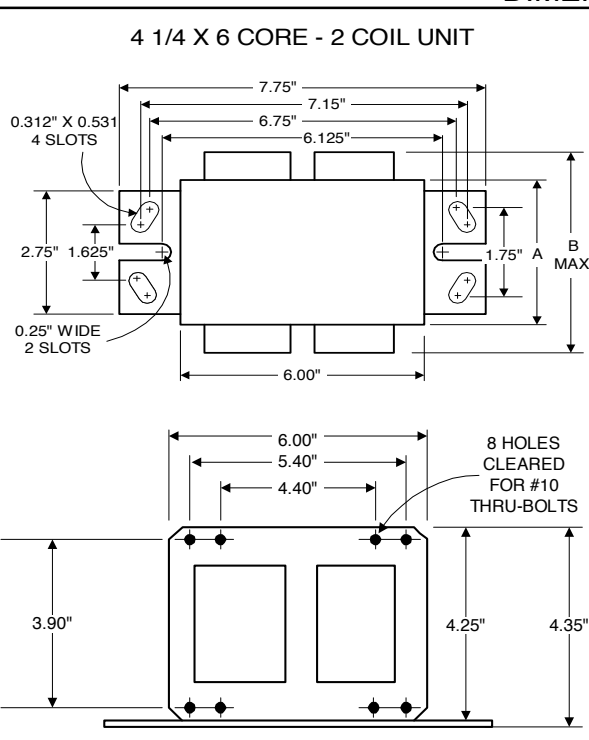
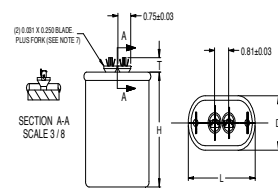
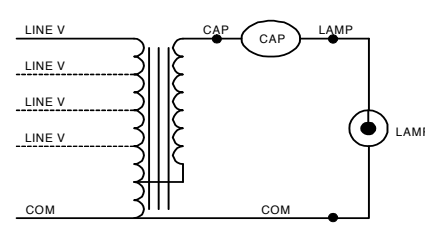


Electrical Specifications at 120-208-240-277-480V

DIMENSIONS AND DATA		120	208	240	277	480																																																																																																																																																																																																																		
<p>4 1/4 X 6 CORE - 2 COIL UNIT</p> 		<table border="1"> <tr> <td>INPUT VOLTS</td> <td>120</td> <td>208</td> <td>240</td> <td>277</td> <td>480</td> </tr> <tr> <td>CIRCUIT TYPE</td> <td colspan="5">CWA</td> </tr> <tr> <td>POWER FACTOR (min)</td> <td colspan="5">90%</td> </tr> <tr> <td>REGULATION</td> <td colspan="5"></td> </tr> <tr> <td> Line Volts</td> <td colspan="5">±10%</td> </tr> <tr> <td> Lamp Watts</td> <td colspan="5">±10%</td> </tr> <tr> <td>LINE CURRENT (Amps)</td> <td colspan="5"></td> </tr> <tr> <td> Operating.....</td> <td>9.20</td> <td>5.80</td> <td>4.80</td> <td>4.10</td> <td>2.40</td> </tr> <tr> <td> Open Circuit.....</td> <td>4.96</td> <td>3.84</td> <td>2.77</td> <td>2.35</td> <td>1.37</td> </tr> <tr> <td> Starting.....</td> <td>5.77</td> <td>2.91</td> <td>2.78</td> <td>2.39</td> <td>1.38</td> </tr> <tr> <td>UL TEMPERATURE RATINGS</td> <td colspan="5"></td> </tr> <tr> <td> Insulation Class</td> <td colspan="5">N(200°C)</td> </tr> <tr> <td> Coil Temperature Code</td> <td colspan="5">1029</td> </tr> <tr> <td>MIN. AMBIENT STARTING TEMP.</td> <td colspan="5">-20°F or -30°C</td> </tr> <tr> <td>NOM. OPEN CIRCUIT VOLTAGE</td> <td colspan="5">430</td> </tr> <tr> <td>INPUT VOLTAGE AT LAMP DROPOUT.....</td> <td>80</td> <td>130</td> <td>160</td> <td>190</td> <td>320</td> </tr> <tr> <td>INPUT WATTS</td> <td colspan="5">1090</td> </tr> <tr> <td>RECOMMENDED FUSE (Amps).....</td> <td>25</td> <td>15</td> <td>12</td> <td>10</td> <td>6</td> </tr> <tr> <td>CORE and COIL</td> <td colspan="5"></td> </tr> <tr> <td> Dimension (A)</td> <td colspan="5">3.90</td> </tr> <tr> <td> Dimension (B)</td> <td colspan="5">5.60</td> </tr> <tr> <td> Weight (lbs.)</td> <td colspan="5">22</td> </tr> <tr> <td> Lead Lengths</td> <td colspan="5">12"</td> </tr> <tr> <td>CAPACITOR REQUIREMENT</td> <td colspan="5"></td> </tr> <tr> <td> Microfarads</td> <td colspan="5">24.0</td> </tr> <tr> <td> Volts (min.)</td> <td colspan="5">480</td> </tr> <tr> <td> Fault Current Withstand (amps)</td> <td colspan="5"></td> </tr> <tr> <td>60 Hz TEST PROCEDURES (Refer to Advance Test Procedure for HID Ballasts - Form 1270)</td> <td colspan="5"></td> </tr> <tr> <td>High Potential Test (Volts)</td> <td colspan="5"></td> </tr> <tr> <td> 1 minute</td> <td colspan="5">2000</td> </tr> <tr> <td> 2 seconds</td> <td colspan="5">2500</td> </tr> <tr> <td>Open Circuit Voltage Test (Volts)</td> <td colspan="5">387-473</td> </tr> <tr> <td>Short-Circuit Current Test (Amps)</td> <td colspan="5"></td> </tr> <tr> <td> Secondary Current</td> <td colspan="5">5.22-6.38</td> </tr> <tr> <td> Input Current.....</td> <td>4.36-6.64</td> <td>2.14-3.20</td> <td>2.10-3.14</td> <td>1.82-2.74</td> <td>1.04-1.56</td> </tr> </table>					INPUT VOLTS	120	208	240	277	480	CIRCUIT TYPE	CWA					POWER FACTOR (min)	90%					REGULATION						Line Volts	±10%					Lamp Watts	±10%					LINE CURRENT (Amps)						Operating.....	9.20	5.80	4.80	4.10	2.40	Open Circuit.....	4.96	3.84	2.77	2.35	1.37	Starting.....	5.77	2.91	2.78	2.39	1.38	UL TEMPERATURE RATINGS						Insulation Class	N(200°C)					Coil Temperature Code	1029					MIN. AMBIENT STARTING TEMP.	-20°F or -30°C					NOM. OPEN CIRCUIT VOLTAGE	430					INPUT VOLTAGE AT LAMP DROPOUT.....	80	130	160	190	320	INPUT WATTS	1090					RECOMMENDED FUSE (Amps).....	25	15	12	10	6	CORE and COIL						Dimension (A)	3.90					Dimension (B)	5.60					Weight (lbs.)	22					Lead Lengths	12"					CAPACITOR REQUIREMENT						Microfarads	24.0					Volts (min.)	480					Fault Current Withstand (amps)						60 Hz TEST PROCEDURES (Refer to Advance Test Procedure for HID Ballasts - Form 1270)						High Potential Test (Volts)						1 minute	2000					2 seconds	2500					Open Circuit Voltage Test (Volts)	387-473					Short-Circuit Current Test (Amps)						Secondary Current	5.22-6.38					Input Current.....	4.36-6.64	2.14-3.20	2.10-3.14	1.82-2.74	1.04-1.56
INPUT VOLTS	120	208	240	277	480																																																																																																																																																																																																																			
CIRCUIT TYPE	CWA																																																																																																																																																																																																																							
POWER FACTOR (min)	90%																																																																																																																																																																																																																							
REGULATION																																																																																																																																																																																																																								
Line Volts	±10%																																																																																																																																																																																																																							
Lamp Watts	±10%																																																																																																																																																																																																																							
LINE CURRENT (Amps)																																																																																																																																																																																																																								
Operating.....	9.20	5.80	4.80	4.10	2.40																																																																																																																																																																																																																			
Open Circuit.....	4.96	3.84	2.77	2.35	1.37																																																																																																																																																																																																																			
Starting.....	5.77	2.91	2.78	2.39	1.38																																																																																																																																																																																																																			
UL TEMPERATURE RATINGS																																																																																																																																																																																																																								
Insulation Class	N(200°C)																																																																																																																																																																																																																							
Coil Temperature Code	1029																																																																																																																																																																																																																							
MIN. AMBIENT STARTING TEMP.	-20°F or -30°C																																																																																																																																																																																																																							
NOM. OPEN CIRCUIT VOLTAGE	430																																																																																																																																																																																																																							
INPUT VOLTAGE AT LAMP DROPOUT.....	80	130	160	190	320																																																																																																																																																																																																																			
INPUT WATTS	1090																																																																																																																																																																																																																							
RECOMMENDED FUSE (Amps).....	25	15	12	10	6																																																																																																																																																																																																																			
CORE and COIL																																																																																																																																																																																																																								
Dimension (A)	3.90																																																																																																																																																																																																																							
Dimension (B)	5.60																																																																																																																																																																																																																							
Weight (lbs.)	22																																																																																																																																																																																																																							
Lead Lengths	12"																																																																																																																																																																																																																							
CAPACITOR REQUIREMENT																																																																																																																																																																																																																								
Microfarads	24.0																																																																																																																																																																																																																							
Volts (min.)	480																																																																																																																																																																																																																							
Fault Current Withstand (amps)																																																																																																																																																																																																																								
60 Hz TEST PROCEDURES (Refer to Advance Test Procedure for HID Ballasts - Form 1270)																																																																																																																																																																																																																								
High Potential Test (Volts)																																																																																																																																																																																																																								
1 minute	2000																																																																																																																																																																																																																							
2 seconds	2500																																																																																																																																																																																																																							
Open Circuit Voltage Test (Volts)	387-473																																																																																																																																																																																																																							
Short-Circuit Current Test (Amps)																																																																																																																																																																																																																								
Secondary Current	5.22-6.38																																																																																																																																																																																																																							
Input Current.....	4.36-6.64	2.14-3.20	2.10-3.14	1.82-2.74	1.04-1.56																																																																																																																																																																																																																			
<p>Capacitor: MD2409-100</p>  <p>SECTION A-A SCALE 3/8</p> <p>Capacitance: 24 Dia/Oval Dim: 1.75 Height: 3.9 Temp Rating: 90°C</p>		<p>Wiring Diagram:</p>  <p>Fig. A</p>																																																																																																																																																																																																																						
<p>Ignitor: NA</p> <p>This ballast does not require the use of an ignitor.</p>		<p>Ordering Information</p> <table border="1"> <thead> <tr> <th>Order Suffix</th> <th>Description</th> </tr> </thead> <tbody> <tr> <td> </td> <td> </td> </tr> </tbody> </table>					Order Suffix	Description																																																																																																																																																																																																																
Order Suffix	Description																																																																																																																																																																																																																							
<p>Data is based upon tests performed by Advance Transformer in a controlled environment and representative of relative performance. Actual performance can vary depending on operating conditions. Specifications are subject to change without notice.</p>																																																																																																																																																																																																																								

Metal Halide 71A6552A

The information presented in this document is not intended as any commercial offer and does not form part of any quotation or contract.



© 2019 Signify Holding. All rights reserved. This document contains information relating to the product portfolio of Signify which information may be subject to change. No representation or warranty as to the accuracy or completeness of the information included herein is given and any liability for any action in reliance thereon is disclaimed. All trademarks are owned by Signify Holding or their respective owners.

Signify North America Corporation
200 Franklin Square Drive,
Somerset, NJ 08873
Telephone 855-486-2216

Signify Canada Ltd.
281 Hillmount Road,
Markham, ON, Canada L6C 2S3
Telephone 800-668-9008