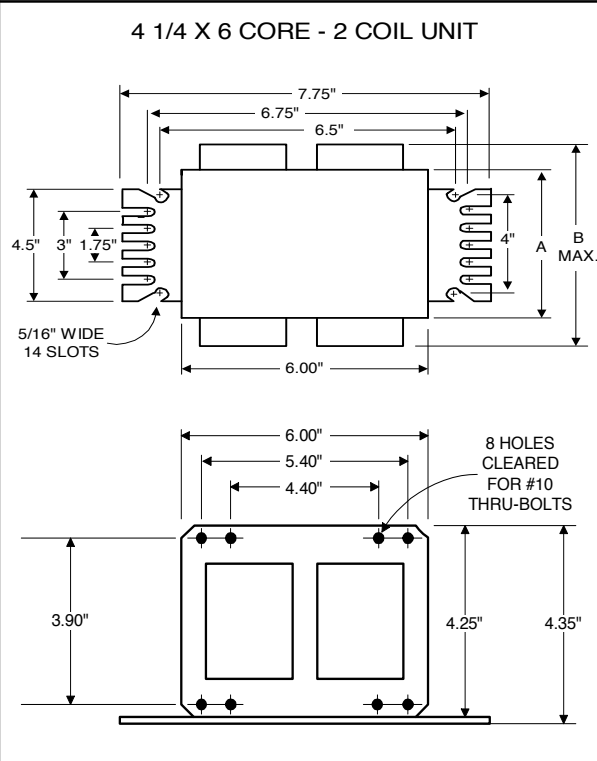
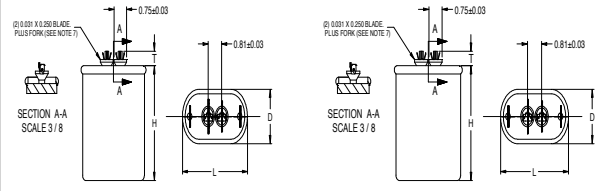
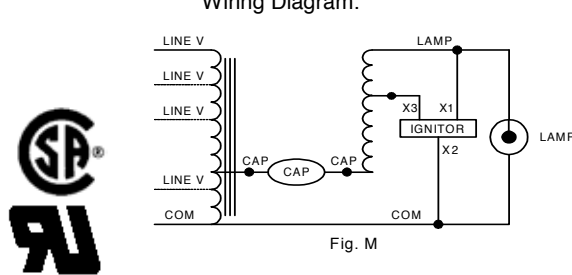
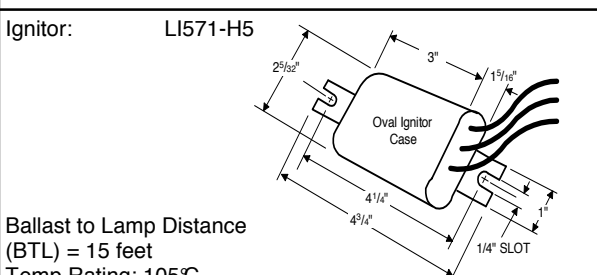


Electrical Specifications at 480V

DIMENSIONS AND DATA																																																																																																																																																																																																																			
<p>4 1/4 X 6 CORE - 2 COIL UNIT</p> 	<table border="1"> <tr> <td>INPUT VOLTS</td> <td>480</td> <td></td> <td></td> <td></td> <td></td> </tr> <tr> <td>CIRCUIT TYPE</td> <td>CWA</td> <td></td> <td></td> <td></td> <td></td> </tr> <tr> <td>POWER FACTOR (min)</td> <td>90%</td> <td></td> <td></td> <td></td> <td></td> </tr> <tr> <td>REGULATION</td> <td></td> <td></td> <td></td> <td></td> <td></td> </tr> <tr> <td>Line Volts</td> <td>±10%</td> <td></td> <td></td> <td></td> <td></td> </tr> <tr> <td>Lamp Watts</td> <td>WITHIN TRAPEZOID</td> <td></td> <td></td> <td></td> <td></td> </tr> <tr> <td>LINE CURRENT (Amps)</td> <td></td> <td></td> <td></td> <td></td> <td></td> </tr> <tr> <td>Operating.....</td> <td>2.30</td> <td></td> <td></td> <td></td> <td></td> </tr> <tr> <td>Open Circuit.....</td> <td>0.90</td> <td></td> <td></td> <td></td> <td></td> </tr> <tr> <td>Starting.....</td> <td>1.60</td> <td></td> <td></td> <td></td> <td></td> </tr> <tr> <td>UL TEMPERATURE RATINGS</td> <td></td> <td></td> <td></td> <td></td> <td></td> </tr> <tr> <td>Insulation Class</td> <td>H(180°C)</td> <td></td> <td></td> <td></td> <td></td> </tr> <tr> <td>Coil Temperature Code</td> <td>1029</td> <td>C</td> <td></td> <td></td> <td></td> </tr> <tr> <td>MIN. AMBIENT STARTING TEMP.</td> <td>-40°F or -40°C</td> <td></td> <td></td> <td></td> <td></td> </tr> <tr> <td>NOM. OPEN CIRCUIT VOLTAGE</td> <td>435</td> <td></td> <td></td> <td></td> <td></td> </tr> <tr> <td>INPUT VOLTAGE AT LAMP DROPOUT.....</td> <td>360</td> <td></td> <td></td> <td></td> <td></td> </tr> <tr> <td>INPUT WATTS</td> <td>1100</td> <td></td> <td></td> <td></td> <td></td> </tr> <tr> <td>RECOMMENDED FUSE (Amps).....</td> <td>6</td> <td></td> <td></td> <td></td> <td></td> </tr> <tr> <td>CORE and COIL</td> <td></td> <td></td> <td></td> <td></td> <td></td> </tr> <tr> <td>Dimension (A)</td> <td>3.90</td> <td></td> <td></td> <td></td> <td></td> </tr> <tr> <td>Dimension (B)</td> <td>5.90</td> <td></td> <td></td> <td></td> <td></td> </tr> <tr> <td>Weight (lbs.)</td> <td>28</td> <td></td> <td></td> <td></td> <td></td> </tr> <tr> <td>Lead Lengths</td> <td>12"</td> <td></td> <td></td> <td></td> <td></td> </tr> <tr> <td>CAPACITOR REQUIREMENT</td> <td></td> <td></td> <td></td> <td></td> <td></td> </tr> <tr> <td>Microfarads</td> <td>26.0</td> <td></td> <td></td> <td></td> <td></td> </tr> <tr> <td>Volts (min.)</td> <td>525</td> <td></td> <td></td> <td></td> <td></td> </tr> <tr> <td>Fault Current Withstand (amps)</td> <td></td> <td></td> <td></td> <td></td> <td></td> </tr> <tr> <td>60 Hz TEST PROCEDURES (Refer to Advance Test Procedure for HID Ballasts - Form 1270)</td> <td></td> <td></td> <td></td> <td></td> <td></td> </tr> <tr> <td>High Potential Test (Volts)</td> <td></td> <td></td> <td></td> <td></td> <td></td> </tr> <tr> <td>1 minute</td> <td>2000</td> <td></td> <td></td> <td></td> <td></td> </tr> <tr> <td>2 seconds</td> <td>2500</td> <td></td> <td></td> <td></td> <td></td> </tr> <tr> <td>Open Circuit Voltage Test (Volts)</td> <td>395-485</td> <td></td> <td></td> <td></td> <td></td> </tr> <tr> <td>Short-Circuit Current Test (Amps)</td> <td></td> <td></td> <td></td> <td></td> <td></td> </tr> <tr> <td>Secondary Current</td> <td>6.40-7.80</td> <td></td> <td></td> <td></td> <td></td> </tr> <tr> <td>Input Current.....</td> <td>1.75-2.65</td> <td>-</td> <td>-</td> <td>-</td> <td>-</td> </tr> </table>	INPUT VOLTS	480					CIRCUIT TYPE	CWA					POWER FACTOR (min)	90%					REGULATION						Line Volts	±10%					Lamp Watts	WITHIN TRAPEZOID					LINE CURRENT (Amps)						Operating.....	2.30					Open Circuit.....	0.90					Starting.....	1.60					UL TEMPERATURE RATINGS						Insulation Class	H(180°C)					Coil Temperature Code	1029	C				MIN. AMBIENT STARTING TEMP.	-40°F or -40°C					NOM. OPEN CIRCUIT VOLTAGE	435					INPUT VOLTAGE AT LAMP DROPOUT.....	360					INPUT WATTS	1100					RECOMMENDED FUSE (Amps).....	6					CORE and COIL						Dimension (A)	3.90					Dimension (B)	5.90					Weight (lbs.)	28					Lead Lengths	12"					CAPACITOR REQUIREMENT						Microfarads	26.0					Volts (min.)	525					Fault Current Withstand (amps)						60 Hz TEST PROCEDURES (Refer to Advance Test Procedure for HID Ballasts - Form 1270)						High Potential Test (Volts)						1 minute	2000					2 seconds	2500					Open Circuit Voltage Test (Volts)	395-485					Short-Circuit Current Test (Amps)						Secondary Current	6.40-7.80					Input Current.....	1.75-2.65	-	-	-	-
	INPUT VOLTS	480																																																																																																																																																																																																																	
CIRCUIT TYPE	CWA																																																																																																																																																																																																																		
POWER FACTOR (min)	90%																																																																																																																																																																																																																		
REGULATION																																																																																																																																																																																																																			
Line Volts	±10%																																																																																																																																																																																																																		
Lamp Watts	WITHIN TRAPEZOID																																																																																																																																																																																																																		
LINE CURRENT (Amps)																																																																																																																																																																																																																			
Operating.....	2.30																																																																																																																																																																																																																		
Open Circuit.....	0.90																																																																																																																																																																																																																		
Starting.....	1.60																																																																																																																																																																																																																		
UL TEMPERATURE RATINGS																																																																																																																																																																																																																			
Insulation Class	H(180°C)																																																																																																																																																																																																																		
Coil Temperature Code	1029	C																																																																																																																																																																																																																	
MIN. AMBIENT STARTING TEMP.	-40°F or -40°C																																																																																																																																																																																																																		
NOM. OPEN CIRCUIT VOLTAGE	435																																																																																																																																																																																																																		
INPUT VOLTAGE AT LAMP DROPOUT.....	360																																																																																																																																																																																																																		
INPUT WATTS	1100																																																																																																																																																																																																																		
RECOMMENDED FUSE (Amps).....	6																																																																																																																																																																																																																		
CORE and COIL																																																																																																																																																																																																																			
Dimension (A)	3.90																																																																																																																																																																																																																		
Dimension (B)	5.90																																																																																																																																																																																																																		
Weight (lbs.)	28																																																																																																																																																																																																																		
Lead Lengths	12"																																																																																																																																																																																																																		
CAPACITOR REQUIREMENT																																																																																																																																																																																																																			
Microfarads	26.0																																																																																																																																																																																																																		
Volts (min.)	525																																																																																																																																																																																																																		
Fault Current Withstand (amps)																																																																																																																																																																																																																			
60 Hz TEST PROCEDURES (Refer to Advance Test Procedure for HID Ballasts - Form 1270)																																																																																																																																																																																																																			
High Potential Test (Volts)																																																																																																																																																																																																																			
1 minute	2000																																																																																																																																																																																																																		
2 seconds	2500																																																																																																																																																																																																																		
Open Circuit Voltage Test (Volts)	395-485																																																																																																																																																																																																																		
Short-Circuit Current Test (Amps)																																																																																																																																																																																																																			
Secondary Current	6.40-7.80																																																																																																																																																																																																																		
Input Current.....	1.75-2.65	-	-	-	-																																																																																																																																																																																																														
<p>Capacitor: RW1626020 MD2602-100</p>  <p>SECTION A-A SCALE 3/8</p>	<p>Capacitance: 26</p> <p>Dia/Oval Dim: 1.75</p> <p>Height: 4.25</p> <p>Temp Rating: 90°C</p>																																																																																																																																																																																																																		
<p>Capacitance: 26</p> <p>Dia/Oval Dim: 1.75</p> <p>Height: 5.3</p> <p>Temp Rating: 90°C</p>	<p>Wiring Diagram:</p>  <p>Fig. M</p>																																																																																																																																																																																																																		
<p>Ignitor: LI571-H5</p>  <p>Oval Ignitor Case</p> <p>Ballast to Lamp Distance (BTL) = 15 feet</p> <p>Temp Rating: 105°C</p>	<p>Ordering Information</p> <table border="1"> <thead> <tr> <th>Order Suffix</th> <th>Description</th> </tr> </thead> <tbody> <tr> <td>500.</td> <td>Ballast with Ignitor and Oil Filled Capacitor</td> </tr> <tr> <td>510.</td> <td>Ballast w/Welded Bracket, Ignitor & Oil-Filled Capacitor</td> </tr> </tbody> </table>	Order Suffix	Description	500.	Ballast with Ignitor and Oil Filled Capacitor	510.	Ballast w/Welded Bracket, Ignitor & Oil-Filled Capacitor																																																																																																																																																																																																												
Order Suffix	Description																																																																																																																																																																																																																		
500.	Ballast with Ignitor and Oil Filled Capacitor																																																																																																																																																																																																																		
510.	Ballast w/Welded Bracket, Ignitor & Oil-Filled Capacitor																																																																																																																																																																																																																		
<p>Data is based upon tests performed by Advance Transformer in a controlled environment and representative of relative performance. Actual performance can vary depending on operating conditions. Specifications are subject to change without notice.</p>																																																																																																																																																																																																																			

High Pressure Sodium 71A8743

The information presented in this document is not intended as any commercial offer and does not form part of any quotation or contract.



© 2019 Signify Holding. All rights reserved. This document contains information relating to the product portfolio of Signify which information may be subject to change. No representation or warranty as to the accuracy or completeness of the information included herein is given and any liability for any action in reliance thereon is disclaimed. All trademarks are owned by Signify Holding or their respective owners.

Signify North America Corporation
200 Franklin Square Drive,
Somerset, NJ 08873
Telephone 855-486-2216

Signify Canada Ltd.
281 Hillmount Road,
Markham, ON, Canada L6C 2S3
Telephone 800-668-9008