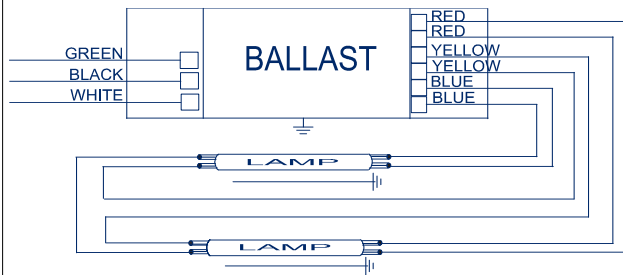


Electrical Specifications at 120V

Lamp Type	Num. of Lamps	Rated Lamp Watts	Min. Start Temp (°F/°C)	Input Current (Amps)	Input Power (ANSI Watts)	Ballast Factor	MAX THD %	Power Factor	MAX Lamp Current Crest Factor	B.E.F.
F14T5	1	14	0/-18	0.14	17	1.07	15	0.98	1.7	6.29
F14T5	2	14	0/-18	0.27	32	1.06	10	0.98	1.7	3.31
F21T5	1	21	0/-18	0.19	23	1.03	15	0.98	1.7	4.48
F21T5	2	21	0/-18	0.38	46	1.02	10	0.98	1.7	2.22
F28T5	1	28	0/-18	0.27	31	1.00	10	0.98	1.7	3.23
* F28T5	2	28	0/-18	0.51	62	1.00	10	0.98	1.7	1.61
F28T5/ES (25W)	1	25	0/-18	0.24	28	1.00	10	0.98	1.7	3.57
F28T5/ES (25W)	2	25	0/-18	0.47	56	1.00	10	0.98	1.7	1.79
F35T5	1	35	0/-18	0.34	39	1.00	10	0.98	1.7	2.56
F35T5	2	35	0/-18	0.64	77	1.00	10	0.98	1.7	1.30

Wiring Diagram

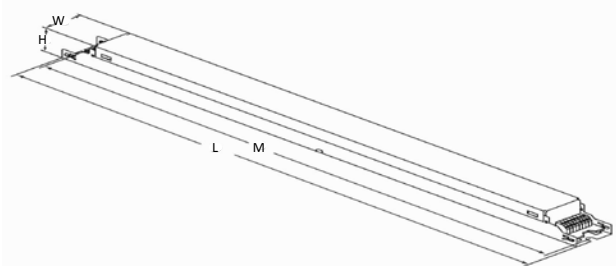


The wiring diagram that appears above is for the lamp type denoted by the asterisk (*)

Standard Lead Length (inches)

	in.	cm.		in.	cm.
Black	0	0	Yellow/Blue		0
White	0	0	Blue/White		0
Blue	0	0	Brown		0
Red	0	0	Orange		0
Yellow	0	0	Orange/Black		0
Gray		0	Black/White		0
Violet		0	Red/White		0

Enclosure



Enclosure Dimensions

OverAll (L)	Width (W)	Height (H)	Mounting (M)
14.17 "	1.18 "	1.06 "	13.78 "
14 17/100	1 9/50	1 3/50	13 39/50
36 cm	3 cm	2.7 cm	35 cm



Revised 05/31/13

ICN-2S28-T@120	
Brand Name	CENTIUM T5
Ballast Type	Electronic
Starting Method	Programmed Start
Lamp Connection	Series
Input Voltage	120-277
Input Frequency	50/60 HZ
Status	Active

Electrical Specifications at 120V

Notes:

Section I - Physical Characteristics

- 1.1 Ballast shall be physically interchangeable with standard electromagnetic or standard electronic ballasts, where applicable.
- 1.2 Ballast shall be provided with integral leads or poke-in wire trap connectors color-coded per ANSI C82.11.

Section II - Performance

- 2.1 Ballast shall be Programmed Start.
- 2.2 Ballast shall contain auto restart circuitry in order to restart lamps without resetting power.
- 2.3 Ballast shall operate from 50/60 Hz input source of _____ (120V through 277V, 347V or 347V through 480V) with sustained variations of +/- 10% (voltage and frequency).
- 2.4 Ballast shall be high frequency electronic type and operate lamps at a frequency above 42 kHz to avoid interference with infrared devices and eliminate visible flicker.
- 2.5 Ballast shall have a Power Factor greater than 0.98 for primary lamp.
- 2.6 Ballast shall have a minimum ballast factor of 1.0 for primary lamp application.
- 2.7 Ballast shall provide for a Lamp Current Crest Factor of 1.7 or less.
- 2.8 Ballast input current shall have Total Harmonic Distortion (THD) of less than 10% when operated at nominal line voltage with primary lamp.
- 2.9 Ballast shall have a Class A sound rating.
- 2.10 Ballast shall have a minimum starting temperature of _____ {-18C (0F) or -29C (-20F)} for primary lamp. Consult lamp manufacturer for temperature versus light output characteristics.
- 2.11 Ballast shall provide Lamp EOL Protection Circuit.
- 2.12 Ballast shall tolerate sustained open circuit and short circuit output conditions.
- 2.13 Four-lamp ballast shall have (semi-independent or independent) lamp operation.

Section III - Regulatory

- 3.1 Ballast shall not contain any Polychlorinated Biphenyl (PCB).
- 3.2 Ballast shall be Underwriters Laboratories (UL) listed, Class P and Type 1 Outdoor; and Canadian Standards Association (CSA) certified where applicable.
- 3.3 Ballast shall comply with ANSI C62.41 Category A for Transient protection.
- 3.4 Ballast shall comply with ANSI C82.11 where applicable.
- 3.5 Ballast shall comply with applicable requirements of the Federal Communications Commission (FCC) rules and regulations, Title 47 CFR part 18, for Non-Consumer equipment.
- 3.6 Ballast shall comply with UL Type CC rating.
- 3.7 Ballast shall comply with NEMA 410 for in-rush current limits.

Section IV - Other

- 4.1 Ballast shall be manufactured in a factory certified to ISO 9001 Quality System Standards.
- 4.2 Ballast shall carry a five-year warranty from date of manufacture against defects in material or workmanship, including replacement, for operation at a maximum case temperature of 70C. Ballasts with a "90C" designation in their catalog number shall also carry a three-year warranty at a maximum case temperature of 90C.
- 4.3 Manufacturer shall have a twenty-year history of producing electronic ballasts for the North American market.



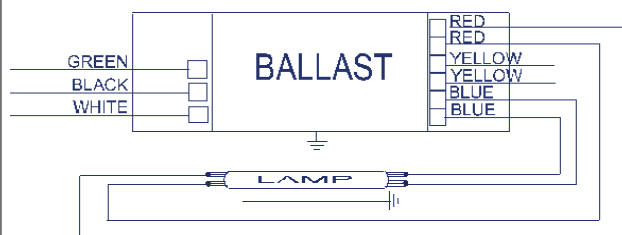
Revised 05/31/13

Centium T5 ICN2S28T

Electrical Specifications at 277V

Lamp Type	Num. of Lamps	Rated Lamp Watts	Min. Start Temp (°F/°C)	Input Current (Amps)	Input Power (ANSI Watts)	Ballast Factor	MAX THD %	Power Factor	MAX Lamp Current Crest Factor	B.E.F.
F14T5	1	14	0/-18	0.07	18	1.07	15	0.90	1.7	5.94
F14T5	2	14	0/-18	0.12	32	1.06	10	0.95	1.7	3.31
F21T5	1	21	0/-18	0.09	23	1.03	15	0.95	1.7	4.48
F21T5	2	21	0/-18	0.17	45	1.02	10	0.98	1.7	2.27
* F28T5	1	28	0/-18	0.12	31	1.00	10	0.95	1.7	3.23
F28T5	2	28	0/-18	0.23	61	1.00	10	0.98	1.7	1.64
F28T5/ES (25W)	1	25	0/-18	0.11	28	1.00	10	0.95	1.7	3.57
F28T5/ES (25W)	2	25	0/-18	0.20	55	1.00	10	0.98	1.7	1.82
F35T5	1	35	0/-18	0.15	39	1.00	10	0.95	1.7	2.56
F35T5	2	35	0/-18	0.28	75	1.00	10	0.95	1.7	1.33

Wiring Diagram



For 1 lamp operation do not use yellow leads

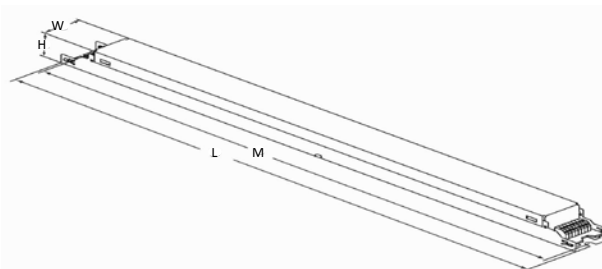
The wiring diagram that appears above is for the lamp type denoted by the asterisk (*)

Standard Lead Length (inches)

	in.	cm.
Black	0	0
White	0	0
Blue	0	0
Red	0	0
Yellow	0	0
Gray		0
Violet		0

	in.	cm.
Yellow/Blue		0
Blue/White		0
Brown		0
Orange		0
Orange/Black		0
Black/White		0
Red/White		0

Enclosure



Enclosure Dimensions

OverAll (L)	Width (W)	Height (H)	Mounting (M)
14.17 "	1.18 "	1.06 "	13.78 "
14 17/100	1 9/50	1 3/50	13 39/50
36 cm	3 cm	2.7 cm	35 cm



Revised 05/31/13

ICN-2S28-T@277	
Brand Name	CENTIUM T5
Ballast Type	Electronic
Starting Method	Programmed Start
Lamp Connection	Series
Input Voltage	120-277
Input Frequency	50/60 HZ
Status	Active

Electrical Specifications at 277V

Notes:

Section I - Physical Characteristics

- 1.1 Ballast shall be physically interchangeable with standard electromagnetic or standard electronic ballasts, where applicable.
- 1.2 Ballast shall be provided with integral leads or poke-in wire trap connectors color-coded per ANSI C82.11.

Section II - Performance

- 2.1 Ballast shall be Programmed Start.
- 2.2 Ballast shall contain auto restart circuitry in order to restart lamps without resetting power.
- 2.3 Ballast shall operate from 50/60 Hz input source of _____ (120V through 277V, 347V or 347V through 480V) with sustained variations of +/- 10% (voltage and frequency).
- 2.4 Ballast shall be high frequency electronic type and operate lamps at a frequency above 42 kHz to avoid interference with infrared devices and eliminate visible flicker.
- 2.5 Ballast shall have a Power Factor greater than 0.98 for primary lamp.
- 2.6 Ballast shall have a minimum ballast factor of 1.0 for primary lamp application.
- 2.7 Ballast shall provide for a Lamp Current Crest Factor of 1.7 or less.
- 2.8 Ballast input current shall have Total Harmonic Distortion (THD) of less than 10% when operated at nominal line voltage with primary lamp.
- 2.9 Ballast shall have a Class A sound rating.
- 2.10 Ballast shall have a minimum starting temperature of _____ {-18C (0F) or -29C (-20F)} for primary lamp. Consult lamp manufacturer for temperature versus light output characteristics.
- 2.11 Ballast shall provide Lamp EOL Protection Circuit.
- 2.12 Ballast shall tolerate sustained open circuit and short circuit output conditions.
- 2.13 Four-lamp ballast shall have (semi-independent or independent) lamp operation.

Section III - Regulatory

- 3.1 Ballast shall not contain any Polychlorinated Biphenyl (PCB).
- 3.2 Ballast shall be Underwriters Laboratories (UL) listed, Class P and Type 1 Outdoor; and Canadian Standards Association (CSA) certified where applicable.
- 3.3 Ballast shall comply with ANSI C62.41 Category A for Transient protection.
- 3.4 Ballast shall comply with ANSI C82.11 where applicable.
- 3.5 Ballast shall comply with applicable requirements of the Federal Communications Commission (FCC) rules and regulations, Title 47 CFR part 18, for Non-Consumer equipment.
- 3.6 Ballast shall comply with UL Type CC rating.
- 3.7 Ballast shall comply with NEMA 410 for in-rush current limits.

Section IV - Other

- 4.1 Ballast shall be manufactured in a factory certified to ISO 9001 Quality System Standards.
- 4.2 Ballast shall carry a five-year warranty from date of manufacture against defects in material or workmanship, including replacement, for operation at a maximum case temperature of 70C. Ballasts with a "90C" designation in their catalog number shall also carry a three-year warranty at a maximum case temperature of 90C.
- 4.3 Manufacturer shall have a twenty-year history of producing electronic ballasts for the North American market.



Revised 05/31/13

Centium T5 ICN2S28T

The information presented in this document is not intended as any commercial offer and does not form part of any quotation or contract.



© 2019 Signify Holding. All rights reserved. This document contains information relating to the product portfolio of Signify which information may be subject to change. No representation or warranty as to the accuracy or completeness of the information included herein is given and any liability for any action in reliance thereon is disclaimed. All trademarks are owned by Signify Holding or their respective owners.

Signify North America Corporation
200 Franklin Square Drive,
Somerset, NJ 08873
Telephone 855-486-2216

Signify Canada Ltd.
281 Hillmount Road,
Markham, ON, Canada L6C 2S3
Telephone 800-668-9008