

interact



Connected wireless emergency lighting

Stay proof-tested effortlessly with Interact's connected wireless emergency lighting monitoring system

Find out more about Interact
www.interact-lighting.com



Interact connected emergency lighting keeps you proof-tested


For building managers and maintenance teams, regular emergency lighting testing is essential for safety and legally required for regulatory compliance—but it can be time-consuming and prone to errors. Interact connected wireless emergency lighting simplifies control while offering flexible options to fit your lighting and system needs.


With Interact, you get:


- A secure, web-based dashboard for automated testing and reporting
- Seamless control, management, and monitoring of all your lighting in one easy-to-use solution
- A complete range of lighting fixtures, exit signs, and emergency escape lights


Best of all, when choosing Interact you get everything from one trusted partner—Signify, world leader in lighting.

Your benefits

- 

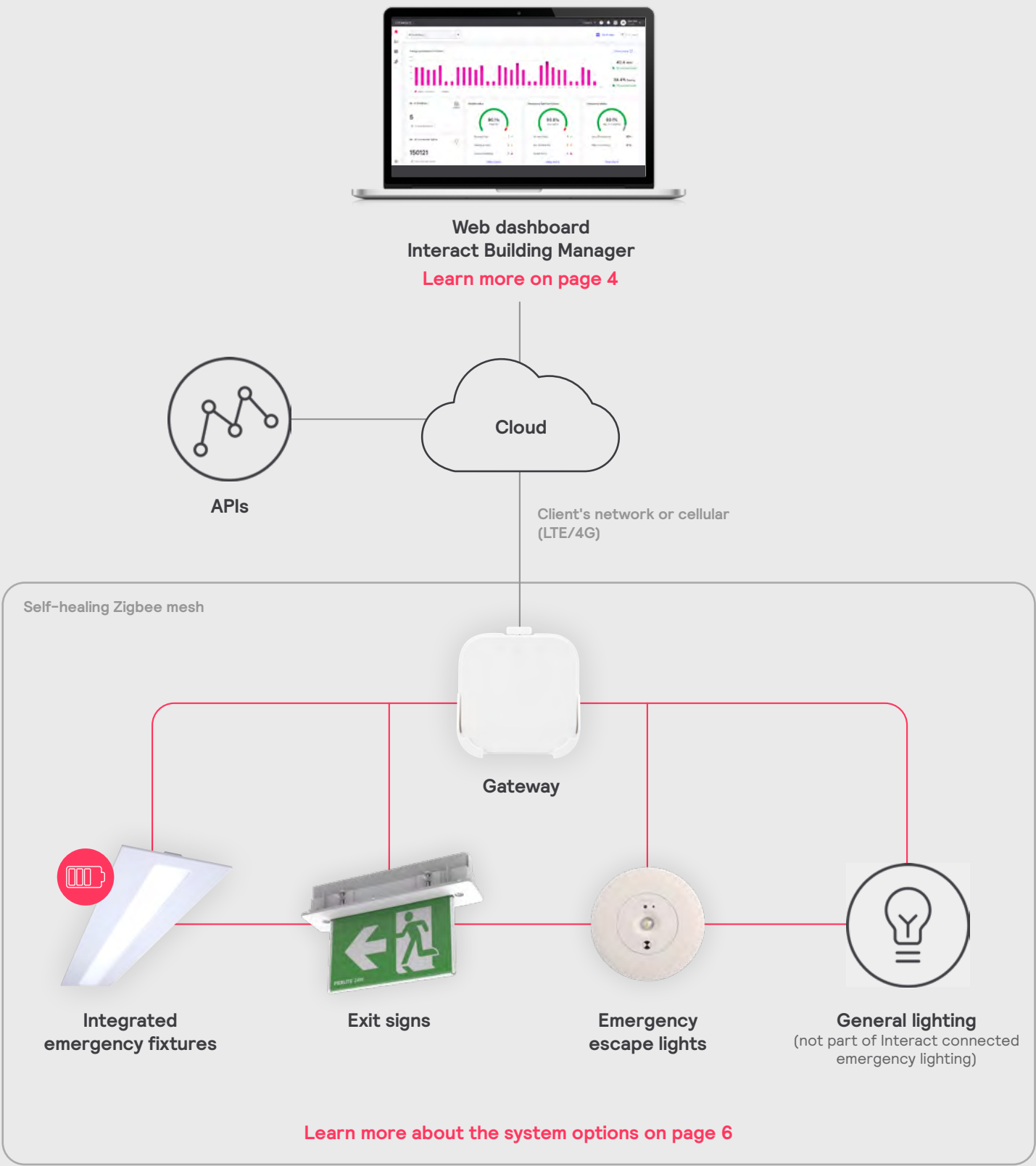
Save time
No more time-consuming manual checks and minimized human error
- 

Hassle-free
Automated testing and reporting via the secure, web-based dashboard
- 

Peace of mind
Helps achieve local regulatory compliance
- 

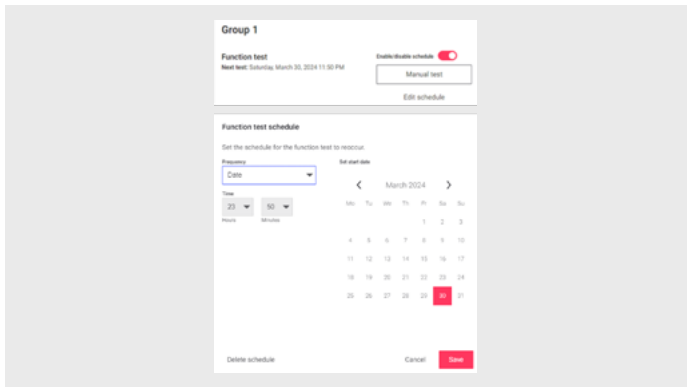
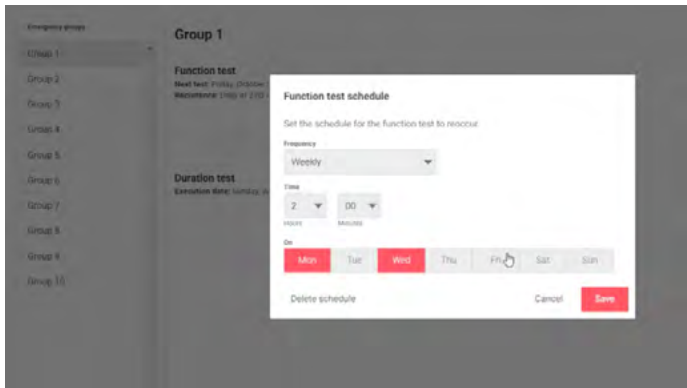
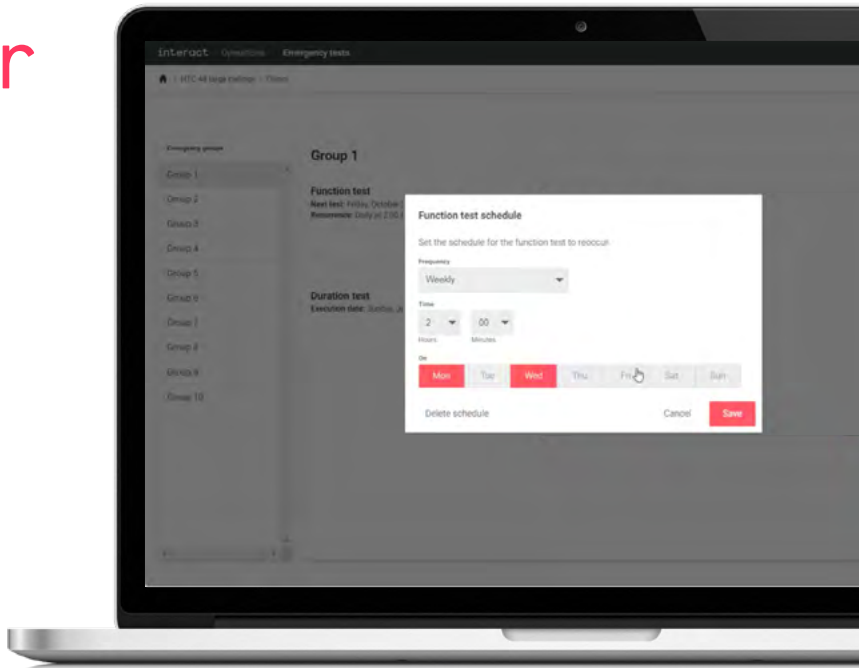
Routine testing
Support maintaining compliance with safety regulations and contribute to an effective evacuation process

How it works



Your dashboard: The Interact Building Manager

The Interact Building Manager is every building manager’s dream. From scheduling automated function tests to downloading reports and monitoring general and emergency lights in a single floorplan view—this web-based dashboard makes emergency lighting management and proof-testing effortless.



Automated testing

- Schedule function tests to ensure consistent performance
- Flexible timing options: Choose between daily, weekly, or specific calendar dates
- Customizable schedules: Enable, disable, or edit schedules
- Stay informed: View the next scheduled execution date at a glance

Duration tests

- Easily initiate manual tests or set up automated schedules
- Enable, disable duration test schedules to align with your needs
- Set calendar schedules for specific future dates
- View the next scheduled execution date

Download reports

Get detailed reports in your preferred format — PDF for compliance or CSV for analysis.

Reported failures

- Circuit failure
- Battery failure
- Battery duration failure
- Emergency lamp failure
- Test interrupted
- Driver not available
- Multiple drivers detected
- No failure

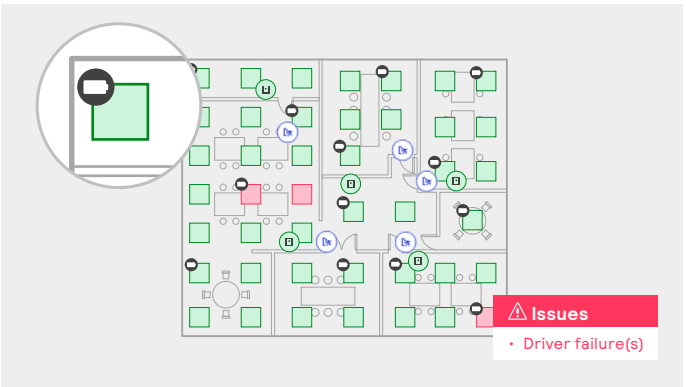
Light operation

Floor plan view

- Monitor general and emergency lights in floor plan view
- Emergency lights are distinctly highlighted with a battery icon for quick identification

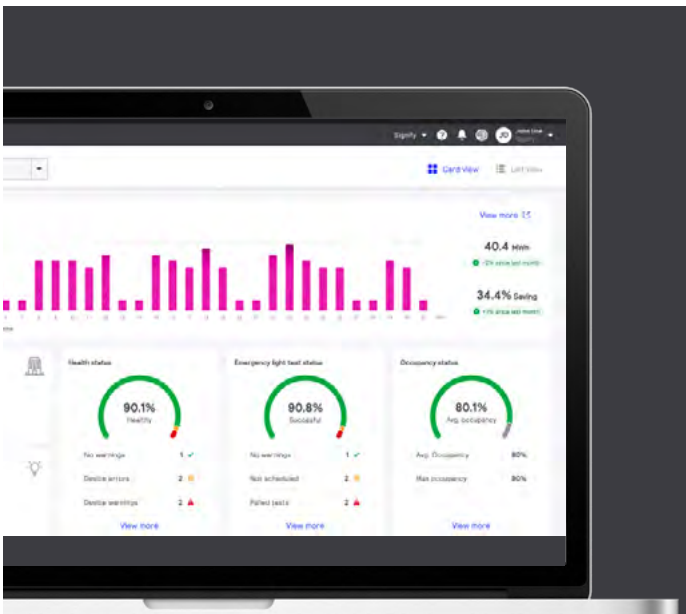
View failures in light operations

- Red highlight lights indicate faulty lights
- View details of the type of fault



General features

- Effortless control and scheduling: Manage emergency lights with switching, dimming, and customizable scenes
- Create general schedules – emergency and non-emergency can be clubbed together
- Comprehensive energy consumption charts to gain insights at building or floor levels
- Light control (Switching/dimming, recall scenes)
- Multiple user roles with different authorization levels (including expert role (admin), facility manager, installer, operator)



One system, four options

Option 1 Connected general lighting with integrated emergency lighting functionality


General lighting fixtures (e.g. panels and troffers) with emergency lighting capabilities and integrated sensors can double as general and emergency lights. With this integrated approach occupancy sensing and daylight dimming can be combined with emergency lighting.

As a result, there's no need to install additional emergency lighting fixtures, creating a cleaner, more streamlined ceiling appearance.



Option 3 Connected general lighting plus dedicated emergency lighting

Add exit signs and emergency escape lights with integrated wireless connectivity to an existing Interact system. Enables control, management and monitoring of all lighting needs in one single, simple solution.



Option 2 DALI integration using DALI extender and sensors for general and emergency lights


DALI emergency fixtures, exit signs and emergency escape lights (even third-party ones) can be equipped with a DALI extender and sensor to integrate into the system.*

The sensor enables remote emergency testing capabilities. It can be ceiling mounted through the CMP mounting accessory. All our DALI emergency lights have been pre-validated through compliance testing.




Option 4 Standalone connected emergency lighting

Exit signs and emergency escape lights can be installed exclusively in a project without the need to add functional lighting. This enables easy retrofit solutions for existing buildings.



All Interact connected emergency lighting integrations work seamlessly with the Interact Ready portfolios of Pierlite and Philips emergency lighting fixtures and controls.

Discover the full ranges at:
pierlite.com.au and philips-lighting.com



Learn more about Interact

www.interact-lighting.com/

© 2025 Signify Holding. All rights reserved. The information provided herein is subject to change, without notice. Signify does not give any representation or warranty as to the accuracy or completeness of the information included herein and shall not be liable for any action in reliance thereon. The information presented in this document is not intended as any commercial offer and does not form part of any quotation or contract, unless otherwise agreed by Signify.

All trademarks are owned by Signify Holding or their respective owners.

interact