

PHILIPS

Interact Ready
Switch Relay

RFSR10



Specification Sheet

RFSR10

Interact Ready Switch Relay

- Output control loads up to 20 A general purpose, 16 A electronic ballasts or 1.12 kW (1.5 hp) motor loads
- 0-10V dimming control
- Plenum rated design with easy junction box mounting
- Universal voltage input (120 V to 347 V)
- Fails safe to 70% if communications are lost
- Energy calculations available via Interact connected lighting system

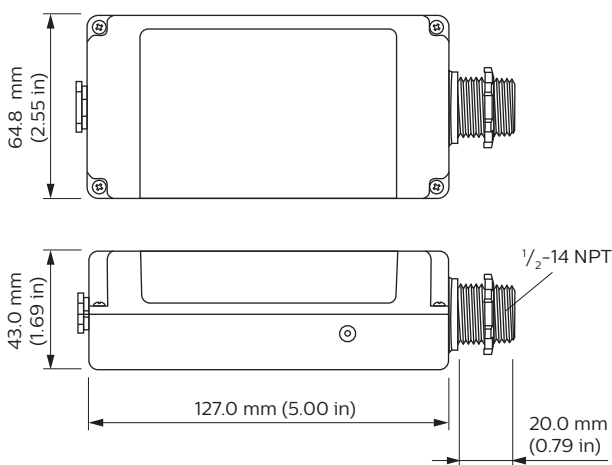
RFSR10

Product description

The RFSR10 Interact Ready Switch Relay with 0-10V control is an integral part of the Interact connected lighting system and offers a 120 to 347 Vac, 20 A zero crossing relay control and continuous 0-10V dimming control of LED and non LED loads.

The relay switchpack with 0-10V control also supports 20 A plug load control. The RFSR10 is powered by the 120 to 347 Vac circuit, it is controlling and provides simple 1/2" knockout mounting. The relay switchpack with 0-10V control operates on a wireless mesh network based on IEEE 802.15.4 standards.

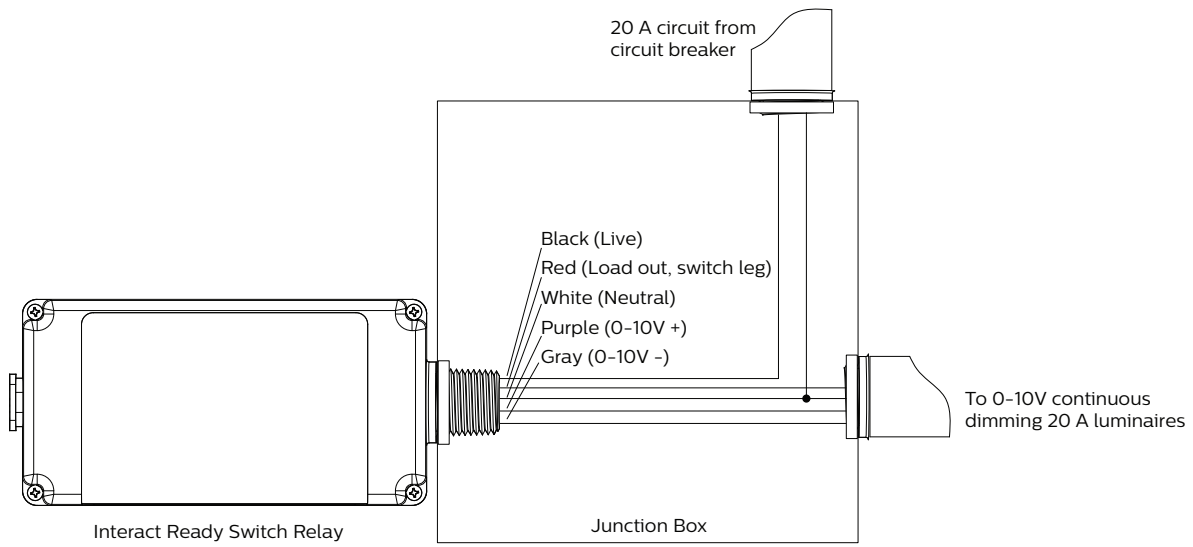
Dimensions



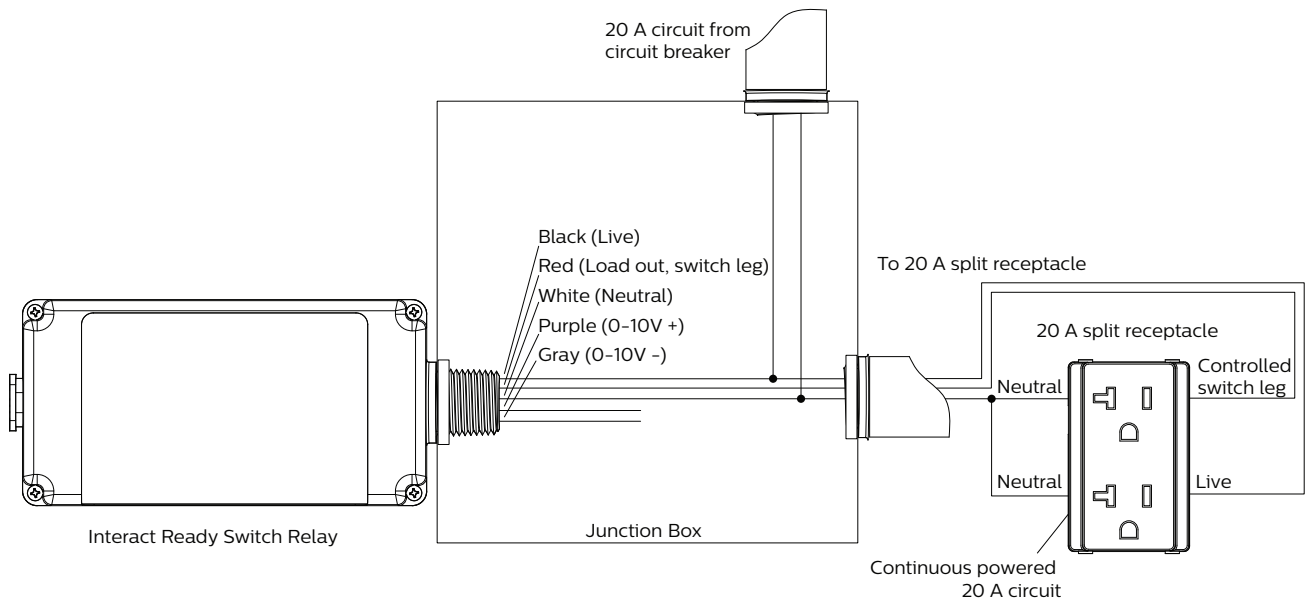
Features and benefits

- Requires a Wireless Gateway for full functionality.
- The built-in relay is used to control plug loads or luminaires that are not equipped with a transceiver.
- Designed to operate on mains input voltages from 120 to 347 Vac.
- Output can be switched ON/OFF by relay switching with Advanced Zero Crossing technology. This allows for higher loads to be switched ON/OFF.
- Provides simple 1/2" knockout mounting.
- The device is Interact ready and can be easily linked to a wireless standalone or connected lighting system.
- The device is easy to install and use. Additional information is available in the appropriate installation instructions.
- Designed with safety in mind: when communication is lost, the connected devices switch ON and the dimmer is set to a 70% light level.

Wiring diagram 0-10V dimming luminaire



Wiring diagram split receptacle



Specifications

Electrical

Supply options

Input voltage	120 to 347 Vac \pm 10%, 50/60 Hz
Power consumption	Max. 6.9 W

Output

General purpose	120/347 Vac, 20 A
Electronic ballast (LED load)	120/347 Vac, 16 A
Single class 2 0-10V dimming output (IEC 60929 Annex E)	sinks max. 0.12 A (max. 40 μ A leakage to line)
0-10V output	up to 60 outputs with each a max. 2 mA load

Wireless

MRadio frequentie	2.4 GHz
Standard	IEEE 802.15.4
Transmitter power	+10 dBm

Range

Line of sight	46 m (150 ft)
Indoors	15 m (50 ft) with two walls between the devices

Physical

Dimensions (length, width, height)	155.0 x 64.8 x 43.0 mm (6.10 x 2.55 x 1.69 in)
Weight	223 g (0.492 lb)
Housing	Medium impact injection molded housing. ABS resin with 5VA flame rating. Plenum rated for external junction box mounting with Teflon coated leads.
Color	Matte white
Mounting	Mounts to the side of a 102 mm (4") square box via 13 mm ($\frac{1}{2}$ ") knockout

Environment

Temperature (operating)	0 to 40 °C (32 to 104 °F)
Relative humidity	10 to 90%, non-condensing
Temperature (storage)	0 to 70 °C (32 to 158 °F)

Compliances and approvals

Certifications	UL, FCC
Manufacturing	ISO 9001
Requirements	ASHRAE Standard 90.1, IECC, CEC



Packing Data

Type	Dimensions	Qty/Box	Material	Weight (net)	Weight (gross)
RFSR10	155.0 x 64.8 x 43.0 mm (6.10 x 2.55 x 1.69 in)	1	Cardboard	223 g (0.492 lb)	261 g (0.576 lb)

Ordering data

Type	MOQ	Ordering number	UPC code level 1	UPC code level 3	Catalog code
RFSR10 Interact Ready Switch Relay	1	9137 010 57113	046677571849	50046677571844	RFSR10

© 2021 Signify Holding. All rights reserved. Specifications are subject to change without notice. No representation or warranty as to the accuracy or completeness of the information included herein is given and any liability for any action in reliance thereon is disclaimed. Philips and the Philips Shield Emblem are registered trademarks of Koninklijke Philips N.V. All other trademarks are owned by Signify Holding or their respective owners.

