

# interact Landmark



Hernando de Soto Bridge, USA  
Photography: Mighty Lights

## Make your landmark shine, with a swipe on your smartphone

Interact Landmark Scene management – for smartphone, tablet and PC

### Light up the spirit of your city

Create an appealing city identity, build civic pride and attract tourists by illuminating your buildings, monuments and bridges. Monitor dynamic architectural lighting assets, manage scenes, and measure the social impact your installation has using Interact Landmark software and system. We make it easy to create and initiate light shows from anywhere, while simplifying maintenance to protect your investment.

### Scene management just got better

Interact Landmark Scene management's content app is a cloud-based app that makes it easy to quickly and effortlessly change architectural lighting shows and scenes.

- Remote content management: remotely change your landmark's lighting to suit any occasion
- Cloud-enabled: securely access the app via smartphone, tablet or PC – without the need for a company network or VPN
- Color picker/white picker: choose any color or shade of white and apply it to the entire site or specific sections

- Start preprogrammed shows, scenes and timelines instantly at the touch of a screen
- Multisite content management: manage multiple installations, and trigger them simultaneously from anywhere in the world via 'virtual buttons'
- Calendar schedules: view when scenes and shows are scheduled
- Flexible user management: create custom user profiles with access privileges, for any particular site and with specific feature permissions

### Secure and simple connectivity

Securely access the content app with your smartphone, tablet or PC, from anywhere in the world using an internet connection. The Content app (part of Scene management) is simple, quick to set up and works with Color Kinetics' Light System Manager or Pharos controllers.

Scene management software uses VPN tunnels, SSH, MQTT, HTTP and advanced encryption techniques. Our systems are secure and are designed to IEC 62443 cybersecurity standards. Additionally, you can customize user profiles and manage access privileges for total peace of mind.

## Content app setup

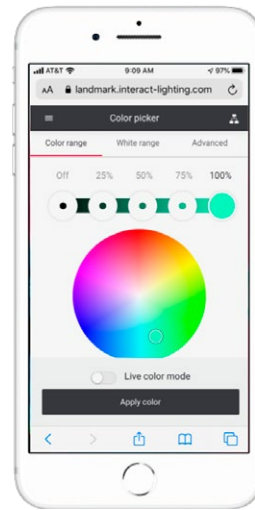
Just three simple steps:

- Step 1 Create an Interact Landmark account.
- Step 2 Create a site and register your controller.
- Step 3 Connect your controller to the cloud.

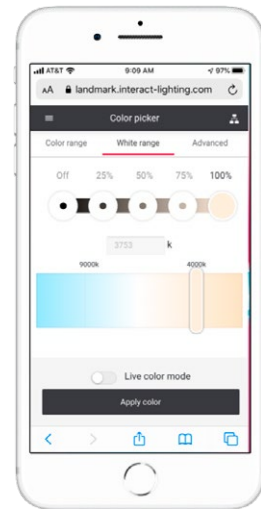
It's that simple.

## 16 million colors at your fingertips

Pick the perfect color or shade of white.

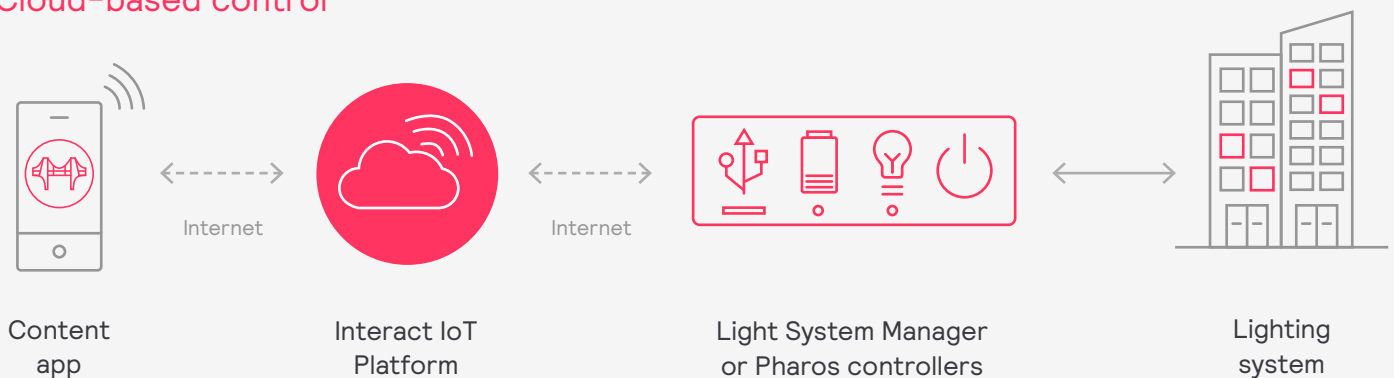


Color picker



White picker

## Cloud-based control



### Lighting asset management

Interact Landmark Lighting asset management is the smart way to ensure architectural lighting is always performing at its best while simplifying maintenance. Use the remote Monitor app to keep an eye on system status, while visually tracking your changes in real time with the Camera app.



### Social impact app

Monitor, measure and analyze the social impact your installation has on its citizens and tourists. The app collects data from over 180 sources in more than 200 languages, and you'll even be alerted to negative feedback.