



interact

## The smart choice in smart lighting

### How can businesses benefit from smart lighting?


Smart lighting allows to automate lighting, personalize light settings and capture data to optimize operations. In this way, it can enhance comfort, wellbeing and productivity, all while boosting energy savings and contributing to the achievement of sustainability targets.

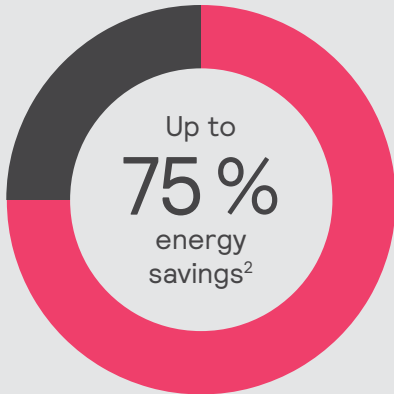

The new Interact Pro system makes it easier than ever to enjoy the benefits of smart lighting. It's a cost-efficient and wireless solution for every step of your customer's smart lighting journey: starting with just lights and an app, while gaining more benefits by simply adding a gateway. The system is fully scalable, so it's always possible to upgrade later when business requirements change, without the need to replace light points – allowing SME's to upgrade their lighting from smart to super-smart.

### Wherever you work, it works

- Perfect for projects of all sizes and scope
- No restriction on light points – ideal for offices, industrial sites, warehouses, schools and many more application areas
- Works with a wide range of Philips Interact Ready lamps and luminaires, smart sensors and switches to cover all application needs

One system, three tiers –  
each providing the best solution for  
every customer's need.





<sup>1</sup>Vs legacy systems based on installer interviews

<sup>2</sup>By upgrading to LED with advanced lighting controls.  
Source: Building Energy Exchange 2017

## Step 1: Start simple and lay the foundation

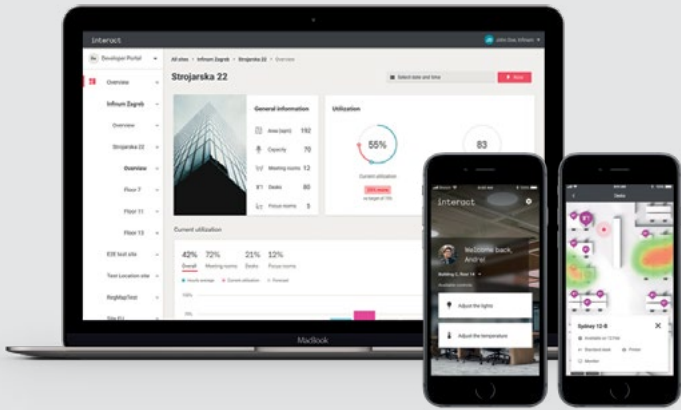
- Install smart luminaires and lamps that contain an occupancy or daylight sensor.
- Simply connect the Philips Interact Ready luminaires and lamps with the intuitive Interact Pro app through a Bluetooth connection.
- Add sensors, switches or connector blocks for 3rd party light sources.
- Set-up is simple and straightforward: no need for additional wiring or access to the building's internet connection.
- Reduce labor and material cost, saving up to 80% in total (calculated for a project of 100 luminaires: 10% labor, 35% materials, 35% commissioning costs).<sup>1</sup>
- Examples of work that can be avoided:
  - Labor: pulling wires, behind the ceiling work, plastering, repaint, drilling, tubing
  - Materials: wiring, connectors, gutters, tubes
- Save up to 75% energy by upgrading to LED with advanced lighting controls like the granular dimming feature that lets sensors automatically adjust lighting to occupancy patterns and natural light levels.

## Step 2: Scale up for more benefits by adding a gateway

- Get access to cloud-based benefits and functionality, including regular feature updates.
- Create light schedules and easily manage light scenes via smartphone for user comfort and energy savings
- Multiple user devices can connect to the gateway to change light settings and schedules (mobile & desktop)
- Get remote access to real time lighting usage, energy consumption and scene adaptation for improved business operations
- Dashboard with lifetime and health of installed light points for efficient post-installation service, insurance of correctly running system and avoidance of system outages.
- Get a clear overview of all installed projects and users.



See the next page for step 3



### Step 3: Tap the full potential of the IoT

- Get access to occupancy, asset health and environmental sensing data.
- Optimize workspace quality, improve safety and productivity and boost employee engagement – even across multi-sites.
- Unlock more savings and link to other IoT applications with BMS integration.
- Minimize waste with real time way-finding and desk/room booking tools.

Give your company a competitive advantage and become a certified system integrator for the Enterprise tier. Contact us for more information.

### Functionalities overview

	Foundation	Advanced	Enterprise
Sensor/switch control	✓	✓	✓
Scenes	✓	✓	✓
App control by one user	✓	✓	✓
App control by multiple users		✓	✓
Scheduling		✓	✓
Energy reporting		✓	✓
Off-site control		✓	✓
Diagnostics (off-site)		✓	✓
Feature updates		✓	✓
Multi-site dashboards on energy and occupancy data			✓
Space management web application			✓
Productivity mobile application			✓
Integration with building management system			✓
Emergency feedback and monitoring			✓

Learn more about the benefits of the Interact Pro system at:  
[www.interact-lighting.com/pro](http://www.interact-lighting.com/pro)

# System building blocks

Foundation tier		Advanced tier		
Interact Pro app		Interact Pro app	Interact wireless gateway (LCN 1840/05)	Interact Pro portal

Enterprise tier			
Interact wireless gateway (LCN 1850/05)	Building connectivity bridge (LCN 1860/05)	Interact web software application	Mobile apps Workspace and Space management

**interact ready.** lighting available from

## PHILIPS

Philips CoreLine batten	Philips CoreLine downlight	Philips CoreLine highbay	Philips CoreLine panel	Philips CoreLine recessed	Philips CoreLine slim downlight	Philips CoreLine surface-mounted
Philips CoreLine trunking	Philips CoreLine waterproof	Philips FlexBlend	Philips GentleSpace	Philips GreenSpace	Philips LuxSpace	Philips MasterConnect LEDspot
Philips MasterConnect LEDtube	Philips Maxos Fusion	Philips Maxos Industry LED	Philips Pacific LED	Philips PowerBalance	Philips RF-DALI connector kit	Philips SlimBlend
Philips TrueLevel	Philips TrueLine	Philips Keyline	Philips wireless sensors (CM IP42 WH, IA CM WH 10/1, LCN3110/05, LCN3120/05)	Philips wireless switches (UID8470 & 8480)		

© 2021 Signify Holding. All rights reserved. The information provided herein is subject to change, without notice. Signify does not give any representation or warranty as to the accuracy or completeness of the information included herein and shall not be liable for any action in reliance thereon. The information presented in this document is not intended as any commercial offer and does not form part of any quotation or contract, unless otherwise agreed by Signify.

All trademarks are owned by Signify Holding or their respective owners.

