

interact

The simple way to Connected Lighting using Interact Pro as a scalable system

Get connected in five simple steps

With the installer friendly Interact Pro system, complete your project quickly, minimize maintenance workload and help your customers save energy.



Simple

Easy to
install, easy
to configure



Scalable

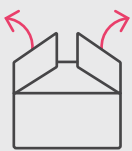
Adaptable
to your end
user's needs



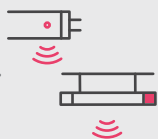
Wireless

No extra
wiring
needed

Learn more at: interact-lighting.com



1. Unbox



2. Install

Interact Ready
luminaires, retrofit
kits or lamps



3. Download Interact Pro app



4. Configure Interact Pro app to the system




5. Manage your project remotely by adding a gateway

The Interact Pro advantage

Installation savings

Limit installation efforts to 1:1 lighting changes from fluorescent to LED with luminaire level lighting controls.



No control wires and no ceiling access needed. No extra wiring, connectors, copper, or tubes.

With an intuitive App and IR based commissioning process, spend less time onsite for setups.



Create flexible wireless lighting zones and sensor behaviors to meet your customer's needs.

Maintenance savings



Easy maintenance insights with clear overview of all your installed projects on one dashboard.



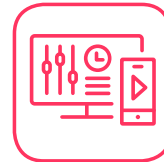
Easy-to-use toolbox with advanced features but low training effort.



Strengthen your competencies beyond LED conversion.



Get positive callbacks for additional business and recurring revenue.

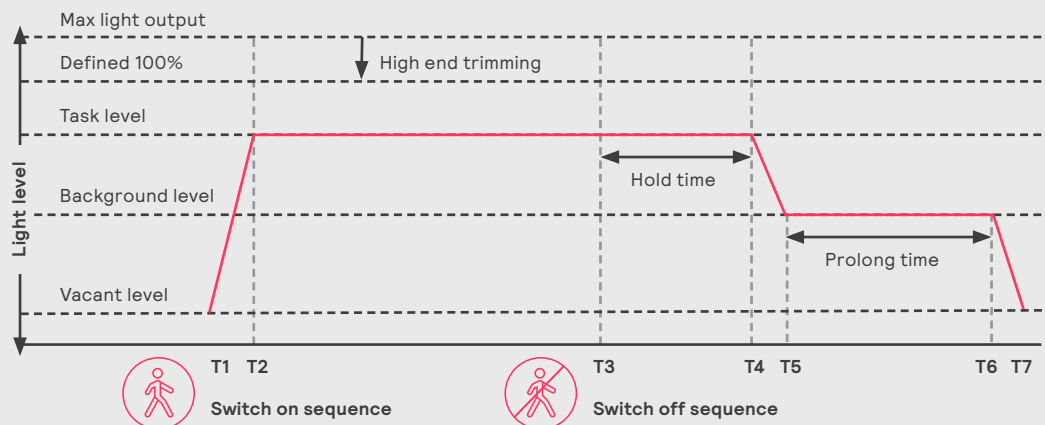
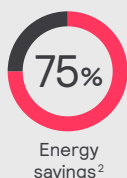


Optimize your service calls and operational margins with remote insights to reduce unnecessary field trips.



Become a trusted advisor supported by data.

Energy savings with unique system behavior



1. Versus legacy systems based on installer interviews.

2. Based on installation in the GSA-operated Metcalfe Federal Building located in Chicago, Illinois. This project was installed under the GSA Green Proving Ground Program. <https://www.assets.signify.com/is/content/Signify/Assets/philips-lighting/united-states/20201013-gpg-findings-integrated-with-alc.pdf>

The new secret weapon for your toolkit

The indispensable Interact Pro gateway

Each gateway can control 200 wireless devices. Multiple gateways can be used at a customer site for multiple floors, areas, and adjoining structures, but it's usefulness doesn't stop there. The Interact Pro gateway is not just a component of the systems that you install. It is also an essential tool for your toolkit.

Revolutionize your record keeping!

Automate your paperwork

Create installation reports with ease

Carry it from one site to another to download job info

Remove the gateway and take it to next site when done



Sample installation report

Installation summary – Customer XYZ

Installer details

Company name

Address

Email

Phone

Client details

Name

Address

Email

Phone

Installation details

Date: 8/01/2021

Installers:
John Doe
Jane Smith

Project information

Gateway information

Name

—

MAC Address

00:00:00:00:00:00

Firmware version

6.2.20

Lighting groups and control parameters

Group

Classroom 100

Classroom 101

...

Behavior

Area Auto On Auto Off

Area Auto On Auto Off

...

Hold time

5 minutes

5 minutes

...

Task tuning

100%

100%

...

Lighting groups and devices

Group

Classroom 100

Zone

Standalone Lights

Controls

Model

SNS210IA

Occupancy Sensor

ZGP Wall Switch

Amount

6

6

1

Group

Classroom 101

Zone

Standalone Lights

Controls

Model

SNS210IA

Occupancy Sensor

ZGP Wall Switch

Amount

4

4

1

Report created on: 10/01/2021





How the connected lighting system comes together

Application example and controls sequence of operations



Example photo	Key image	Description
		Interact ready 2x4 troffers with wireless occupancy and daylight sensor
		Interact ready linear luminaires with wireless occupancy and daylight sensor
		Wireless scene switch (SWS200)

Wall stations

4 button preset scene switch

- **Scene 1:** All ON
- **Scene 2:** Configurable custom preset
- **Scene 3:** Configurable custom preset
- **Scene 4:** All OFF

Sequence of operation

- 1**
LED fixtures with integrated wireless occupancy and daylight sensors
- 2**
Reduce maximum light output by high end trim setting (configurable range from 100% to 0%)
- 3**
Configure lights for **Auto On** or **Manual ON** to **Task Level** (task level configurable range from 100% - 0%)
- 4**
Automatically shut off lights after configurable sensor timeouts



For more information
download the Interact
Pro Application guide

Multiple choices



Simply replace existing fluorescent luminaire with Interact Ready lighting. Choose from a comprehensive offering; lamps, retrofit kits, and luminaires. Interact is now part of Signify's Ready to Go Program.

The Interact Pro contractor authorization program

To learn more and become an authorized Interact Pro contractor register and complete the training modules at: www.signify.com/learningcenter

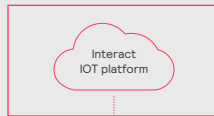
Wireless connected lighting with smart luminaires, retrofit kits, & lamps



Interact Pro contractor training program



Intro to Interact Pro



Technical Design



Commissioning

Additional learning resources




Interact Pro commercial training for Small and Medium Enterprises



Interact Pro technical training for Foundation and Advanced levels



Interact Pro building blocks and devices



Interact Pro explained



Signify Indoor Wireless Controls Solutions



Interact Pro for Small and Medium Enterprises

Day-Brite
by Signify

LEDALITE
by Signify

LIGHTOLIER
by Signify

PHILIPS

interact
ready.

➤ **Questions about Interact? Contact us directly.**

<https://www.interact-lighting.com/en-us/get-in-touch>

General inquiries: 1-833-468-7776, Field support: 1-800-555-0050 (Monday – Friday, 8am – 8pm EST)

© 2022 Signify Holding. All rights reserved. The information provided herein is subject to change, without notice. Signify does not give any representation or warranty as to the accuracy or completeness of the information included herein and shall not be liable for any action in reliance thereon. The information presented in this document is not intended as any commercial offer and does not form part of any quotation or contract, unless otherwise agreed by Signify.

interact