



PHILIPS

CoralCare Gen2



Technical
datasheet

It's **more than light,** because it's **more than** **an aquarium**

Innovative LED lighting, designed to achieve an ideal balance of coral growth, natural reef appearance and natural light patterns.

Specifications



Specifications:

- 170W
- 120V (US)
- 220-240V (Europe)
- 50-60 Hz
- Dimmable
- IP65
- 7 kg


Based on user experience tests with aquaria depths up to 1m / 39.37"/po:

- Surface coverage SPS reef: 80x60cm / 31.50x23.62"/po
- Surface coverage LPS reef: 90x70cm / 35.43x27.56"/po
- Surface coverage mixed reef: 100x80cm / 39.37x31.50"/po
- Min. distance between fixture and water surface: 15cm / 5.91"/po

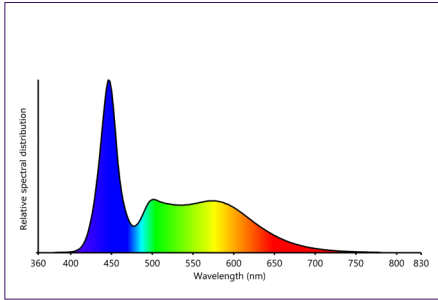
After 1 hour stabilization time (EU version measured in integrating sphere and goniometer)

Maximum current per LED (channel)	738mA
Luminous flux	7706 Lm
Irradiance	48.6W optical power
Color temperature	from natural daylight to saturated blue
WPE (system)	29%
100% Light output color point	X=0.209, Y=0.153

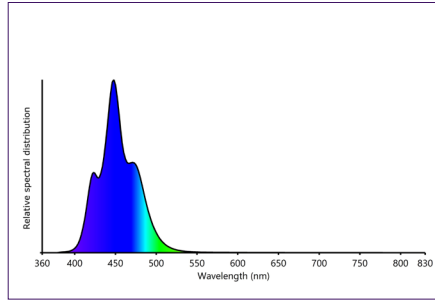
LED brand	Lumileds
LED #	68
LED type	12x Luxeon C Blue 470nm 22x Luxeon C Royal Blue 450nm 4x Luxeon C PC-Amber 4x Luxeon C Cyan 490nm 6x Luxeon UV U1 415nm 20x Luxeon V2 6500k
Channel 1	4x Luxeon C PC-Amber 4x Luxeon C Cyan 490nm 20x Luxeon V2 6500k 6x Luxeon C Royal Blue 450nm
Channel 2	12x Luxeon C Blue 470nm 6x Luxeon UV U1 415nm 16x Luxeon C Royal Blue 450nm



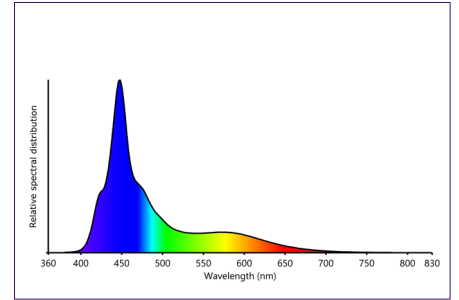
Spectral and Light distribution



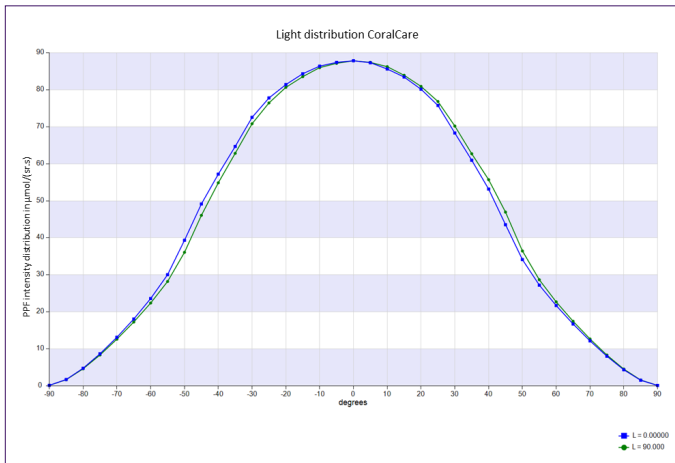
Spectrum – channel 1



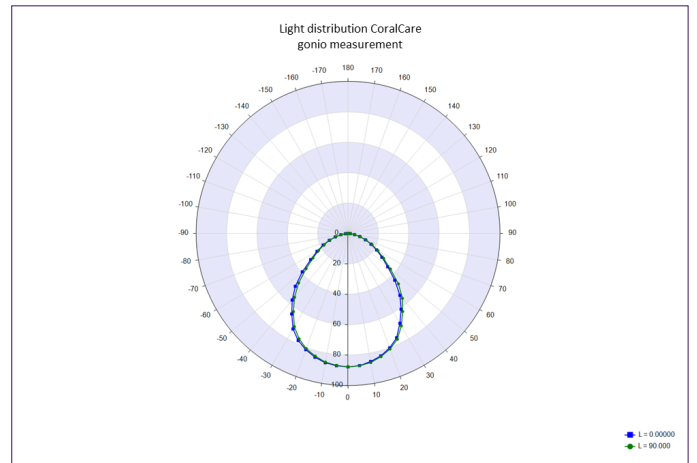
Spectrum – channel 2



Spectrum – 2 channels combined



Light distribution



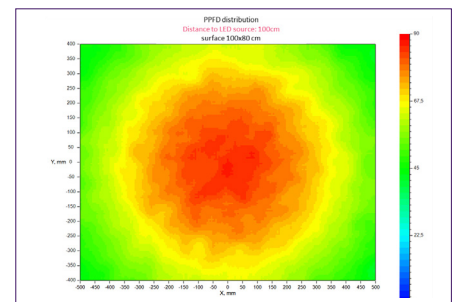
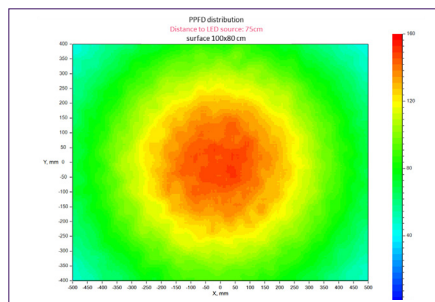
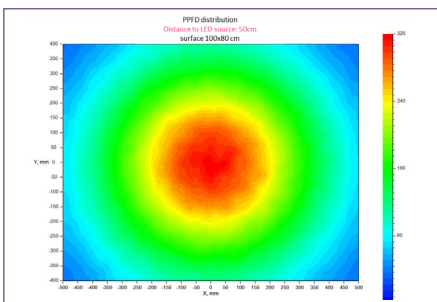
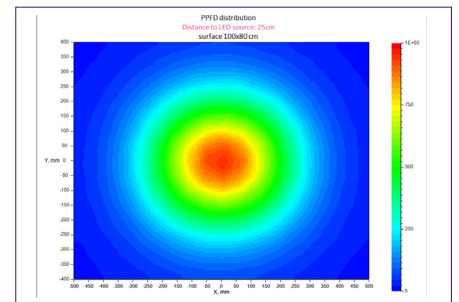
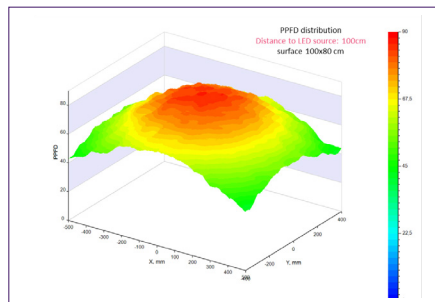
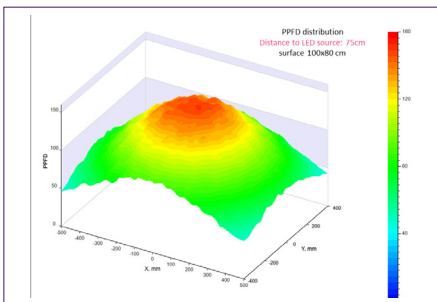
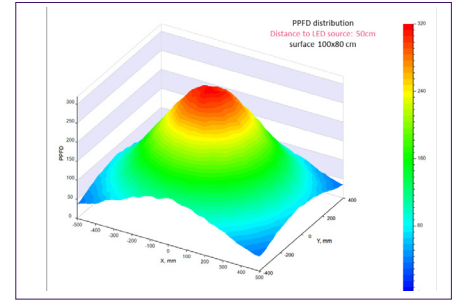
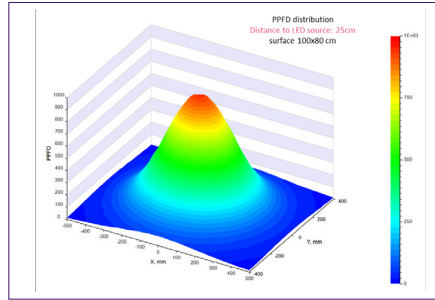
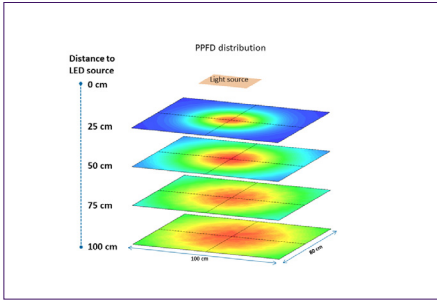
Light distribution – Gonio

PAR plots and landscape free air

Modeled in free air condition

PPFD Landscape 100x80cm (39.37x31.50"/po) observed

at 25, 50, 75 and 100cm (9.84, 19.69, 29.53 and 39.37"/po) distance to source



PAR plots and **landspace** in aquarium

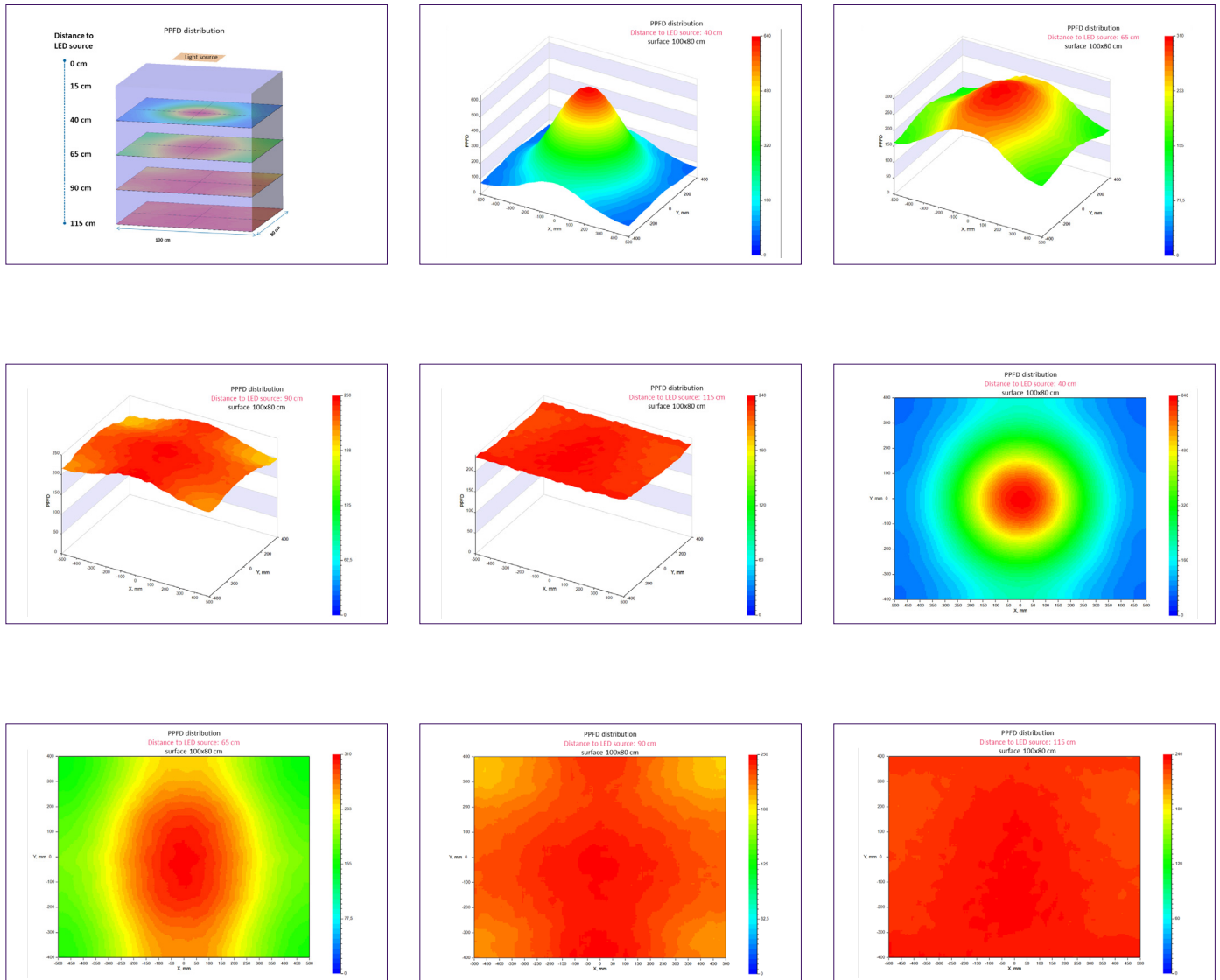
Modeled with defined water volume (100x100x80cm (39.37x39.37x31.50"/po) - HxWxD)

Assumed smooth surfaces (no wave effects)

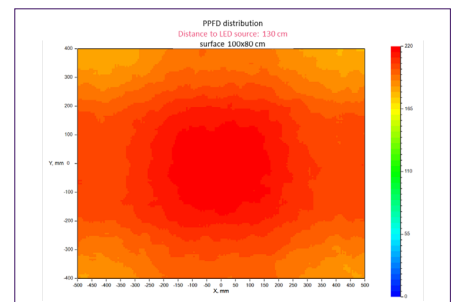
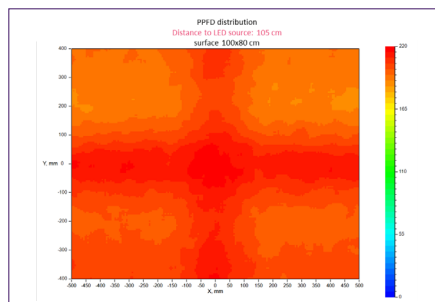
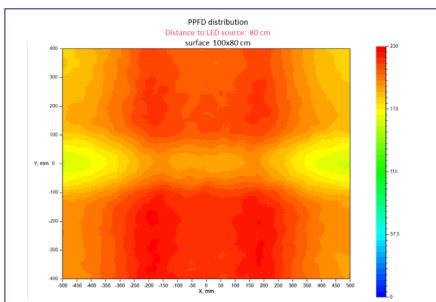
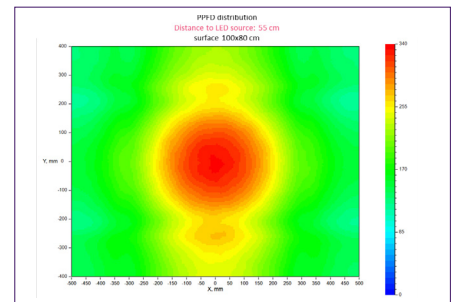
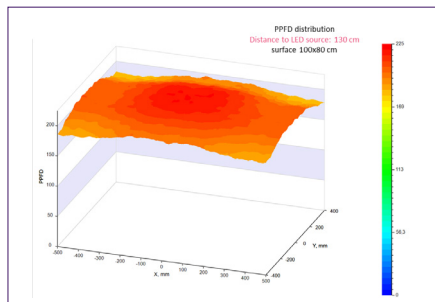
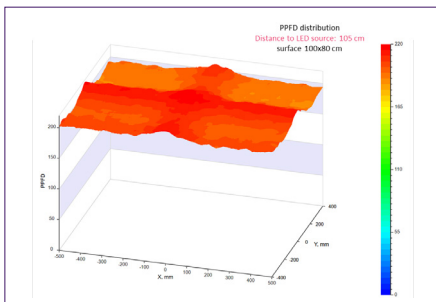
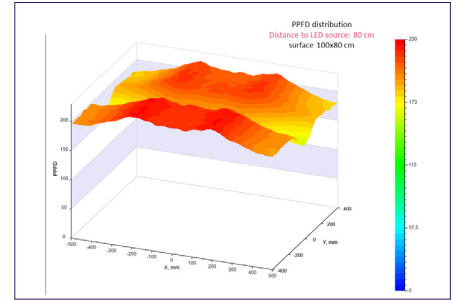
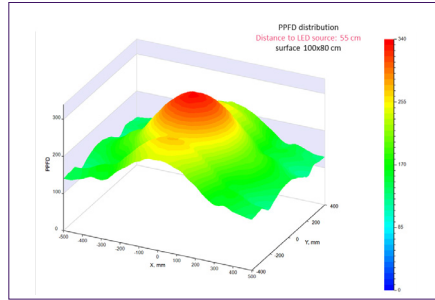
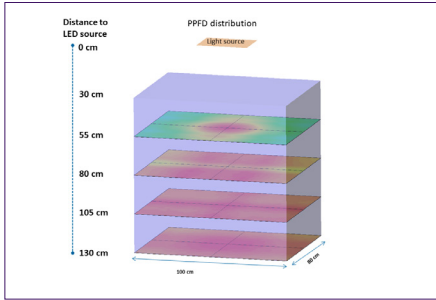
Bottom side of aquarium is 100% absorbing (no upward reflections)

PPFD landscape 100x80cm (39.37x31.50"/po) observed at 25, 50, 75 and 100cm (9.84, 19.69, 29.53 and 39.37"/po) water depth

- Distance between lamp and water surface: 15cm (5.90"/po)



- Distance between lamp and water surface: 30cm (11.81"/po)







© 2020 Signify Holding. All rights reserved. The information provided herein is subject to change, without notice. Signify does not give any representation or warranty as to the accuracy or completeness of the information included herein and shall not be liable for any action in reliance thereon. The information presented in this document is not intended as any commercial offer and does not form part of any quotation or contract, unless otherwise agreed by Signify.

Philips and the Philips Shield Emblem are registered trademarks of Koninklijke Philips N.V. All other trademarks are owned by Signify Holding or their respective owners.

www.philips.com/coralcare
3222 635 72208