

PHILIPS

LuxSpace Elite Downlight

 Smart

 Scalable

 Sustainable

interact ready.

Future ready your business with **smart office lighting**





Professionals count on the **NEW LuxSpace Elite** CRI90 Downlight

Today's businesses strive to optimise the performance of energy resources to reduce operating costs and meet sustainability targets. Energy savings are a definite priority and can be implemented in ways that still create ideal office environments in which employees can be their most productive, or comfortable surroundings in which customers can enjoy shopping experiences.

Philips LuxSpace luminaires provide the perfect balance of light comfort, functional design, and energy efficiency without compromising lighting performance (colour rendering and colour uniformity).

LuxSpace offers a variety of options for creating the desired ambience, no matter the application. Additionally, the feeling of health and wellbeing in office environments is further supported through the inclusion of tunable white variants in the range.*

- ✓ CRI90 / R9 \geq 50
- ✓ UGR <19 - low Unified Glare Rating providing light comfort
- ✓ 3 colour temperatures and 'tunable white'* for perfect ambience
- ✓ Available in four cutout sizes from 100-200mm with flux of 600-2000lm provides flexibility in lighting design
- ✓ Comes pre-installed with flex & plug for ease of installation

 • CRI90 / R9 \geq 50

 • 3K, 3.5K, 4K CCT's

 • Four cutout sizes

 • Dali
• Connected Interact Pro
• Tunable White

 • 90,000hrs/L85

 • IP54

Specifications – LuxSpace Elite CRI90

MODEL	LUXSPACE DOWNLIGHT (DN5xxB)				
Type	DN588B LED6	DN589B LED10	DN590B LED15	DN591B LED15	DN591B LED20
Rated Power (W)	7.7	11.7	15.8	14.7	20
System Lumens (min. lm)	648	1108	1551	1634	2139
System Efficacy (lm/W)	84.2	94.7	98.2	111.2	107.0
Colour Temperature	3000K / 3500K / 4000K, Tunable White*				
Mounting type (Cutout)	Recessed, 100mm	Recessed, 125mm, 150mm	Recessed, 125mm, 150mm	Recessed, 200mm	Recessed, 200mm
Input Voltage	220-240V, 50/60Hz				
Electrical Class	Class II				
Driver Type	PSD-Dali, WIA-Wireless, Tunable White DALI 209 (DALI Type 8)				
Rated Lifetime	90,000hrs/L85 (based on TM21 Calculation)				
Electrical Connection	Flex & Plug supplied				
SDCM	SDCM < 3				
CRI	CRI90 / R9 ≥ 50				
IP / IK rating	IP20, IP54 (available in LED10, D125 and LED15, D150)				
Unified Glare Rating	UGR 19				
Material	Housing: diecast aluminium				
Reflector	C (Facetted, specular), M (Matte, aluminium, ETO = Engineered To Order, available on request)				
Housing Colour	RAL 9003 White				
Warranty	5 Years				

*Coming Soon

Flicker free

Philips Office Elite Products utilise industry best LED drivers that deliver flicker free performance and no stroboscopic effect².


¹ Additionally the Dali standard specifies 8 bit (256 discrete light levels) that can introduce the appearance of Flicker during transitions (dynamic dimming). Dimming performance is improved with Elite Luminaires by the addition of further bits totalling 32,000 (15bit). These interpolated dimming levels protect against flicker artefacts during light level transitions.

² In the absence of compulsory standards Philips Lighting opted to use the accepted test methods according to IEC TR 61547-1 [1] (Flicker) and IEC TR 61547-1 [5] (Stroboscopic Effect) with the following limits: PstLM ≤ 0.5 and SVM ≤ 1.

Receptions, Waiting Areas

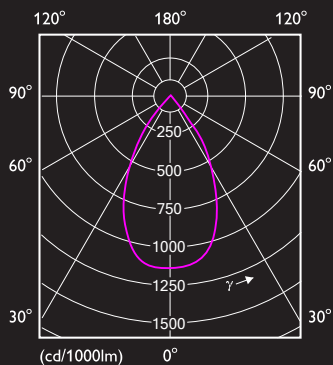


Aged Care, Hospitals

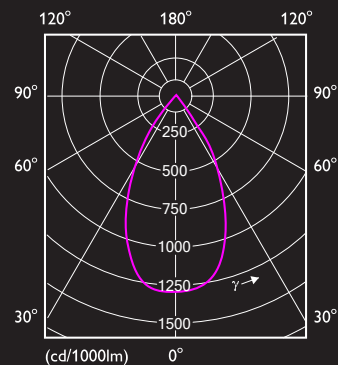


Polar intensity

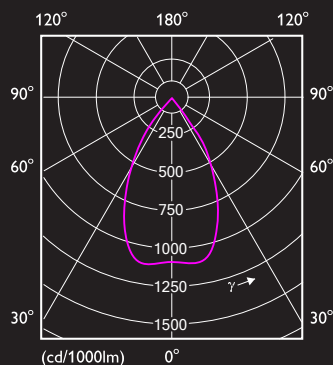
DN588B
LED6 (D100)



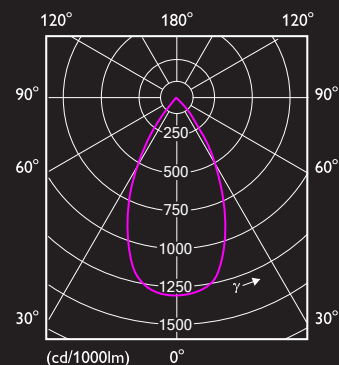
DN589B
LED10 (D125)



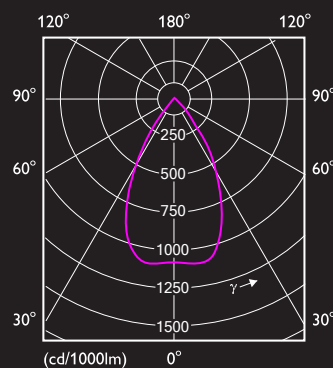
DN589B
LED10 (D150)



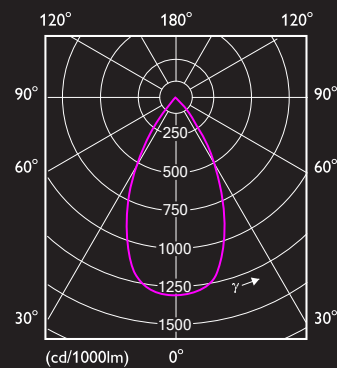
DN590B
LED15 (D125)



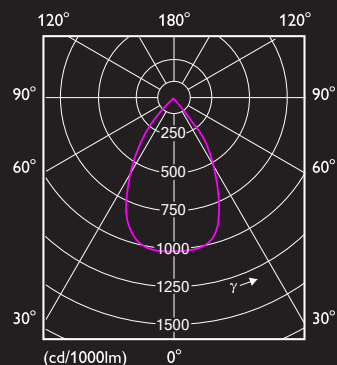
DN590B
LED15 (D150)



DN591B
LED15 (D200)



DN591B
LED20 (D200)





Control Options

Dali

A reliable constant current Dali Driver is supplied standard with the LuxSpace Elite, to provide the stable lumen output and light quality that lighting specifiers and architects' demand. The dimming range is between 1-100%, the nominal life is 50,000 hours, and the driver interfaces with DALI and Touch & Dim control systems.

Lighting control made easy with Dynalite

The Philips Dynalite control platform benefits from 30 years of experience in delivering superior lighting control solutions. Dynalite manages all DALI luminaires, Tunable White recipes to create better environments, and occupancy strategies to maximise the efficiency of workspaces. This takes place seamlessly through multiple control components and the distributed intelligence defining relationships within the system architecture. Reporting and monitoring of the network via Dynalite System Manager software not only provides insights into the operation but also DALI reporting - giving the client the necessary tools to effectively manage the intelligent building.

Tunable WHITE (Dali 208/209)

Human Centric Lighting can lead to enhanced concentration and increased productivity. When indoor lighting is matching natural circadian rhythms, this can enhance a sense of well-being, and Melanopic Light can be shown to improve sleep patterns. The CCT range is (2700°k to 6500°k). The Tunable White concepts are set to revolutionise the way we work.

interact Pro scalable system

Connectivity is everything...it is everywhere...it is the future

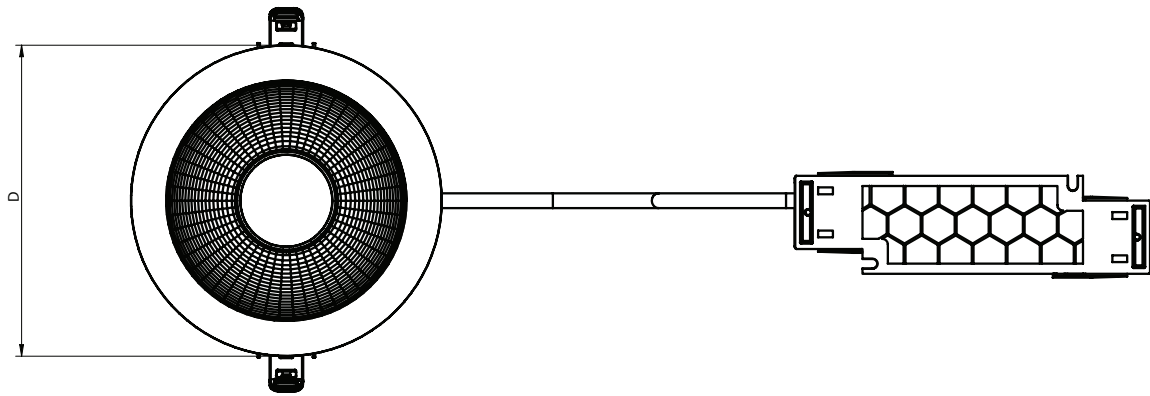


Interact Pro scalable system allows you to safeguard your day 1 investment and scales up easily with your growing business needs, all without reworking your luminaires.

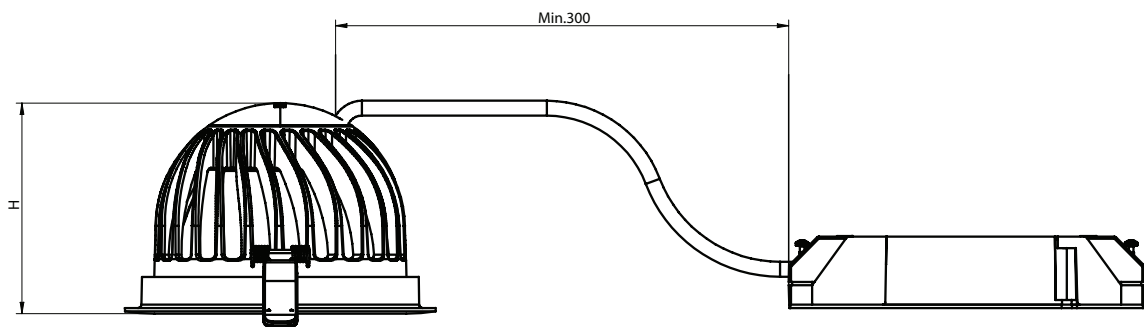
- Truly straightforward
- No restrictions on light points or building size
- Just add a gateway anytime and unlock more capabilities
- No need to change or swap sensors

Dimensions & Weights

Dimensions shown below are nominal measurements. Slight variations in dimensions may occur in production.



Diameter (D)



Height (H), Driver Cable-length (mm)



Luminaire with DALI driver



Xitanium DALI driver



Luminaire top view



Luminaire side view

TYPE	DN588B xx D100 xx	DN589B xx D125 xx	DN589B xx D150 xx	DN591B xx D200 xx
Cutout diameter (mm)	100-105	125-130	152-157	200-205
Diameter (D)	112	137	162	212
Height (mm)	68	90	100	130
Weight (Kg)	0.38	0.45	0.45	1.4

Order placement information

(ETO = Engineered To Order - these SKU's are available on request)

Order codes

4000K	12NC	Specification	
911401567271	DN588B LED6/940 PSD C D100 WH CAU	LuxSpace 4, recessed downlight, 600lm, CRI90, 4000K, DALI, faceted reflector, 100mm/4" cut out, white trim, medium beam, flex & plug	
911401567371	DN589B LED10/940 PSD C D125 WH CAU	LuxSpace 4, recessed downlight, 1000lm, CRI90, 4000K, DALI, faceted reflector, 125mm/5" cut out, white trim, medium beam, flex & plug	
911401567771	DN589B LED10/940 PSD C D125 WH WP CAU	LuxSpace 4, recessed downlight, 1000lm, CRI90, 4000K, DALI, faceted reflector, 125mm/5" cut out, white trim, medium beam, IP54, flex & plug	
911401567471	DN589B LED10/940 PSD C D150 WH CAU	LuxSpace 4, recessed downlight, 1000lm, CRI90, 4000K, DALI, faceted reflector, 150mm/6" cut out, white trim, medium beam, flex & plug	
911401567571	DN590B LED15/940 PSD C D125 WH CAU	LuxSpace 4, recessed downlight, 1500lm, CRI90, 4000K, DALI, faceted reflector, 125mm/5" cut out, white trim, medium beam, flex & plug	
911401567671	DN590B LED15/940 PSD C D150 WH CAU	LuxSpace 4, recessed downlight, 1500lm, CRI90, 4000K, DALI, faceted reflector, 150mm/6" cut out, white trim, medium beam, flex & plug	
911401567871	DN590B LED15/940 PSD C D150 WH WP CAU	LuxSpace 4, recessed downlight, 1500lm, CRI90, 4000K, DALI, faceted reflector, 150mm/6" cut out, white trim, medium beam, IP54, flex & plug	
911401567971	DN591B LED15/940 PSD C D200 WH CAU	LuxSpace 4, recessed downlight, 1500lm, CRI90, 4000K, DALI, faceted reflector, 200mm/8" cut out, white trim, medium beam, flex & plug	
911401568071	DN591B LED20/940 PSD C D200 WH CAU	LuxSpace 4, recessed downlight, 2000lm, CRI90, 4000K, DALI, faceted reflector, 200mm/8" cut out, white trim, medium beam, flex & plug	
911401560781	DN589X LED11/840 D100 WIA WH WB CAU	LuxSpace downlight, 1100lm, CRI80, 4000K, 100mm cutout, Interact ready, white trim, flex & plug, no sensor	
911401560881	DN591X LED22/840 D125 WIA WH WB CAU	LuxSpace downlight, 2200lm, CRI80, 4000K, 125mm cutout, Interact ready, white trim, flex & plug, no sensor	
911401560981	DN592X LED29/840 D150 WIA WH WB CAU	LuxSpace downlight, 2900lm, CRI80, 4000K, 150mm cutout, Interact ready, white trim, flex & plug, no sensor	
911401561081	DN594X LED49/840 D200 WIA WH WB CAU	LuxSpace downlight, 4900lm, CRI80, 4000K, 200mm cutout, Interact ready, white trim, flex & plug, no sensor	

3000K	12NC	Specification	
ETO	DN588B LED6/930 PSD C D100 WH CAU	LuxSpace 4, recessed downlight, 600lm, CRI90, 3000K, DALI, faceted reflector, 100mm/4" cut out, white trim, medium beam, flex & plug	
ETO	DN589B LED10/930 PSD C D125 WH CAU	LuxSpace 4, recessed downlight, 1000lm, CRI90, 3000K, DALI, faceted reflector, 125mm/5" cut out, white trim, medium beam, flex & plug	
ETO	DN589B LED10/930 PSD C D125 WH WP CAU	LuxSpace 4, recessed downlight, 1000lm, CRI90, 3000K, DALI, faceted reflector, 125mm/5" cut out, white trim, medium beam, IP54, flex & plug	
ETO	DN589B LED10/930 PSD C D150 WH CAU	LuxSpace 4, recessed downlight, 1000lm, CRI90, 3000K, DALI, faceted reflector, 150mm/6" cut out, white trim, medium beam, flex & plug	
ETO	DN590B LED15/930 PSD C D125 WH CAU	LuxSpace 4, recessed downlight, 1500lm, CRI90, 3000K, DALI, faceted reflector, 125mm/5" cut out, white trim, medium beam, flex & plug	
ETO	DN590B LED15/930 PSD C D150 WH CAU	LuxSpace 4, recessed downlight, 1500lm, CRI90, 3000K, DALI, faceted reflector, 150mm/6" cut out, white trim, medium beam, flex & plug	
ETO	DN590B LED15/930 PSD C D150 WH WP CAU	LuxSpace 4, recessed downlight, 1500lm, CRI90, 3000K, DALI, faceted reflector, 150mm/6" cut out, white trim, medium beam, IP54, flex & plug	
ETO	DN591B LED15/930 PSD C D200 WH CAU	LuxSpace 4, recessed downlight, 1500lm, CRI90, 3000K, DALI, faceted reflector, 200mm/8" cut out, white trim, medium beam, flex & plug	
ETO	DN591B LED20/930 PSD C D200 WH CAU	LuxSpace 4, recessed downlight, 2000lm, CRI90, 3000K, DALI, faceted reflector, 200mm/8" cut out, white trim, medium beam, flex & plug	

3500K	12NC	Technical Description	Specification
ETO	DN588B LED6/935 PSD C D100 WH WB CAU	LuxSpace 4, recessed downlight, 600lm, CRI90, 3500K, DALI, faceted reflector, 100mm/4" cut out, white trim, medium beam, flex & plug	
ETO	DN589B LED10/935 PSD C D125 WH WB CAU	LuxSpace 4, recessed downlight, 1000lm, CRI90, 3500K, DALI, faceted reflector, 125mm/5" cut out, white trim, medium beam, flex & plug	
ETO	DN589B LED10/935 PSD C D125 WH WB WP CAU	LuxSpace 4, recessed downlight, 1000lm, CRI90, 3500K, DALI, faceted reflector, 125mm/5" cut out, white trim, medium beam, IP54, flex & plug	
ETO	DN589B LED10/935 PSD C D150 WH WB CAU	LuxSpace 4, recessed downlight, 1000lm, CRI90, 3500K, DALI, faceted reflector, 150mm/6" cut out, white trim, medium beam, flex & plug	
ETO	DN590B LED15/935 PSD C D125 WH WB CAU	LuxSpace 4, recessed downlight, 1500lm, CRI90, 3500K, DALI, faceted reflector, 125mm/5" cut out, white trim, medium beam, flex & plug	
ETO	DN590B LED15/935 PSD C D150 WH WB CAU	LuxSpace 4, recessed downlight, 1500lm, CRI90, 3500K, DALI, faceted reflector, 150mm/6" cut out, white trim, medium beam, flex & plug	
ETO	DN590B LED15/935 PSD C D150 WH WB WP CAU	LuxSpace 4, recessed downlight, 1500lm, CRI90, 3500K, DALI, faceted reflector, 150mm/6" cut out, white trim, medium beam, IP54, flex & plug	
ETO	DN591B LED15/935 PSD C D200 WH WB CAU	LuxSpace 4, recessed downlight, 1500lm, CRI90, 3500K, DALI, faceted reflector, 200mm/8" cut out, white trim, medium beam, flex & plug	
ETO	DN591B LED20/935 PSD C D200 WH WB CAU	LuxSpace 4, recessed downlight, 2000lm, CRI90, 3500K, DALI, faceted reflector, 200mm/8" cut out, white trim, medium beam, flex & plug	

Other options available on request.



© 2021 Signify Holding. All rights reserved. Signify reserves the right to make changes in specifications and/or to discontinue any product at any time without notice or obligation and will not be liable for any consequences resulting from the use of this publication. Application images shown may not reflect actual products advertised.

Version: December 2021

Signify New Zealand Limited

Level 3, 123 Carlton Gore Road
Newmarket, Auckland 1023
New Zealand
T: 0800 454 448 / 0800 4 LIGHT

lighting.philips.co.nz

Signify Australia Limited

65 Epping Road, North Ryde
NSW 2113
Australia
T: 1300 110 500

philips.com.au/lighting