

Programmable operation, **optimal functionality**

Intelligent sensors that work together
to adapt your lighting control
system to occupant behavior and
environmental conditions

Dynalite sensors enable

energy efficiency,
occupancy comfort and
operational flexibility



In urban areas, about half of all energy consumption comes from commercial, institutional and industrial use, and as much as a third of that is used just for lighting. Heating, ventilation and cooling (HVAC) is another major energy consumer. Sensors can provide the automation required to significantly reduce unnecessary lighting and HVAC use without affecting occupant comfort.

Lighting controls with smart networked sensors are the key to creating intelligent, responsive solutions that cut unnecessary energy use while effectively managing the quality of light to enhance people's lives wherever they are.

The general rise in mobility and connectivity means that many people now work in far more dynamic environments. However, not every lighting system accounts for this requirement, often lighting entire floors or even buildings instead of just those areas where the light is truly required.

Lights that are left on unnecessarily increase overall energy costs considerably. Switch off the lights, switch on the savings.

Greater savings can be achieved with daylight harvesting taking advantage of sunlight coming in through windows and skylights to dim the lighting. This feature maintains comfortable, even lighting across all areas, regardless of the weather or time of day, while reducing power consumption and costs.

All Dyalite sensors include motion and light level sensing to automatically detect occupancy and control lighting levels. These intelligent devices detect the slightest movement and are quick and easy to install, generating savings with minimum effort. Additionally, these sensors can communicate to the building's HVAC system when rooms are unoccupied, cutting down on unnecessary heating and cooling from third-party systems.

Powerful tasking capabilities allow Dyalite sensors to modify their behavior between business hours and after-hours. Thanks to their network connectivity, they can coordinate multiple lighting groups in other areas when needed, such as lighting a path from an occupied workspace to the nearest exit at night.

This powerful combination of responsiveness and customizable functionality means that users experience safe, comfortable lighting wherever they are, often without ever needing to touch a control panel or interact directly with the system.



“

A networked sensor can turn the lights on in different areas to illuminate a safe pathway at night time ”

Networked and Multifunctional

All Dynalite sensors are fully networked devices that support multiple functions at the same time. This versatility and capability results in coordinated operation across the entire system, allowing every device on the network to respond to environmental changes and user requirements in real time.

Features of a multifunction sensor

Network Interface

Sensors communicate with each other to measure average light levels across large areas and report occupancy to monitoring and BMS software.

Fully Programmable

Sensors are configurable via Dynalite's commissioning software, allowing you to perfectly customize your sensors' behavior without physical access to the device.

Ultrasonic

Active occupancy detection over large areas ensures that the lights stay on even when users are sitting still.

Light Level Sensing

Sensors use precise lux measurement to calibrate lighting levels, ensure user comfort and adhere to daylight management building regulations.

Passive Infrared

The industry standard method of occupancy detection, enhanced by the Dynalite system's connectivity. Includes pull out PIR masking bezel to stop unwanted PIR triggering.

IR Receive

Commission sensors, control lights and trigger programmed tasks from anywhere in sensor range.






Core sensor features



1. Occupancy detection

Dynalite sensors determine occupancy by sensing motion across the sensor's scan area. The sensor can send control commands based on this data.


- PIR (Passive infrared) senses the difference in temperatures of moving objects across the scan range. Requires line of site to the occupant.
- Ultrasonic – Actively transmits a high frequency sound wave, then measures changes in the returning echo to sense motion. This method is extremely sensitive and can function around obstacles and corners.



2. Light Level (lux)

Local light level detection and regulation ensures comfortable, balanced lighting across any environment. The sensor uses real-time lux measurement to compensate for factors such as reduced brightness from older lamps, daylight coming in through windows and skylights, or other external light sources.

Instead of using a fixed threshold point, Dynalite sensors feature industry-leading granularity in lux measurement, enabling finely tuned responses to changing lighting conditions.



3. IR receive

Dynalite sensors receive RC5 IR commands from any compatible handheld remote, including:

- Network sign-on for device identification during commissioning
- Preset scene selection
- Ramping light levels or temperature setpoint
- Triggering preprogrammed actions, including control of third-party devices connected to the Dynalite system such as motorized blinds and projector screens..

Sensor Technologies

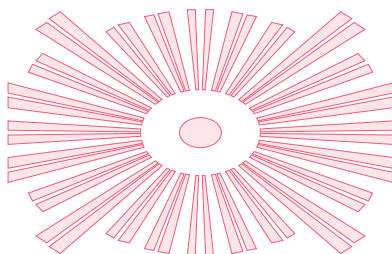
- PIR (Passive Infrared)
- Ultrasonic
- PE (Photo electric)
- IR (Infrared)



PIR motion sensing

Different scan patterns cover a variety of applications in environments ranging from offices and warehouses to department stores and hotels.

These scan patterns are effective in a variety of settings, but work best when the subject moves perpendicularly across the sensor's detection field.

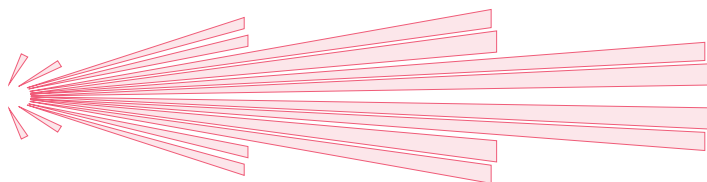



360°

Typically mounted in the ceiling and away from walls. Ideal for use in large open areas. Good at picking up the motion of people walking through an area, sitting down or standing up.

90°

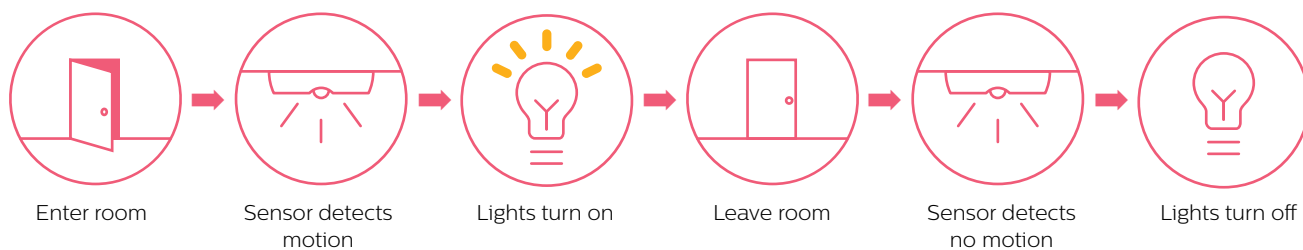
Typically placed on or close to a wall or corner. Ideal for detecting movement through doorways, along aisles, or in small rooms.



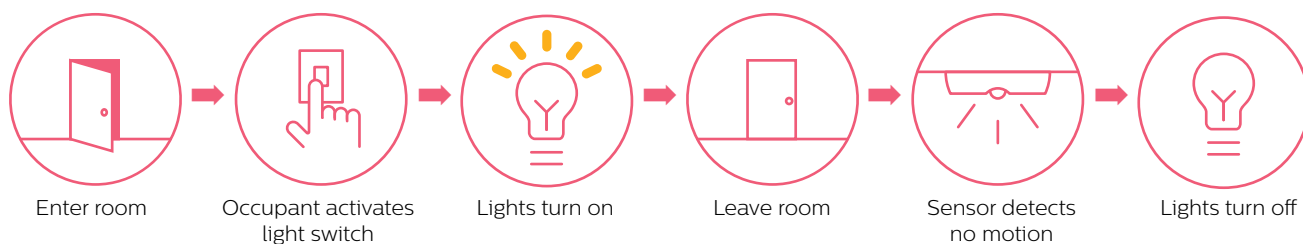
30°

A tightly focused detection beam for long range applications, 30° sensors are ideal for detecting movement through corridors, carparks and warehouses.

Presence Detection (auto-on/auto-off)



Vacancy Detection (manual-on/auto-off)

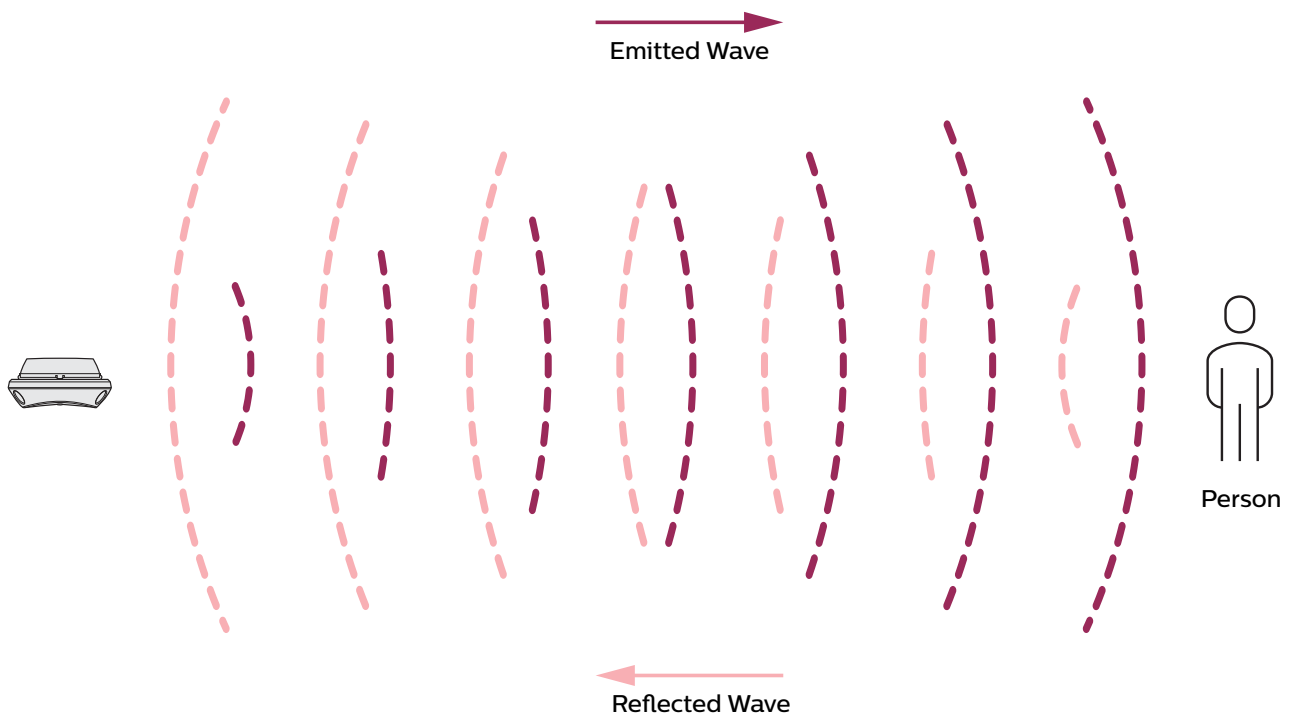


Ultrasonic motion sensing

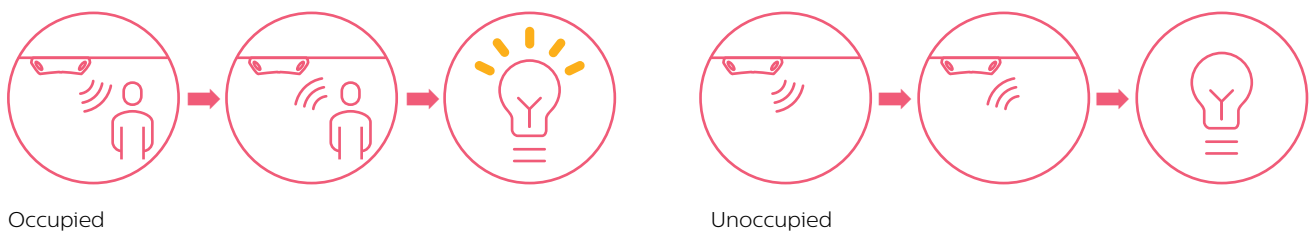
Ultrasonic sensors provide additional applications including slight motion sensing through walls and for difficult room layouts.

Ultrasonic

Ultrasonic sensors are active - they emit inaudible high frequency (32 kHz) sound waves and measure changes in how those waves bounce off of surrounding surfaces. These devices are extremely sensitive. Compared to PIR, they can detect much finer motion (e.g. hand gestures and nodding heads) at close range, and larger movements (e.g. waving arms or walking) from further away. Because of the way sound travels, ultrasonic sensors can also sense motion around corners and behind obstacles.

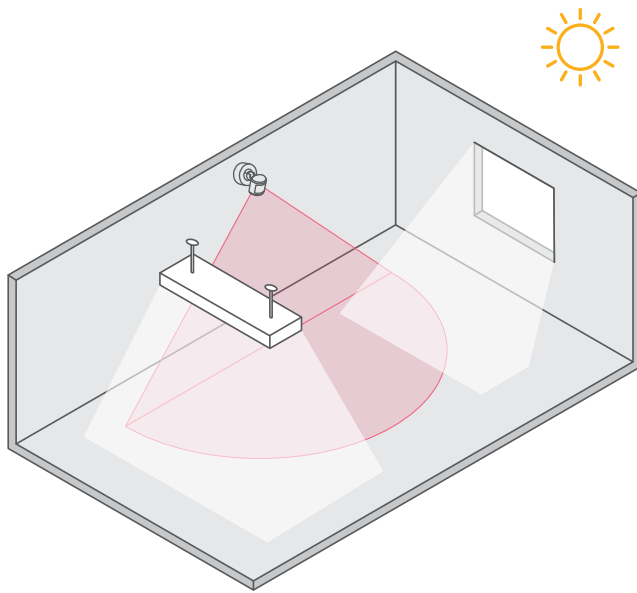


Ultrasonic Detection



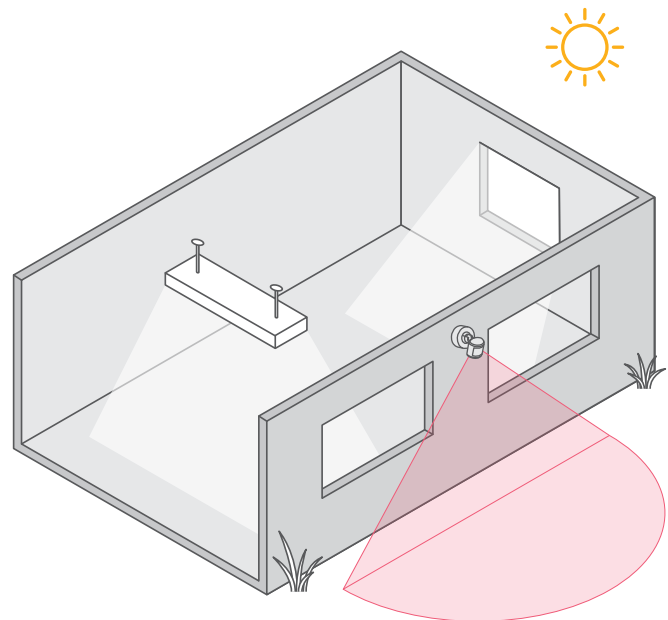
Light level sensing

Measuring the combination of natural and artificial light is the key to consistent daytime lighting. Dynalite sensors can be configured for closed loop or open loop daylight regulation, to suit different sensor mounting locations.



Closed loop

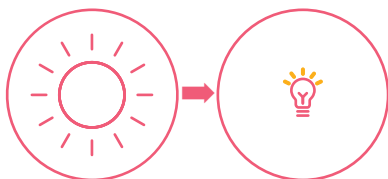
The sensor is mounted above the work area surface and calibrated to the required lux level. From this location the sensor can measure the sum of the natural and artificial lighting on visible surfaces and adjust the lamp dimming to keep the total within a comfortable range.



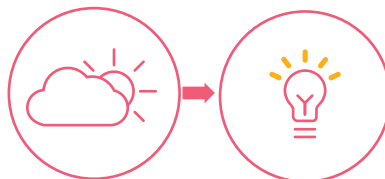
Open loop

This setting uses the sensor to reference lux levels outside of the lighting group, e.g. natural sunlight outdoors or the brightness of an adjacent internal area. Once properly calibrated, this method results in a similar effect to the closed loop setup even when the sensor can't be mounted within the lighting group's actual location.

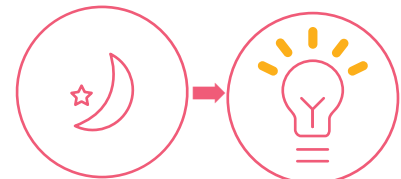
Automatic balancing of natural and artificial light



Full sun – Lights low



Cloudy day – Lights medium



No sun – Lights full

IR Control

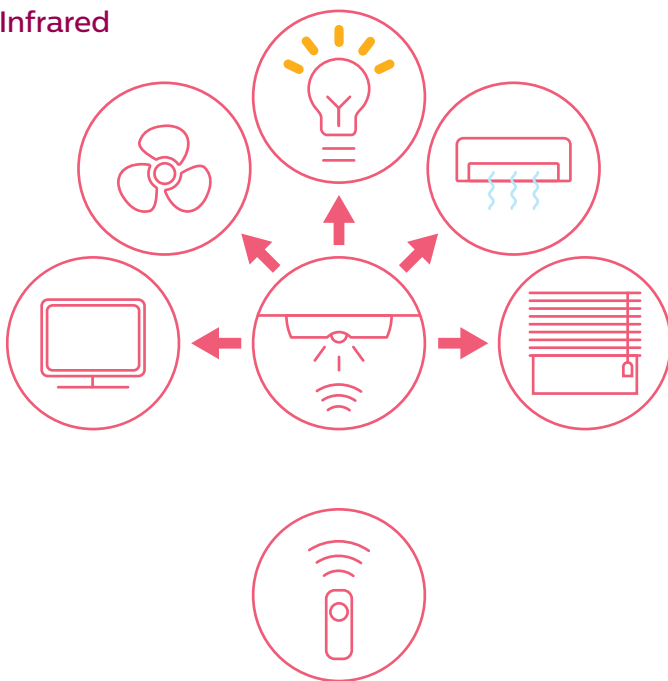
Using industry-standard RC5 IR codes, the sensor receives instructions from the user via a handheld remote or IR blaster. The user can select a preset scene, ramp lighting levels up or down, adjust the temperature setpoint, and control blinds or other third-party devices integrated into the system.

IR commands can also trigger complex pre-programmed tasks and sequences of events across the entire network.

During the commissioning process, this feature allows the user to remotely trigger the network sign-on command for each sensor without requiring physical access to the onboard service switch.



Infrared



“

A Dynalite sensor enables IR commands to trigger complex pre-programmed tasks across the entire network”



Sensor scan
patterns

360° Sensors

DUS360CR
DUS360CR-DA
DUS360CR-DALI



These sensors are available for DyNet, DALI MultiMaster or wireless networks, and are ideal for all indoor environments.

DUS360CS
DUS360CS-DALI



Mounting options

The DUS360CR and the SNS401CMP are designed for recessed mounting, while the DUS360CS offers the option of semi-recessed or surface mounting.

360° scan pattern

The scan pattern is rectangular with the long axis aligning along the Lux and IR sensors. The sensor can be rotated on installation to align the scan pattern to the room as required.

SNS401CMP



Wireless connectivity

The SNS401CMP connects to a Dynalite system over a ZigBee wireless mesh network via the PDZG-E ZigBee gateway. It controls a single DALI broadcast or 1-10 V channel.

DUS804CS-UP



Our most flexible sensor, combining four sensing technologies – PIR, Ultrasonic, PE and IR.

Surface or semi-recessed mount

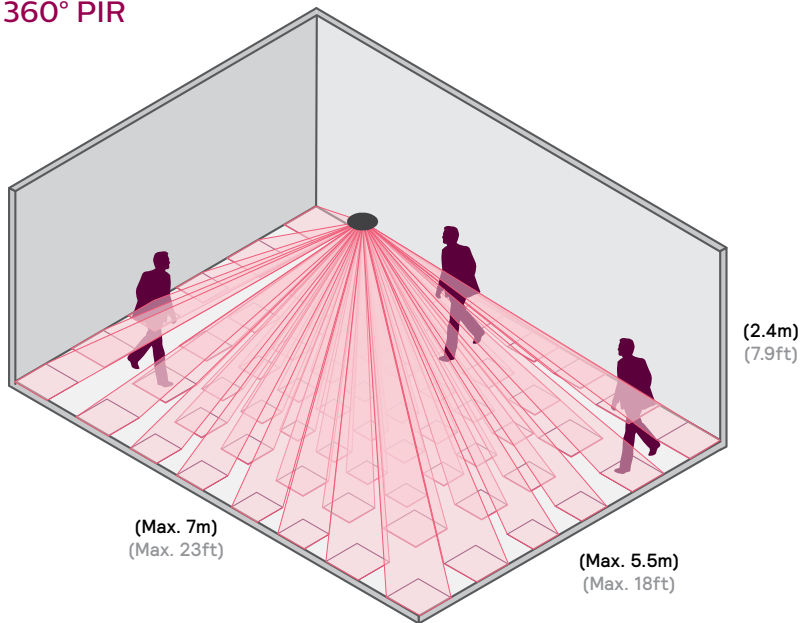
The DUS804C-UP is supplied ready for either mounting method.

360° dual scan patterns

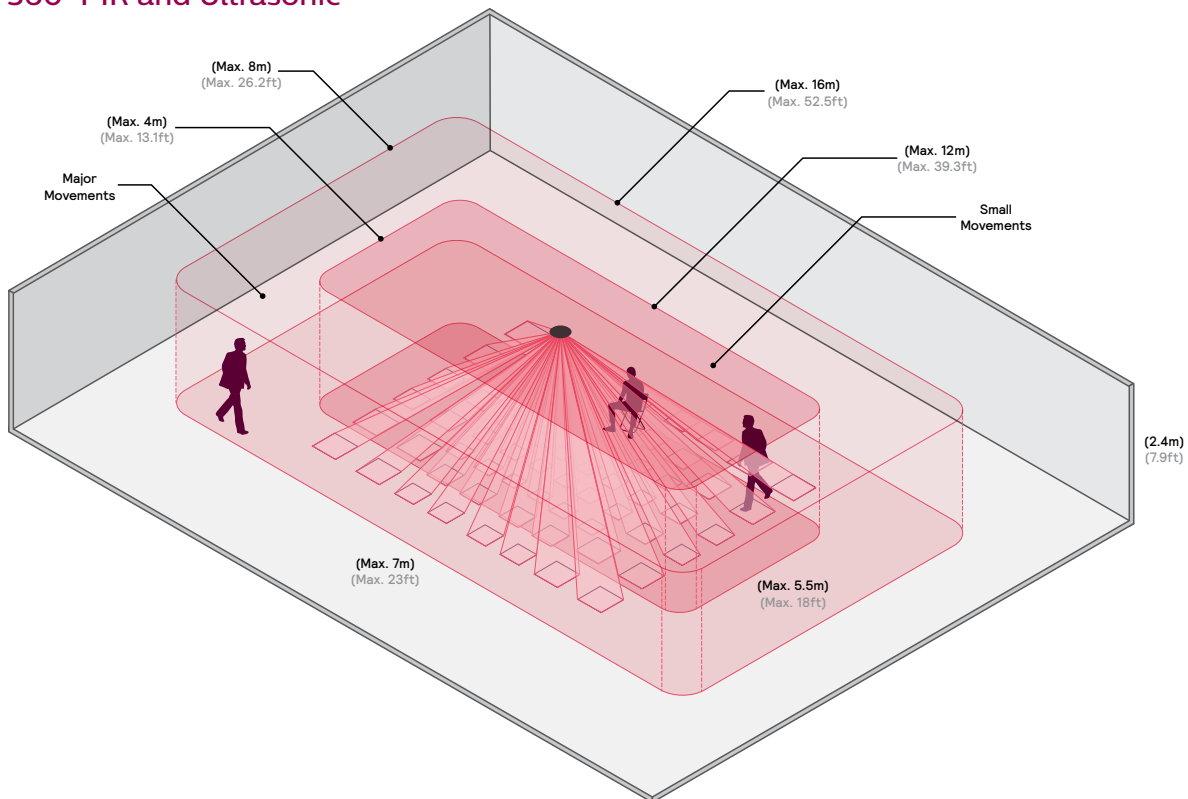
Supporting dual-technology motion sensing with PIR and Ultrasonic, this sensor combines a huge detection area with sensitivity to minor movement. The combination of sensing technologies results in two distinct motion sensing zones. The sensor is triggered by major movement such as walking anywhere in the larger area shown here. Once the person is seated or stationary within the inner area, small movements such as arm gestures are enough to maintain the occupied state.

360° scan patterns

360° PIR



360° PIR and Ultrasonic



30° and 90° Sensors

DUS30CS
DUS90CS



Our indoor/outdoor sensors can be ceiling or wall mounted with flexible angle adjustment.

Surface mount

The surface mounting option provides the sensor with an IP54 rating, making it suitable for sheltered outdoor installation.

Semi-recessed mount

Ideal for indoor mounting in a suspended ceiling

Directional PIR scan patterns

These sensors share the same housing but use different lenses to produce scan patterns for different applications. The sensor is shipped ready for semi-recessed or surface mounting.

DUS30CS

30° narrow scan pattern with extended range. Ideal for scanning along corridors or monitoring a row of doorways.

DUS90CS

90° scan pattern with wide cover for general use. Ideal for detecting a person moving through a doorway or across a medium to large size room.

DUS30LHB-DALI
DUS90WHB-DALI
DUS90AHB-DALI



These surface-mounted DALI MultiMaster sensors share the same housing but use different lenses to produce scan patterns for specialized high-bay applications.

DUS30LHB-DALI

This long range sensor has the same 30° extended range scan pattern as the DUS30CS, ideal for monitoring corridors or a row of doorways.

DUS90-WHB-DALI

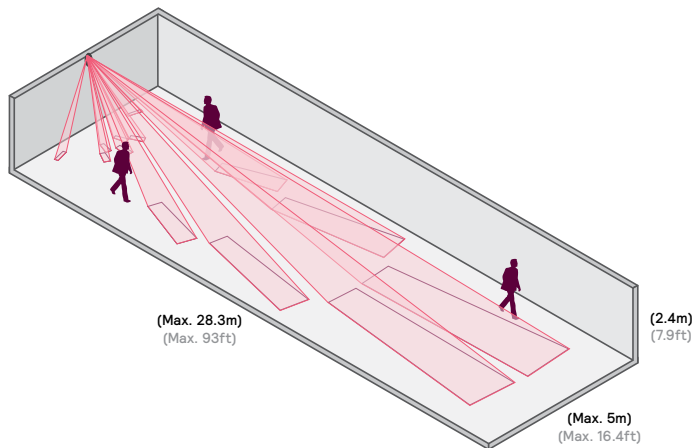
Filling the same role as the DUS90CS, this wide angle sensor is perfect for monitoring general use areas and smaller rooms.

DUS90AHB-DALI

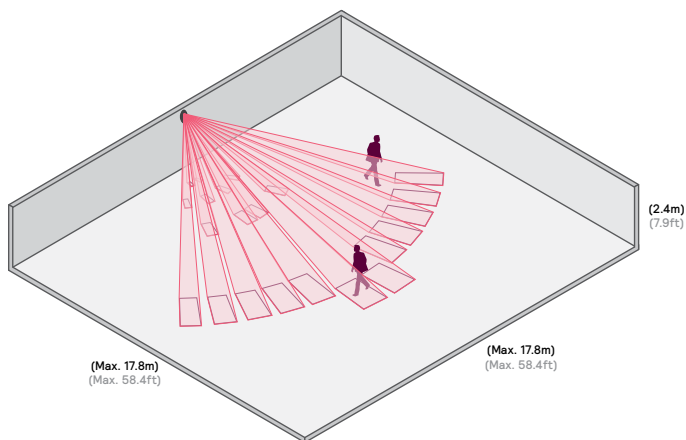
A specialised 90° narrow scan aisleway sensor intended for mounting directly above the subject, aimed straight down. With a 15m range, this sensor is ideal for high bay warehouse and factory applications, detecting occupancy along aisleways.

30° and 90° scan patterns

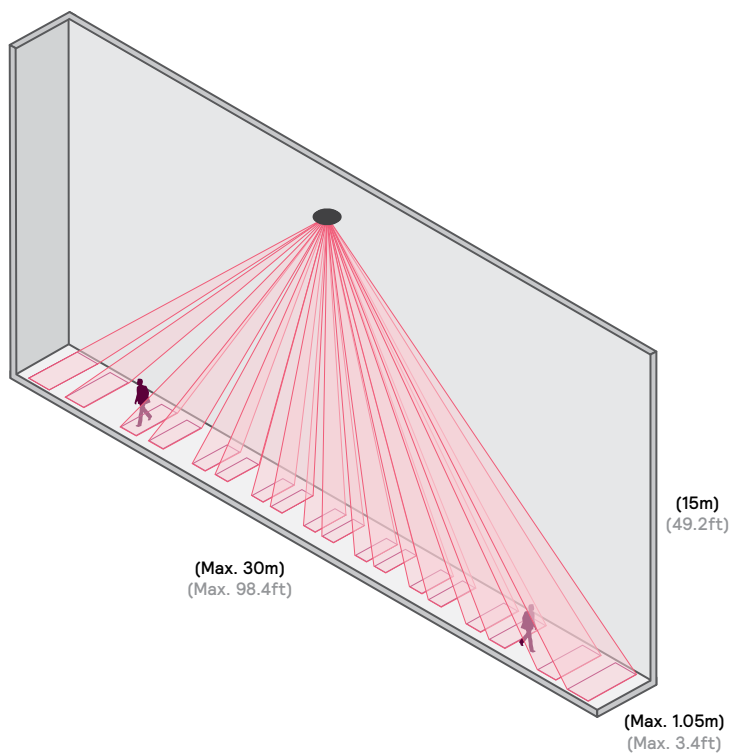
30° PIR



90° PIR



90° PIR (AHB)



Competitive advantages

of networked sensors



Configuration



Competitor standalone sensors are configured by changing physical settings or rewiring.

Sensors need to be configured and precisely calibrated to meet the exact requirements of the space.

Standalone sensors are only configurable via a mix of DIP switches and rotary pots, offering a limited range of options and granularity of calibration.

Networked sensors offer an opportunity for significantly more advanced functionality, with perfectly calibrated thresholds, complex state-based behavior, real-time feedback from the sensor itself and other devices on the network, and fine-grained detection levels.

Additionally, Dynalite sensors are capable of intelligent scheduling and tasking, enabling options such as changing the sensor's motion timeout between trading and after hours. This behavior can be controlled independently by the sensor itself, or in response to remote commands from other devices on the network.

Standalone sensor configuration

During installation the sensor is configured using mechanical inputs that need to be directly accessed, requiring removal and reinstallation of the device whenever modifications are required.

True networked sensor

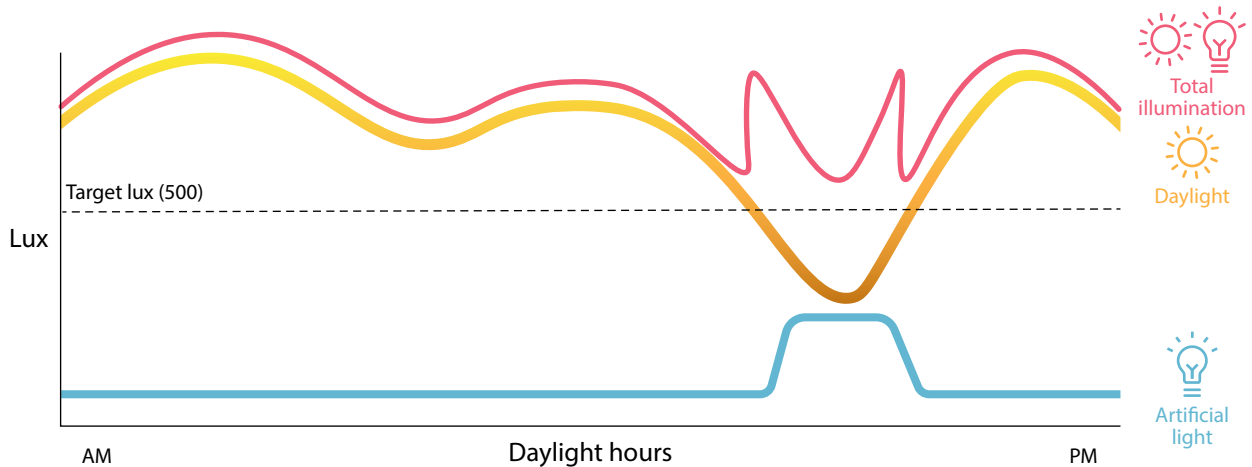
Software can push firmware and configuration updates remotely to each sensor, to dynamically modify system functionality. The sensor can be directly queried for its measured lux levels to calibrate the correct response, or test the PIR sensitivity during commissioning.



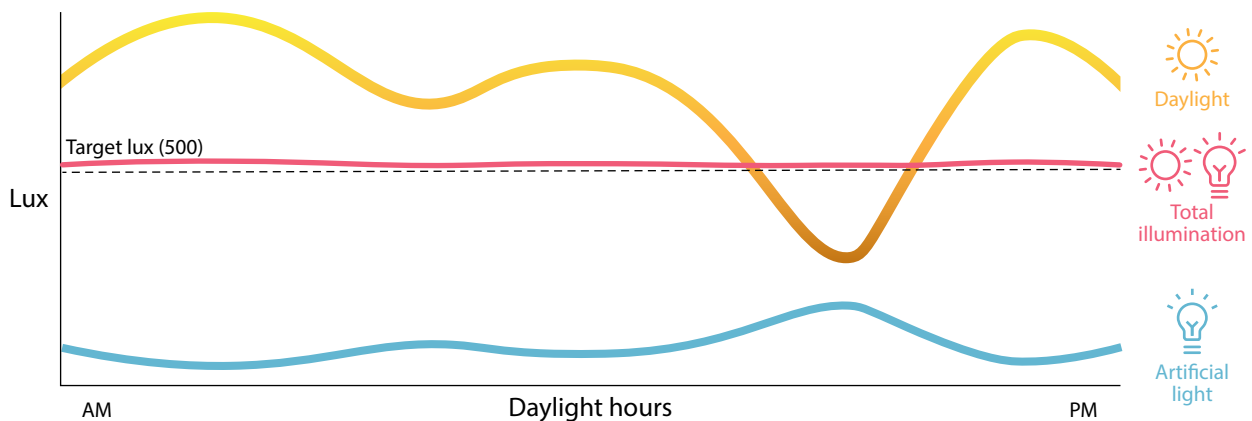
Dynalite sensors are all remotely configurable.

Light level regulation

Competitor sensor



Dynalite sensor



Competitor – Standalone integrated sensor

Sensors with a single lux level trigger point are only able to communicate when a threshold level is passed. This can result in a period of poor illumination followed by a sudden jarring change in lighting levels as they finally catch up to shifting natural conditions.

Dynalite – True networked sensor

A true networked sensor can simultaneously detect occupancy, harvest daylight and control blinds by adjusting them to an intermediate position to filter the sunlight. This enables effective energy management without disrupting user comfort. To achieve this, a sensor needs a highly granular response to changing lighting conditions. The sensor communicates the exact light level detected so that the control system can make incremental adjustments to the lighting, inversely following the natural light, so that the occupants are not exposed to dramatic and disruptive changes.

Connectivity

Networked sensors offer a range of benefits over traditional standalone sensors, with no drawbacks.

“Sensors can both send and receive network messages”

Not all sensors are intelligent

Many major networked lighting control companies don't support truly networked sensors, instead opting for a standalone sensor integrated via a separate network adaptor. This allows them to claim that they have networked sensors, but results in limited functionality.

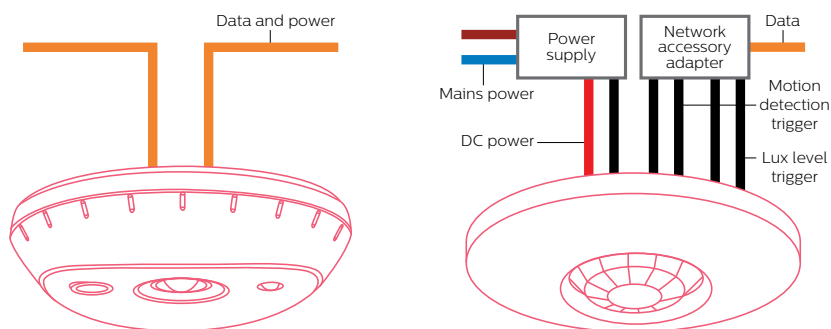
Standalone integrated sensor

Multiple accessories are needed to power and communicate with the sensor, adding hidden cost and installation complexity with no added functionality.

True networked sensor

The communications bus is connected directly to the sensor. As a result, the sensor can both send and receive network messages, and perform intelligent operations in concert with other sensors and other connected devices.

The Dyalite system uses a single cable for combined power and data, further simplifying the installation process and reducing costs while providing superior functionality.



Feature	Dyalite	Competitor standalone substitute
Single cable with power and data	✓	✗
Simplified installation with no need for network accessories	✓	✗
Direct communication with all other networked devices	✓	✗
Simultaneous multifunctional sensing	✓	✗
Scheduled and scene based dynamic behavior response	✓	✗
Granular analogue response to lux level changes	✓	✗
Automated on site lux level calibration and offset	✓	✗
Software configurable	✓	✗
Updates over the network	✓	✗

Product specifications

DUS804CS-UP Multifunction Sensor

Surface mount ceiling sensor with ultrasonic capability

The Philips Dynalite DUS804CS-UP is a surface mountable 360 degree multifunction sensor that combines ultrasonic (UP), motion detection (PIR), infrared remote control reception (IR) and ambient light level detection (PE) into one device in applications such as offices, industrial buildings and secure areas of public buildings.

Motion detection feature – Detection of motion within scanned area triggers a programmed lighting action. Ultrasonic technology enables motion detection behind fixed objects.

Ambient light level regulation – In applications where it is critical to maintain precise light levels, the PE function reads ambient levels and adjusts artificial light accordingly.

Infrared receive capability – Manually adjust light levels using a hand-held remote control, via the inbuilt IR receive sensor of the DUS804CS-UP.

Daylight harvesting mode – Delivers automatic energy savings.

Corridor hold – Links corridor areas with adjacent rooms so corridor remains lit while occupancy is detected in adjacent rooms.

Dimensions:
90 dia. x 32 mm (3.54 dia. x 1.26 in)

Ordering Code:
12NC – 913703070409



DUS360CR Multifunction Sensor

Low profile recessed 360° ceiling sensor

The Philips Dynalite DUS360CR is a recess mountable 360 degree multifunction sensor that combines motion detection (PIR), infrared remote control reception (IR) and ambient light level detection (PE) into one device in applications such as offices, lecture theaters and homes.

Motion detection feature – Detects the presence or absence of motion and adjusts lights accordingly.

Segmented click-up bezel – Surrounds the motion sensor element and enables a portion of the sensing field to be masked. This prevents nuisance detection from adjacent doorways or corridors.

Ambient light level regulation – In applications where it is critical to maintain precise light levels, the PE function reads ambient levels and adjusts artificial light accordingly.

Infrared receive capability – Manually adjust light levels using a hand-held remote control, via the inbuilt IR receive sensor of the DUS360CR.

Daylight harvesting mode – Delivers automatic energy savings.

Corridor hold – Links corridor areas with adjacent rooms so corridor remains lit while occupancy is detected in adjacent rooms.

Suitable for plenum use – UL approved for installation in air-handling plenum spaces.

Dimensions:
72 dia. x 41 mm (2.83 dia. x 1.61 in)

Ordering Code:
12NC – 913703689609



DUS360CR-DA Multifunction Sensor

Low profile recessed 360° ceiling sensor

The Philips Dynalite DUS360CR-DA is a recess mountable 360 degree motion sensor that combines motion detection (PIR), infrared remote control reception (IR) and ambient light level detection (PE) into the one device. The Philips Dynalite DUS360CR-DA is a component of the EcoSet system and is a switch-settable sensor with time-out, designed to allow intelligent control of luminaires in combination with the DMRC210DA-RJ12 relay controller.

Low profile design – Flush-mounted 360 degree ceiling-mount motion detection (PIR) sensor.

No software set-up – All functionality can be achieved with the built-in DIP switches for area addressing, no-motion time-out and other advanced features.

Rapid configuration – Up to 31 individual addressing areas of control.

User-selectable options – No-motion time-out selectable to 30 seconds, 5 minutes, 15 minutes or 30 minutes.

Corridor hold – Links corridor areas with adjacent rooms so corridor remains lit while occupancy is detected in adjacent rooms.

Suitable for plenum use – UL approved for installation in air-handling plenum spaces.

Dimensions:
72 dia. x 41 mm (2.83 dia. x 1.61 in)

Ordering Code:
12NC – 913703029309



DUS360CR-DALI Multifunction Sensor

Low profile recessed 360° ceiling sensor powered by the DALI network

The Philips Dynalite DUS360CR-DALI is a recess mountable 360 degree multifunction sensor that combines motion detection (PIR) and ambient light level detection (PE) in one device. The DUS360CR-DALI is powered and communicates to the networked control system via a DALI bus.

Powered directly by the DALI network – Eliminates the need for additional network field wiring.

DALI MultiMaster device – Designed to operate seamlessly with the Philips Dynalite DDBC120-DALI controller.

Motion detection feature – Detection of motion within a scanned area triggers a programmed lighting action.

Segmented click-up bezel – Surrounds the motion sensor element and enables a portion of the sensing field to be masked. This prevents nuisance detection from adjacent doorways or corridors.

Daylight harvesting mode – Delivers automatic energy savings.

Ambient light level regulation – In applications where it is critical to maintain precise light, the PE function reads ambient levels and adjusts artificial light levels accordingly.

Infrared receive capability – Enables sign-on identification to the networked system.

Corridor hold – Links corridor areas with adjacent rooms so corridor remains lit while occupancy is detected in adjacent rooms.

Suitable for plenum use – UL approved for installation in air-handling plenum spaces.

Dimensions:
72 dia. x 41 mm (2.83 dia. x 1.61 in)

Ordering Code:
12NC – 913703213009



DUS360CS Multifunction Sensor

Surface mount 360° ceiling sensor

The Philips Dynalite DUS360CS is a surface mountable 360 degree multifunction sensor that combines motion detection (PIR), infrared remote control reception (IR) and ambient light level detection (PE) into one device in applications such as hotels, restaurants and homes.

Motion detection feature – Detects the presence or absence of motion and adjusts lights accordingly.

Segmented click-up bezel – Surrounds the motion sensor element and enables a portion of the sensing field to be masked. This prevents nuisance detection from adjacent doorways or corridors.

Ambient light level regulation – In applications where it is critical to maintain precise light levels, the PE function reads ambient levels and adjusts artificial light accordingly.

Daylight harvesting mode – Delivers automatic energy savings.

Infrared receive capability – Manually adjust light levels using a hand-held remote control, via the inbuilt IR receiver.

Corridor hold – Links corridor areas with adjacent rooms so corridor remains lit while occupancy is detected in adjacent rooms.

Dimensions:
105 x 46 mm (4.34 x 1.81 in)

Ordering Code:
12NC – 913703243109



DUS360CS-DALI Multifunction Sensor

Surface mount 360° ceiling sensor

The Philips Dynalite DUS360CS-DALI is a surface mountable 360 degree multifunction sensor that combines motion detection (PIR), infrared remote control reception (IR) and ambient light level detection (PE) into one device in applications such as hotels, restaurants and homes.

Powered directly by the DALI network – Eliminates the need for additional network field wiring.

DALI MultiMaster device – Designed to operate seamlessly with the Philips Dynalite DDBC120-DALI controller.

Motion detection feature – Detects the presence or absence of motion and adjusts lights accordingly.

Segmented click-up bezel – Surrounds the motion sensor element and enables a portion of the sensing field to be masked. This prevents nuisance detection from adjacent doorways or corridors.

Ambient light level regulation – In applications where it is critical to maintain precise light levels, the PE

function reads ambient levels and adjusts artificial light accordingly.

Daylight harvesting mode – Delivers automatic energy savings.

Infrared receive capability – Manually adjust light levels using a hand-held remote control, via the inbuilt IR receiver.

Corridor hold – Links corridor areas with adjacent rooms so corridor remains lit while occupancy is detected in adjacent rooms.

Dimensions:
105 x 46 mm (4.34 x 1.81 in)

Ordering Code:
12NC – 913703023909



SNS401CMP Wireless Group Controller

Wireless control in a small form factor

The Philips Dynalite SNS401CMP receives DyNet commands over ZigBee from the PDZG-E wireless gateway, and sends DALI messages over an SR bus. This compact device enables control of a single DALI Broadcast channel via a Philips Xitanium SR Bridge, or a 1-10V channel via a Philips Advance SR Bridge. It also features an occupancy and daylight sensor to control the fixtures connected to the SR bridge.

ZigBee PRO wireless communication – Seamlessly integrates wireless lighting control into a Philips Dynalite system without expensive control wiring.

Wireless mesh network – Ensures stable and robust lighting control in busy environments.

Control a single DALI broadcast or 1-10V channel – Should be used in combination with a Philips Xitanium SR Bridge or a Philips Advance SR bridge.

Small form-factor with attached mounting clips – Enables easy installation in recessed ceilings.

Infrared receiver – Allows easy commissioning into wireless network from the floor using an IR remote, with no need for physical access to the device.

Motion detection feature – Detects the presence or absence of motion and adjusts lights accordingly.

Segmented click-up bezel – Surrounds the motion sensor element and enables a portion of the sensing field to be masked. This prevents nuisance detection from adjacent doorways or corridors.

Ambient light level regulation – In applications where it is critical to maintain precise light levels, the PE sensor reads ambient levels and adjusts artificial light accordingly.

Luminaire accessory variant available – An SNS401 without ceiling mount bracket is available for the design of dedicated luminaire accessories (Wireless Group Controllers).



Dimensions:
46 x 74 mm (1.81 x 2.91 in)

Ordering Code:

SNS401CMP/w (EU version)	12NC – 929002108706
SNS401/w (EU version, no ceiling mount bracket)	12NC – 929001657006
SNS401/w (NA version, no ceiling mount bracket)	12NC – 929001657013

Accessories:

IRT9015/00 (RC5 IR remote control)	12NC – 913700396703
Philips Xitanium SR Bridge independent (DALI)	12NC – 929001546506
Philips Advance Xitanium SR Bridge (0-10V), SRB-LD (side entry)	10NC – 9290007803
Philips Advance Xitanium SR Bridge (0-10V), SRB-BS (bottom entry)	10NC – 9290007802

(Available early 2020)

DUS30CS Multifunction Sensor

Wall/ceiling mount 30° multifunction sensor

The DUS30CS is wall or ceiling mountable multifunction sensor that combines motion detection (PIR), infrared remote control reception (IR) and ambient light level detection (PE) into one device in applications such as offices, industrial buildings and homes.

Motion detection feature – Detects the presence or absence of motion and adjusts lights accordingly.

Ambient light level regulation – In applications where it is necessary to maintain even lighting, the PE function reads ambient levels and adjusts artificial light accordingly.

Daylight harvesting mode – Delivers automatic energy savings.

Infrared receive capability – Manually adjust light levels using a hand-held remote control, via the inbuilt IR receive sensor.

Multiple mounting options – The sensor has a 30° scan pattern with flexible angle adjustment and can be recessed or surface mounted on a wall or ceiling.

Corridor hold – Links corridor areas with adjacent rooms so corridor remains lit while occupancy is detected in adjacent rooms.

IP54 rating – Dust- and splash-resistant housing allows installation in a variety of indoor and outdoor applications.

Dimensions:
98 x 90 x 153 mm (3.86 x 3.54 x 6.02 in)

Ordering Code:
12NC – 913703244309



DUS90CS Multifunction Sensor

Wall/ceiling mount 90° multifunction sensor

The DUS90CS is wall or ceiling mountable multifunction sensor that combines motion detection (PIR), infrared remote control reception (IR) and ambient light level detection (PE) into one device in applications such as offices, industrial buildings and homes.

Motion detection feature – Detects the presence or absence of motion and adjusts lights accordingly.

Ambient light level regulation – In applications where it is necessary to maintain even lighting, the PE function reads ambient levels and adjusts artificial light accordingly.

Daylight harvesting mode – Delivers automatic energy savings.

Infrared receive capability – Manually adjust light levels using a hand-held remote control, via the inbuilt IR receive sensor.

Multiple mounting options – The sensor has a 90° scan pattern with flexible angle adjustment and can be recessed or surface mounted on a wall or ceiling.

Corridor hold – Links corridor areas with adjacent rooms so corridor remains lit while occupancy is detected in adjacent rooms.

IP54 rating – Dust- and splash-resistant housing allows installation in a variety of indoor and outdoor applications.

Dimensions:
98 x 90 x 153 mm (3.86 x 3.54 x 6.02 in)

Ordering Code:
12NC – 913703244209



DUS30LHB-DALI Multifunction Sensor

Long-range high bay DALI network sensor

The Philips Dynalite DUS30LHB-DALI is a 30 degree multifunction sensor that combines motion detection (PIR) and ambient light level detection (PE) in one device. The sensor uses the DALI protocol for power and communications to a network control system, eliminating the need for additional network field wiring. This sensor is useful for long-range detection.

DALI MultiMaster device – Designed to operate seamlessly with the Philips Dynalite DDBC120-DALI controller.

Powered directly by the DALI network – Eliminates the need for any additional network field wiring.

Motion detection feature – Detects the presence or absence of motion and triggers a programmed action.

Ambient light level detection – In applications where it is critical to maintain precise lighting levels, the PE function reads ambient levels and adjusts artificial light accordingly.

Daylight harvesting – When used in conjunction with networked open loop daylight sensor.

Infrared receive capability – Enables sign-in identification to the networked system.

Corridor hold – Links corridor areas with adjacent rooms so corridor remains lit while occupancy is detected in adjacent rooms.

Targeted positioning – Directional wallmounting block allows sensors to be easily mounted and directed to the required area.

Dimensions:
66 x 70 x 61 mm (2.60 x 2.76 x 2.40 in)

Ordering Code:
12NC – 913703015609



DUS90WHB-DALI Multifunction Sensor

Wide angle high bay DALI network sensor

The Philips Dynalite DUS90WHB-DALI is a 90 degree multifunction sensor that combines motion detection (PIR) and ambient light level detection (PE) in one device. The sensor uses the DALI protocol for power and communications to a network control system, eliminating the need for additional network field wiring. This is a wide angle, general purpose sensor.

DALI MultiMaster device – Designed to operate seamlessly with the Philips Dynalite DDBC120-DALI controller.

Powered directly by the DALI network – Eliminates the need for any additional network field wiring.

Motion detection feature – Detects the presence or absence of motion and triggers a programmed action.

Ambient light level detection – In applications where it is critical to maintain precise lighting levels, the PE function reads ambient levels and adjusts artificial light accordingly.

Daylight harvesting – When used in conjunction with networked open loop daylight sensor.

Infrared receive capability – Enables sign-on identification to the networked system.

Corridor hold – Links corridor areas with adjacent rooms so corridor remains lit while occupancy is detected in adjacent rooms.

Targeted positioning – Directional wall-mounting block allows sensors to be easily mounted and directed to the required area.

Dimensions:
66 x 70 x 61 mm (2.60 x 2.76 x 2.40 in)

Ordering Code:
12NC – 913703015509



DUS90AHB-DALI Multifunction Sensor

Aisleway high bay DALI network sensor

The Philips Dynalite DUS90AHB-DALI is a 90 degree multifunction sensor that combines motion detection (PIR) and ambient light level detection (PE) in one device. The sensor uses the DALI protocol for power and communications to a network control system, eliminating the need for additional network field wiring. This sensor is ideal for mounting between warehouse shelving.

DALI MultiMaster device – Designed to operate seamlessly with the Philips Dynalite DDBC120-DALI controller.

Powered directly by the DALI network – Eliminates the need for any additional network field wiring.

Motion detection feature – Detects the presence or absence of motion and triggers a programmed action.

Ambient light level detection – In applications where it is critical to maintain precise lighting levels, the PE function reads ambient levels and adjusts artificial light accordingly.

Daylight harvesting – When used in conjunction with networked open loop daylight sensor.

Infrared receive capability – Enables sign-on identification to the networked system.

Corridor hold – Links corridor areas with adjacent rooms so corridor remains lit while occupancy is detected in adjacent rooms.

Targeted positioning – Directional wallmounting block allows sensors to be easily mounted and directed to the required area.

Dimensions:
66 x 70 x 61 mm (2.60 x 2.76 x 2.40 in)

Ordering Code:
12NC – 913703015409







www.lighting.philips.com/dynalite

© 2021 Signify Holding. All rights reserved.

Specifications are subject to change without notice. No representation or warranty as to the accuracy or completeness of the information included herein is given and any liability for any action in reliance thereon is disclaimed. Philips and the Philips Shield Emblem are registered trademarks of Koninklijke Philips N.V. All other trademarks are owned by Signify Holding or their respective owners.

0321 AZZAUS