

# Professional LED Mains Voltage range

Recommended dimmer compatibility list for Mains Voltage lamps



## KEY

x-y	Excellent dimming with X-Y lamps, however external factors can negatively influence the deep dimming performance
x-y	See note below
	Unexpected performance behavior, not in line with good dimming perception
N.A.	Dimmer lamp combination not applicable
	Dimmer lamp combination not tested

*This document is for information purposes and must be treated as recommendation. Signify attempted to provide best results, results are generated in lab conditions and might contain faults*

			LEDspot								
			MASTER LEDspot ExpertColor MV D 3.9-35W GU10 CRI97 9290013464			MASTER LEDspot ExpertColor 5.5-50W GU10 CRI97 9290013470			MASTER LEDspot VLE DT 6.2-80W GU10 CRI90 9290020659		
			Dimming Performance	Dimming Range	Glowing	Dimming Performance	Dimming Range	Glowing	Dimming Performance	Dimming Range	Glowing
Berker   INSTA	286710	[RC] 20 - 360 W - Turn	2 - 5 (max 18)	88%-7%		2 - 5 (max 9)	91%-5%		1 - 5	92%-5%	
Berker   INSTA	283010	[R] 60 - 400 W - Turn	2 - 5 (max 20)	93%-6%		2 - 3	95%-5%		1 - 5	45%-3%	
Bticino	L4407	[ ] 60 - 250 W		N.A.	N.A.						
Busch Jaeger   ABB	2200 U - 503	[R] 60 - 400 W - Turn	2 - 5 (max 20)	83%-17%		2 - 5 (max 14)	94%-17%		1 - 5	42%-3%	
Busch Jaeger   ABB	2247 U	[RL] 20 - 500 W - Turn	2 - 5 (max 20)	95%-3%		2 - 5 (max 14)	95%-3%		1 - 5	95%-3%	
Busch Jaeger   ABB	2250 U	[R] 60 - 600 W - Turn	2 - 5 (max 25)	93%-3%		2 - 5 (max 18)	96%-3%		1 - 5	95%-3%	
Busch Jaeger   ABB	6513 U - 102	[RC] 40 - 420 W - Turn	2 - 5 (max 21)	92%-4%		2 - 5 (max 15)	94%-6%		1 - 5	96%-6%	
Busch Jaeger   ABB	6523 U	[LED] 2 - 100 VA - LED - Turn	2 - 5 (max 25)	92%-4%		2 - 5 (max 18)	91%-3%		1 - 5	82%-5%	
Busch Jaeger   ABB	6526 U	[LED] 2 - 100 VA - LED - Push (2wire)	2 - 19	92%-3%							
ELKO   Schneider	SBD200LED (CCTEL10501)	[LED/RC] 4 - 200 W(RC) 4 - 400 W(RL)	2 - 5 (max 10)	89%-11%		2 - 5 (max 7)	90%-8%		1 - 5	91%-6%	
ELKO   Schneider	SBD315RC (315 GLE)	[RC] 315W	2 - 5 (max 16)	88%-3%		2 - 5 (max 11)	91%-3%		1 - 5	93%-3%	
ELKO   Schneider	SBD420RCRL (CCTEL13011)	[RLC] 420W	2 - 5 (max 21)	94%-3%		2 - 5 (max 15)	96%-3%		1 - 5	96%-6%	
Eltako	EVD6INPN-UC	400W 3-wire Push Module									
Feller   Schneider	40200 (SBD200LED CCTCH10601)	[LED/RC] 4 - 200W(RC) 4 - 400W(RL)	2 - 5 (max 10)	89%-11%		2 - 5 (max 7)	90%-8%		1 - 5	91%-6%	
Feller   Schneider	40300 (SBD315)	[RLC] 300 W	2 - 5 (max 16)	88%-3%		2 - 5 (max 11)	91%-3%		1 - 5	93%-3%	
Feller   Schneider	40420 (SBD420)	[RLC] 420 W	2 - 5 (max 21)	94%-3%		2 - 5 (max 15)	96%-3%		1 - 5	96%-6%	
GIRA	1176-00/01	[RLC] 50 - 420 W	2 - 19	91%-12%							
GIRA	2390 00/ 100	[LED] 7 - 100 W - Push (3wire)	2 - 5 (max 25)	86%-24%		2 - 5 (max 18)	91%-25%				
Hager	EVN 011	[RC] 300 VA	2 - 15	96%-10%							
Hager	EVN 012	[RC] 300 W	2 - 15	96%-9%							
Hager	EVN 004	[RL] 500 VA	2 - 19	96%-10%							
Jung	225 TDE	[RC] 20 - 525 W - Turn	2 - 5 (max 26)	91%-3%		2 - 5 (max 19)	93%-11%		1 - 5	94%-6%	
Jung	1271LEDDE	[LED] 3 - 100 W - Push (3wire)	2 - 5 (max 25)	89%-3%		2 - 5 (max 18)	92%-3%				
Klik aan Klik uit	AWMD-250	[LED] 3 - 24 W	3 - 6	72%-17%							
Klik aan Klik uit	ACM 300	300 W - 3-wire Push LED Dimmer	2 - 15	89%-3%							
Legrand	774161	[RL] 40 - 400 W - Turn	5	95%-3%			N.A.	N.A.			
Legrand	78401	[RLC] 40 - 500 W	2 - 19	91%-1%							
Legrand	67081	[RL] 40 - 400 W - Turn	3 - 5 (max 20)	93%-3%		2 - 5 (max 14)	96%-3%				
Legrand	67082	[RL] 40 - 600 W - Turn	5	95%-5%		3 - 5 (max 14)	96%-3%				
Legrand	67083	[RLC] 3 - 400 W	3 - 4	86%-3%							
Legrand	67084	[RLC] 8 - 300 VA - Push LED (3wire)	2 - 5 (max 15)	93%-3%		2 - 5 (max 10)	93%-3%		1 - 5	95%-3%	
Legrand	67085 (078406)	[RLC] 8 - 300 VA - Push LED (3wire)	2 - 5 (max 15)	97%-3%		2 - 5 (max 10)	98%-3%				
Legrand	L4402N	[R] 60-500 W	3 - 19	86%-11%							
Merten   Schneider	SBD200LED (MEG5134-0000)	[LED/RC] 4 - 200W(RC) 4 - 400W(RL)	2 - 5 (max 10)	89%-11%		2 - 5 (max 7)	90%-8%		1 - 5	91%-6%	
Merten   Schneider	SBD315RC (MEG5136-0000)	[RC] 315 W	2 - 5 (max 16)	88%-3%		2 - 5 (max 11)	91%-3%		1 - 5	93%-3%	
Merten   Schneider	SBD420RCRL (MEG5138-0000)	[RLC] 20 - 420 VA	2 - 5 (max 21)	94%-3%		2 - 5 (max 15)	96%-3%		1 - 5	96%-6%	
MK - Electric	K1535	[R] 65 - 450 W - Turn	2 - 5 (max 23)	71%-3%		2 - 5 (max 16)	80%-4%		1 - 5	31%-3%	
MK - Electric	K1501 WHILV	[R] 60 - 500 W - Turn	2 - 5 (max 25)	77%-3%		2 - 5 (max 18)	87%-3%		1 - 5	86%-3%	
MK - Electric	K4501 WHILV	[RLC] 180 W	2 - 11	84%-3%							
MK - Electric	K4500 WHILV	[RLC] 400 W	2 - 16	86%-3%							
NIKO	310-0280X	[LED] 2 - 100 VA	2 - 5	96%-3%							
PEHA	431HAN	[RL] 6 - 120 W [LED] 6 - 60 W	2 - 6	80%-3%							
Philips	UID8670	[LED] 2 - 100 VA - LED - Push (3 wire)	2 - 5 (max 25)	92%-4%		2 - 5 (max 18)	91%-3%		1 - 5	82%-5%	
RELCO	RP0977	[LED] 4 - 100 W	2 - 5	96%-16%					1 - 5	99%-3%	
RELCO	RM0545	[LED] 4 - 100 W	2 - 5	88%-3%					1 - 5	96%-3%	
Schneider	SBD315RC (SBD 315, SDD 315)	[RC] 315 W	2 - 5 (max 16)	88%-3%		2 - 5 (max 11)	91%-3%		1 - 5	93%-3%	
Schneider	SBD315RC (ATD315)(CCT011533)	[RC] 315 W	2 - 5 (max 16)	88%-3%		2 - 5 (max 11)	91%-3%		1 - 5	93%-3%	
Schneider	SBD200 (WDE 002299)	[ ] 4 - 400 VA - Turn Universal (2 wire)	2 - 5 (max 10)	89%-11%		2 - 5 (max 7)	90%-8%		1 - 5	91%-6%	
Schneider	SBD315RC (SBD 315)	[RC] 315 W	2 - 5 (max 16)	88%-3%		2 - 5 (max 11)	91%-3%		1 - 5	93%-3%	
VADSBO	ED 350	[RC] 50 - 350 W	2 - 18	86%-10%							
VADSBO	DRS 315	[RC] 50 - 315 W	2 - 16	92%-5%							
VADSBO	DU 250	[RC] 20 - 250 W	2 - 13	70%-3%							
Varilight	HQ3W	[R] 60 - 400 W	2 - 5 (max 20)	91%-3%		2 - 5 (max 14)	92%-3%		1 - 5	50%-3%	
Varilight	ICT401 M	[RC] 20 - 400 W	2 - 19	75%-3%							
Vimar	20148	[RL] 500 W	2 - 5 (max 25)	93%-3%	< 6	2 - 5 (max 18)	94%-3%	< 5			
Vimar	14153	[R]	2 - 19	99%-3%							
Vimar	20160	[RC]	2 - 15	90%-3%							
Vimar	20162	[RL] 40 - 300 W	2 - 5 (max 15)	91%-3%	< 6	2 - 5 (max 10)	90%-3%	< 6			
IKEA	E0902 - Dim	[R] 25 - 150 W	2 - 5 (max )	93%-7%		2	95%-6%				
Philips Dynalite	DDLE801	(100 W per channel)	2 - 5	79%-3%		2 - 5	90%-3%				
Philips Dynalite	DDTM102 Module	(460 W per channel)	2 - 5 (max 20)	87%-3%		2 - 5 (max 16)	90%-3%				

# Professional LED Mains Voltage range

## Recommended dimmer compatibility list for Mains Voltage lamps



### KEY

x-y	Excellent dimming with X-Y lamps, however external factors can negatively influence the deep dimming performance
x-y	See note below
	Unexpected performance behavior, not in line with good dimming perception
N.A.	Dimmer lamp combination not applicable
	Dimmer lamp combination not tested

*This document is for information purposes and must be treated as recommendation. Signify attempted to provide best results, results are generated in lab conditions and might contain faults*

Berker  INSTA	286710	[RC] 20 - 360 W - Turn
Berker  INSTA	283010	[R] 60 - 400 W - Turn
Bticino	L4407	[ ] 60 - 250 W
Busch Jaeger  ABB	2200 U - 503	[R] 60 - 400 W - Turn
Busch Jaeger  ABB	2247 U	[RL] 20 - 500 W - Turn
Busch Jaeger  ABB	2250 U	[R] 60 - 600 W - Turn
Busch Jaeger  ABB	6513 U - 102	[RC] 40 - 420 W - Turn
Busch Jaeger  ABB	6523 U	[LED] 2 - 100 VA - LED - Turn
Busch Jaeger  ABB	6526 U	[LED] 2 - 100 VA - LED - Push (2wire)
ELKO  Schneider	SBD200LED (CCTEL10501)	[LED/RC] 4 - 200 W(RC) 4 - 400 W(RL)
ELKO  Schneider	SBD315RC (315 GLE )	[RC] 315 W
ELKO  Schneider	SBD420RCRL (CCTEL13011)	[RLC] 420 W
Eltako	EVD6INPN-UC	400 W 3-wire Push Module
Feller  Schneider	40200 (SBD200LED CCTCH10601)	[LED/RC] 4 - 200 W(RC) 4 - 400 W(RL)
Feller  Schneider	40300 (SBD315)	[RLC] 300 W
Feller  Schneider	40420 (SBD420)	[RLC] 420 W
GIRA	1176-00/01	[RLC] 50 - 420 W
GIRA	2390 00/ 100	[LED] 7 - 100 W - Push (3wire)
Hager	EVN 011	[RC] 300 VA
Hager	EVN 012	[RC] 300 W
Hager	EVN 004	[RL] 500 VA
Jung	225 TDE	[RC] 20 - 525 W - Turn
Jung	1271LEDDE	[LED] 3 - 100 W - Push (3wire)
Klik aan Klik uit	AWMD-250	[LED] 3 - 24 W
Klik aan Klik uit	ACM 300	300 W - 3-wire Push LED Dimmer
Legrand	774161	[RL] 40 - 400 W - Turn
Legrand	78401	[RLC] 40 - 500 W
Legrand	67081	[RL] 40 - 400 W - Turn
Legrand	67082	[RL] 40 - 600 W - Turn
Legrand	67083	[RLC] 3 - 400 W
Legrand	67084	[RLC] 8 - 300 VA - Push LED (3wire)
Legrand	67085 (078406)	[RLC] 8 - 300 VA - Push LED (3wire)
Legrand	L4402N	[R] 60 - 500 W
Merten  Schneider	SBD200LED (MEG5134-0000)	[LED/RC] 4 - 200 W(RC) 4 - 400 W(RL)
Merten  Schneider	SBD315RC (MEG5136-0000)	[RC] 315 W
Merten  Schneider	SBD420RCRL (MEG5138-0000)	[RLC] 20 - 420 VA
MK - Electric	K1535	[R] 65 - 450 W - Turn
MK - Electric	K1501 WHILV	[R] 60 - 500 W - Turn
MK - Electric	K4501 WHILV	[RLC] 180 W
MK - Electric	K4500 WHILV	[RLC] 400 W
NIKO	310-0280X	[LED] 2 - 100 VA
PEHA	431HAN	[RL] 6 - 120 W [LED] 6 - 60 W
Philips	UID8670	[LED] 2 - 100 VA - LED - Push (3wire)
RELCO	RP0977	[LED] 4 - 100 W
RELCO	RM0545	[LED] 4 - 100 W
Schneider	SBD315RC (SBD 315, SDD 315)	[RC] 315 W
Schneider	SBD315RC (ATD315)(CCT011533)	[RC] 315 W
Schneider	SBD200 (WDE 002299)	[ ] 4 - 400 VA - Turn Universal (2wire)
Schneider	SBD315RC (SBD 315)	[RC] 315 W
VADSBO	ED 350	[RC] 50 - 350 W
VADSBO	DRS 315	[RC] 50 - 315 W
VADSBO	DU 250	[RC] 20 - 250 W
Varilight	HQ3W	[R] 60 - 400 W
Varilight	ICT401 M	[RC] 20 - 400 W
Vimar	20148	[RL] 500 W
Vimar	14153	[R]
Vimar	20160	[RC]
Vimar	20162	[RL] 40 - 300 W
IKEA	E0902 - Dim	[R] 25 - 150 W
Philips Dynalite	DDLE801	(100 W per channel)
Philips Dynalite	DDTM102 Module	(460 W per channel)

CorePro LEDspot D 4-35W GU10 CRI80 9290012186			LEDspot CorePro LEDspot D 5-50W GU10 CRI80 9290012188			MASTER LEDspot VLE D 5-50W GU10 827 36D 5CT 9290019947 D 5-50W GU10 830 36D 5CT 9290023484		
Dimming Performance	Dimming Range	Glowing	Dimming Performance	Dimming Range	Glowing	Dimming Performance	Dimming Range	Glowing
1-14	96% - 25%		2-15	85%-19%		1-14	94% - 24%	
1-16	95% - 24%		2-15	88%-19%		1-16	99% - 24%	
				N.A.	N.A.			
1-16	97% - 26%		2-15	89%-17%		1-16	98% - 27%	
1-20	96% - 23%		2-18	97%-6%		1-20	98% - 25%	
1-20	97% - 1%		2-20	98%-4%		1-20	99% - 1%	
1-17	96% - 26%		2-15	87%-20%		1-17	95% - 27%	
1-20	93% - 25%		2-20	93%-17%		1-20	95% - 24%	
1-8	96% - 26%		2-18	96%-18%				
1-13	96% - 12%		2-15	85%-23%		1-8	96% - 26%	
			2-11	91%-5%		1-13	94% - 11%	
			2-15	97%-13%				
			2-15	99%-14%	< 16			
1-8	96% - 26%		2-15	85%-23%		1-8	96% - 26%	
			2-15	95%-32%				
			2-18	90%-14%				
			2-11	97%-16%	< 12			
			2-11	97%-16%	< 12			
			2-18	97%-16%				
1-20	100% - 26%		2-15	87%-22%		1-20	97% - 26%	
			2-20	88%-35%				
			2-4	87%-37%				
				N.A.	N.A.			
				N.A.	N.A.			
			2-15	92%-16%	< 3			
				N.A.	N.A.			
				N.A.	N.A.			
				N.A.	N.A.			
1-16	96% - 0%		2-15	88%-15%		1-16	93% - 0%	
			2-11	99%-3%				
			3-18	86%-28%				
1-8	96% - 26%		2-15	85%-23%		1-8	96% - 26%	
1-13	96% - 12%		2-11	91%-5%		1-13	94% - 11%	
1-17	96% - 25%		2-15	97%-13%		1-17	97% - 24%	
1-18	85% - 19%		2-15	77%-15%		1-18	84% - 19%	
1-20	90% - 17%		2-18	81%-17%		1-20	91% - 16%	
			2-8	90%-19%				
			2-15	88%-19%				
			2-4	97%-7%				
			2-4	87%-10%				
1-20	93% - 25%		2-20	93%-17%		1-20	95% - 24%	
						1-20	98% - 0%	
						1-13	94% - 11%	
			2-11	91%-5%		1-13	94% - 11%	
			2-11	91%-5%				
			2-15	85%-23%				
			2-11	91%-5%		1-13	94% - 11%	
			2-13	88%-29%				
			3-11	97%-21%	< 12			
			2-9	89%-9%	< 10			
1-16	96% - 25%		2-15	88%-8%		1-16	95% - 20%	
			2-15	92%-7%				
			2-18	88%-16%	< 4			
			2-18	97%-9%				
			2-18	94%-12%	< 19			
			2-11	84%-11%	< 4			
			2-18	88%-9%				
			2-16	90%-3%				

# Professional LED Mains Voltage range

## Recommended dimmer compatibility list for Mains Voltage lamps



### KEY

<b>x-y</b>	Excellent dimming with X-Y lamps, however external factors can negatively influence the deep dimming performance
<b>x-y</b>	See note below
<b>■</b>	Unexpected performance behavior, not in line with good dimming perception
<b>N.A.</b>	Dimmer lamp combination not applicable
<b>■</b>	Dimmer lamp combination not tested

This document is for information purposes and must be treated as recommendation. Signify attempted to provide best results, results are generated in lab conditions and might contain faults

			LEDspot			LEDspot			LEDspot		
			MASTER LEDspot VLE DimTone 3.7-35W GU10 CRI90 9290013500			MASTER LEDspot VLE DimTone 4.9-50W 36D GU10 CRI90 9290013503			MASTER LEDspot VALUE D 3.7-35W GU10 36D 927 CRI90 9290013482 GU10 60D 930 CRI90 9290013483 GU10 60D 940 CRI90 9290013484		
			Dimming Performance	Dimming Range	Glowing	Dimming Performance	Dimming Range	Glowing	Dimming Performance	Dimming Range	Glowing
Berker  INSTA	286710	[RC] 20 - 360 W - Turn	2 - 8 (max 19)	94%-8%		2 - 8 (max 14)	92%-3%		2 - 5 (max 19)	96%-31%	
Berker  INSTA	283010	[R] 60 - 400 W - Turn	2 - 8 (max 21)	87%-3%		2 - 8 (max 16)	93%-3%		2 - 5 (max 21)	88%-16%	
Bticino	L4407	[ ] 60 - 250 W		N.A.	N.A.		N.A.	N.A.		N.A.	N.A.
Busch Jaeger  ABB	2200 U - 503	[R] 60 - 400 W - Turn	2 - 8 (max 21)	86%-4%		2 - 8 (max 16)	92%-3%		3 - 5 (max 21)	88%-31%	
Busch Jaeger  ABB	2247 U	[RL] 20 - 500 W - Turn	2 - 8 (max 21)	86%-3%		2 - 8 (max 16)	94%-3%		2 - 5 (max 21)	87%-6%	
Busch Jaeger  ABB	2250 U	[R] 60 - 600 W - Turn	2 - 8 (max 27)	89%-3%		2 - 8 (max 20)	94%-3%		2 - 5 (max 27)	91%-4%	
Busch Jaeger  ABB	6513 U - 102	[RC] 40 - 420 W - Turn	2 - 8 (max 22)	86%-4%		2 - 8 (max 17)	94%-3%		2 - 5 (max 22)	98%-23%	
Busch Jaeger  ABB	6523 U	[LED] 2 - 100 VA-LED - Turn	2 - 8 (max 27)	89%-3%		2 - 8 (max 20)	89%-3%		2 - 5 (max 27)	90%-3%	
Busch Jaeger  ABB	6526 U	[LED] 2 - 100 VA-LED - Push (2wire)	2 - 20	95%-6%		2 - 20	91%-5%		2 - 20	92%-17%	< 5
ELKO  Schneider	SBD200LED (CCTEL10501)	[LED/RC] 4 - 200 W(RC) 4 - 400 W(RL)		N.A.	N.A.	2 - 8	92%-3%			N.A.	N.A.
ELKO  Schneider	SBD315RC (315 GLE )	[RC] 315 W	3 - 8 (max 17)	95%-3%		2 - 8 (max 12)	92%-3%		3 - 5 (max 17)	96%-9%	
ELKO  Schneider	SBD420RCRL (CCTEL13011)	[RLC] 420 W		N.A.	N.A.	3 - 8 (max 17)	95%-3%			N.A.	N.A.
Eltako	EVD6INPN-UC	400 W 3-wire Push Module	2 - 20	94%-10%		2 - 16	96%-3%		2 - 20	98%-11%	
Feller  Schneider	40200 (SBD200LED CCTCH10601)	[LED/RC] 4 - 200 W(RC) 4 - 400 W(RL)		N.A.	N.A.	2 - 8	92%-3%			N.A.	N.A.
Feller  Schneider	40300 (SBD315)	[RLC] 300 W	3 - 8 (max 17)	95%-3%		2 - 8 (max 12)	92%-3%		3 - 5 (max 17)	96%-9%	
Feller  Schneider	40420 (SBD420)	[RLC] 420 W		N.A.	N.A.	3 - 8 (max 17)	95%-3%			N.A.	N.A.
GIRA	1176-00/01	[RLC] 50 - 420 W	2 - 20	94%-11%		2 - 17	94%-9%		2 - 20	90%-29%	< 9
GIRA	2390 00/ 100	[LED] 7 - 100 W - Push (3wire)	3 - 8 (max 27)	90%-3%		3 - 8 (max 20)	91%-3%		3 - 8 (max 27)	91%-15%	< 3
Hager	EVN 011	[RC] 300 VA	2 - 16	98%-8%		2 - 12	94%-7%		2 - 16	96%-22%	< 10
Hager	EVN 012	[RC] 300 W	2 - 16	98%-8%		2 - 12	94%-7%		2 - 16	96%-22%	< 11
Hager	EVN 004	[RL] 500 VA	2 - 20	98%-8%		2 - 20	95%-7%		2 - 20	95%-22%	< 11
Jung	225 TDE	[RC] 20 - 525 W - Turn	2 - 8 (max 28)	96%-8%		2 - 8 (max 21)	91%-3%		2 - 5 (max 28)	94%-33%	
Jung	127ILEDDE	[LED] 3 - 100 W - Push (3wire)	2 - 8 (max 27)	91%-3%		2 - 8 (max 20)	91%-3%		2 - 5 (max 27)	89%-13%	
Klik aan Klik uit	AWMD-250	[LED] 3- 24 W	2 - 6	84%-11%		2 - 5	80%-11%			82%-30%	< 7
Klik aan Klik uit	ACM 300	300 W - 3-wire Push LED Dimmer	2 - 16	99%-3%		2 - 12	87%-3%			89%-14%	< 7
Legrand	774161	[RL] 40 - 400 W - Turn		N.A.	N.A.	2 - 8 (max 16)	95%-3%	< 4		N.A.	N.A.
Legrand	78401	[RLC] 40 - 500 W	2 - 20	93%-4%		2 - 16	91%-3%		2 - 20	91%-14%	
Legrand	67081	[RL] 40 - 400 W - Turn		N.A.	N.A.	3 - 8 (max 16)	95%-3%			N.A.	N.A.
Legrand	67082	[RL] 40 - 600 W - Turn		N.A.	N.A.	3 - 8 (max 24)	94%-3%			N.A.	N.A.
Legrand	67083	[RLC] 3 - 400 W	2 - 20	89%-3%		2 - 16	85%-2%			83%-11%	
Legrand	67084	[RLC] 8 - 300 VA - Push LED (3wire)	2 - 8 (max 16)	96%-4%	< 3	2 - 8 (max 12)	93%-3%	< 4	2 - 5 (max 16)	96%-22%	< 5
Legrand	67085 (078406)	[RLC] 8 - 300 VA - Push LED (3wire)	2 - 8 (max 16)	99%-3%		2 - 8 (max 12)	95%-3%		2 - 5 (max 16)	97%-3%	
Legrand	L4402N	[R] 60-500 W	3 - 20	87%-10%		2 - 20	84%-8%		5 - 20	88%-28%	
Merten  Schneider	SBD200LED (MEG5134-0000)	[LED/RC] 4 - 200 W(RC) 4 - 400 W(RL)		N.A.	N.A.	2 - 8	92%-3%			N.A.	N.A.
Merten  Schneider	SBD315RC (MEG5136-0000)	[RC] 315 W	3 - 8 (max 17)	95%-3%		2 - 8 (max 12)	92%-3%		3 - 5 (max 17)	96%-9%	
Merten  Schneider	SBD420RCRL (MEG5138-0000)	[RLC] 20-420 VA		N.A.	N.A.	3 - 8 (max 17)	95%-3%			N.A.	N.A.
MK - Electric	K1535	[R] 65 - 450 W - Turn	2 - 8 (max 24)	52%-3%		2 - 8 (max 18)	70%-3%		2 - 8 (max 24)	71%-15%	
MK - Electric	K1501 WHILV	[R] 60 - 500 W - Turn	2 - 8 (max 27)	80%-3%		2 - 8 (max 20)	87%-3%		2 - 8 (max 27)	79%-17%	
MK - Electric	K4501 WHILV	[RLC] 180 W	2 - 12	86%-4%		2 - 9	86%-4%		2 - 12	85%-15%	
MK - Electric	K4500 WHILV	[RLC] 400 W	2 - 20	86%-5%		2 - 13	86%-4%		2 - 17	87%-15%	
NIKO	310-0280X	[LED] 2 - 100 VA	2 - 5	99%-3%		2 - 4	95%-3%		2 - 5	96%-6%	
PEHA	431HAN	[RL] 6-120 W [LED] 6 - 60 W	2 - 6	85%-3%		2 - 5	84%-3%		2 - 6	84%-6%	
Philips	UID8670	[LED] 2 - 100 VA - LED - Push (3wire)	2 - 8 (max 27)	89%-3%		2 - 8 (max 20)	89%-3%		2 - 5 (max 27)	90%-3%	
RELCO	RP0977	[LED] 4 - 100 W	2 - 5	99%-13%		2 - 4	75%-11%		2 - 5	97%-32%	
RELCO	RM0545	[LED] 4 - 100 W	2 - 5	90%-10%		2 - 4	87%-4%		2 - 5	88%-15%	
Schneider	SBD315RC (SBD 315, SDD 315)	[RC] 315 W	3 - 8 (max 17)	95%-3%		2 - 8 (max 12)	92%-3%		3 - 5 (max 17)	96%-9%	
Schneider	SBD315RC (ATD315)(CCT011533)	[RC] 315 W	3 - 8 (max 17)	95%-3%		2 - 8 (max 12)	92%-3%		3 - 5 (max 17)	96%-9%	
Schneider	SBD200 (WDE 002299)	[ ] 4 - 400 VA - Turn Universal (2wire)		N.A.	N.A.	2 - 8	92%-3%			N.A.	N.A.
Schneider	SBD315RC (SBD 315)	[RC] 315 W	3 - 8 (max 17)	95%-3%		2 - 8 (max 12)	92%-3%		3 - 5 (max 17)	96%-9%	
VADSBO	ED 350	[RC] 50 - 350 W	2 - 20	88%-10%		2 - 14	85%-8%		2 - 19	89%-29%	
VADSBO	DRS 315	[RC] 50 - 315 W	3 - 17	93%-6%		2 - 13	90%-5%		3 - 17	92%-18%	< 18
VADSBO	DU 250	[RC] 20 - 250 W	2 - 14	84%-3%	< 15	2 - 10	77%-3%	< 11	3 - 14	83%-9%	< 15
Varilight	HQ3W	[R] 60 - 400 W	2 - 8 (max 21)	85%-3%		2 - 8 (max 16)	92%-3%		2 - 5 (max 21)	84%-8%	
Varilight	ICT401 M	[RC] 20 - 400 W	2 - 20	84%-3%		2 - 16	79%-3%		2 - 20	83%-3%	< 7
Vimar	20148	[RL] 500 W	2 - 8 (max 27)	87%-3%	< 8	3 - 8 (max 20)	92%-3%	< 9	3 - 8 (max 27)	85%-17%	< 6
Vimar	14153	[R]	2 - 20	99%-3%		2 - 20	97%-3%			97%-4%	
Vimar	20160	[RC]	2 - 20	86%-5%		2 - 12	89%-3%	< 13	3 - 16	91%-11%	< 17
Vimar	20162	[RL] 40 - 300 W	2 - 8 (max 16)	94%-4%	< 8	2 - 8 (max 12)	92%-3%	< 9	3 - 8 (max 16)	92%-25%	< 6
IKEA	E0902 - Dim	[R] 25 - 150 W	2 - 8 (max )	87%-3%		2 - 8 (max )	93%-3%		2 - 8 (max )	89%-16%	
Philips Dynalite	DDLE801	(100 W per channel)	2 - 8	90%-3%		2 - 8	89%-3%		2 - 8	88%-8%	
Philips Dynalite	DDTM102 Module	(460 W per channel)	2 - 8 (max 24)	94%-3%		2 - 8 (max 18)	89%-3%		2 - 8 (max 24)	92%-3%	

# Professional LED Mains Voltage range

## Recommended dimmer compatibility list for Mains Voltage lamps



### KEY

x-y	Excellent dimming with X-Y lamps, however external factors can negatively influence the deep dimming performance
x-y	See note below
	Unexpected performance behavior, not in line with good dimming perception
N.A.	Dimmer lamp combination not applicable
	Dimmer lamp combination not tested

This document is for information purposes and must be treated as recommendation. Signify attempted to provide best results, results are generated in lab conditions and might contain faults

			LEDspot								
			MASTER LEDspot VLE D 4.9-50W GU10 CRI90 9290013488			MASTER LEDspot VALUE D 6.2-80W GU10 36D 927 CRI90 9290020595 / 930 CRI90 9290020684 / 940 CRI90 9290020660 / 965 CRI90 9290022099 MAS LED spot VLE D 650lm GU10 930 120D 9290022100			CorePro LEDspot D 4-35W GU10 CRI80 36D 9290012186		
			Dimming Performance	Dimming Range	Glowing	Dimming Performance	Dimming Range	Glowing	Dimming Performance	Dimming Range	Glowing
Berker  INSTA	286710	[RC] 20 - 360 W - Turn	2 - 5 (max 14)	93%-26%		2 - 5	89% - 20%		2 - 8	94%-8%	
Berker  INSTA	283010	[R] 60 - 400 W - Turn	2 - 5 (max 16)	98%-23%		2 - 5	93% - 20%		2 - 8	87%-3%	
Bticino	L4407	[ ] 60 - 250 W		N.A.	N.A.					N.A.	N.A.
Busch Jaeger  ABB	2200 U - 503	[R] 60 - 400 W - Turn	2 - 5 (max 16)	92%-34%		2 - 5	91%-17%		2 - 8	86%-4%	
Busch Jaeger  ABB	2247 U	[RL] 20 - 500 W - Turn	2 - 5 (max 16)	95%-9%		2 - 5	93%-7%		2 - 8	86%-3%	
Busch Jaeger  ABB	2250 U	[R] 60 - 600 W - Turn	2 - 5 (max 20)	98%-5%		2 - 5	95%-4%		2 - 8	89%-3%	
Busch Jaeger  ABB	6513 U - 102	[RC] 40 - 420 W - Turn	2 - 5 (max 17)	96%-21%		2 - 5	92%-18%		2 - 8	96%-4%	
Busch Jaeger  ABB	6523 U	[LED] 2 - 100 VA-LED - Turn	2 - 5 (max 20)	93%-3%		2 - 5	88%-3%		2 - 8	89%-3%	
Busch Jaeger  ABB	6526 U	[LED] 2 - 100 VA-LED - Push (2wire)	2 - 20	95%-16%					2 - 20	93%-3%	
ELKO  Schneider	SBD200LED (CCTEL10501)	[LED/RC] 4 - 200 W(RC) 4 - 400 W(RL)	2 - 5	93%-28%		2 - 5	90%-24%			N.A.	N.A.
ELKO  Schneider	SBD315RC (315 GLE )	[RC] 315 W	2 - 5 (max 12)	94%-7%		2 - 5	89%-4%		3 - 8	95%-3%	
ELKO  Schneider	SBD420RCRL (CCTEL13011)	[RLC] 420 W	2 - 5 (max 17)	97%-15%		2 - 5	95%-12%			N.A.	N.A.
Eltako	EVD6INPN-UC	400 W 3-wire Push Module	2 - 16	99%-10%					2 - 20	99%-3%	
Feller  Schneider	40200 (SBD200LED CCTCH10601)	[LED/RC] 4 - 200 W(RC) 4 - 400 W(RL)	2 - 5	93%-28%		2 - 5	90%-24%			N.A.	N.A.
Feller  Schneider	40300 (SBD315)	[RLC] 300 W	2 - 5 (max 12)	94%-7%		2 - 5	89%-4%		3 - 8	95%-3%	
Feller  Schneider	40420 (SBD420)	[RLC] 420 W	2 - 5 (max 17)	97%-15%		2 - 5	95%-12%			N.A.	N.A.
GIRA	1176-00/01	[RLC] 50 - 420 W	2 - 17	93%-27%					2 - 20	93%-3%	
GIRA	2390 00/ 100	[LED] 7 - 100 W - Push (3wire)	2 - 5 (max 20)	91%-14%		2 - 5	88%-36%		2 - 8	91%-3%	
Hager	EVN 011	[RC] 300 VA	2 - 12	98%-21%					2 - 17	98%-5%	
Hager	EVN 012	[RC] 300 W	2 - 12	97%-21%					2 - 17	98%-5%	
Hager	EVN 004	[RL] 500 VA	2 - 20	99%-21%					2 - 17	98%-5%	
Jung	225 TDE	[RC] 20 - 525 W - Turn	2 - 5 (max 21)	93%-28%		2 - 5	89%-19%		2 - 8	96%-8%	
Jung	127ILEDDE	[LED] 3 - 100 W - Push (3wire)	2 - 5 (max 20)	93%-13%		2 - 5	88%-11%		2 - 8	91%-3%	
Klik aan Klik uit	AWMD-250	[LED] 3- 24 W	2 - 5	84%-32%					2 - 7	83%-7%	<3
Klik aan Klik uit	ACM 300	300 W - 3-wire Push LED Dimmer		90%-14%					2 - 17	80%-3%	
Legrand	774161	[RL] 40 - 400 W - Turn		N.A.	N.A.	2 - 5	94%-17%			N.A.	N.A.
Legrand	78401	[RLC] 40 - 500W	2 - 16	93%-11%	<3				2 - 20	95%-3%	
Legrand	67081	[RL] 40 - 400 W - Turn		N.A.	N.A.	2 - 5	93%-15%			N.A.	N.A.
Legrand	67082	[RL] 40 - 600 W - Turn		N.A.	N.A.	2 - 5	95%-17%			N.A.	N.A.
Legrand	67083	[RLC] 3 - 400 W		96%-10%					2 - 20	84%-3%	
Legrand	67084	[RLC] 8 - 300 VA - Push LED (3wire)	2 - 5 (max 12)	95%-18%	<3	2 - 5	93%-13%		2 - 8	96%-4%	<3
Legrand	67085 (078406)	[RLC] 8 - 300 VA - Push LED (3wire)	2 - 5 (max 12)	98%-3%		2 - 5	97%-3%		2 - 8	99%-3%	
Legrand	L4402N	[R] 60-500 W	2 - 20	93%-28%						N.A.	N.A.
Merten  Schneider	SBD200LED (MEG5134-0000)	[LED/RC] 4 - 200 W(RC) 4-400 W(RL)	2 - 5	93%-28%		2 - 5	90%-24%			N.A.	N.A.
Merten  Schneider	SBD315RC (MEG5136-0000)	[RC] 315 W	2 - 5 (max 12)	94%-7%		2 - 5	89%-4%		3 - 8	95%-3%	
Merten  Schneider	SBD420RCRL (MEG5138-0000)	[RLC] 20-420 VA	2 - 5 (max 17)	97%-15%		2 - 5	95%-12%			N.A.	N.A.
MK - Electric	K1535	[R] 65 - 450 W - Turn	2 - 8 (max 18)	85%-19%		2 - 5	81%-17%			N.A.	N.A.
MK - Electric	K1501 WHILV	[R] 60 - 500 W - Turn	2 - 8 (max 20)	91%-18%		2 - 5	86%-15%		2 - 8	80%-3%	
MK - Electric	K4501 WHILV	[RLC] 180 W	2 - 9	86%-15%					2 - 13	78%-3%	
MK - Electric	K4500 WHILV	[RLC] 400 W	2 - 13	87%-15%					2 - 20	77%-3%	
NIKO	310-0280X	[LED] 2 - 100 VA	2 - 4	96%-5%					2 - 6	98%-3%	
PEHA	431HAN	[RL] 6-120 W [LED] 6 - 60 W	2 - 5	86%-7%					2 - 3	76%-3%	
Philips	UID8670	[LED] 2 - 100 VA - LED - Push (3wire)	2 - 5 (max 20)	93%-3%		2 - 5	88%-3%		2 - 8	89%-3%	
RELCO	RP0977	[LED] 4 - 100 W	2 - 4	97%-29%					2 - 6	97%-9%	
RELCO	RM0545	[LED] 4 - 100 W	2 - 4	89%-14%					2 - 6	94%-3%	
Schneider	SBD315RC (SBD 315, SDD 315)	[RC] 315 W	2 - 5 (max 12)	94%-7%		2 - 5	89%-4%		3 - 8	95%-3%	
Schneider	SBD315RC (ATD315)(CCT011533)	[RC] 315 W	2 - 5 (max 12)	94%-7%		2 - 5	89%-4%		3 - 8	95%-3%	
Schneider	SBD200 (WDE 002299)	[ ] 4 - 400 VA - Turn Universal (2wire)	2 - 5	93%-28%		2 - 5	90%-24%			N.A.	N.A.
Schneider	SBD315RC (SBD 315)	[RC] 315 W	2 - 5 (max 12)	94%-7%		2 - 5	89%-4%		3 - 8	95%-3%	
VADSBO	ED 350	[RC] 50 - 350 W	2 - 14	87%-25%					2 - 20	90%-7%	
VADSBO	DRS 315	[RC] 50 - 315 W	2 - 13	93%-17%	< 14					N.A.	N.A.
VADSBO	DU 250	[RC] 20 - 250 W	2 - 10	83%-7%	< 11				2 - 14	91%-3%	
Varilight	HQ3W	[R] 60 - 400 W	2 - 5 (max 16)	97%-11%		2 - 5	91%-10%		2 - 8	85%-3%	
Varilight	ICT401 M	[RC] 20 - 400 W	2 - 16	84%-3%					2 - 20	84%-3%	
Vimar	20148	[RL] 500 W	3 - 5 (max 20)	95%-17%	< 6	2 - 5	93%-14%	< 6	2 - 8	87%-3%	< 9
Vimar	14153	[R]	< 6	99%-3%					2 - 8	97%-3%	
Vimar	20160	[RC]	2 - 12	96%-9%	< 13				2 - 20	83%-3%	< 9
Vimar	20162	[RL] 40 - 300 W	2 - 5 (max 12)	94%-18%	< 6	2 - 5	90%-13%	< 6	2 - 8	94%-4%	< 9
IKEA	E0902 - Dim	[R] 25 - 150 W	2 - 5 (max )	97%-22%		2 - 5	94%-3%		2 - 8	87%-3%	< 2
Philips Dynalite	DDLE801	(100 W per channel)	2 - 8	93%-9%		2 - 5	88%-8%		2 - 8	90%-3%	
Philips Dynalite	DDTM102 Module	(460 W per channel)	2 - 8 (max 18)	95%-5%		2 - 5	90%-4%		2 - 8	94%-3%	

# Professional LED Mains Voltage range

## Recommended dimmer compatibility list for Mains Voltage lamps



### KEY

x-y	Excellent dimming with X-Y lamps, however external factors can negatively influence the deep dimming performance
x-y	See note below
	Unexpected performance behavior, not in line with good dimming perception
N.A.	Dimmer lamp combination not applicable
	Dimmer lamp combination not tested

This document is for information purposes and must be treated as recommendation. Signify attempted to provide best results, results are generated in lab conditions and might contain faults

Berker  INSTA	286710	[RC] 20 - 360 W - Turn
Berker  INSTA	283010	[R] 60 - 400 W - Turn
Bticino	L4407	[ ] 60 - 250 W
Busch Jaeger  ABB	2200 U - 503	[R] 60 - 400 W - Turn
Busch Jaeger  ABB	2247 U	[RL] 20 - 500 W - Turn
Busch Jaeger  ABB	2250 U	[R] 60 - 600 W - Turn
Busch Jaeger  ABB	6513 U - 102	[RC] 40 - 420 W - Turn
Busch Jaeger  ABB	6523 U	[LED] 2 - 100 VA - LED - Turn
Busch Jaeger  ABB	6526 U	[LED] 2 - 100 VA - LED - Push (2wire)
ELKO  Schneider	SBD200LED (CCTEL10501)	[LED/RC] 4 - 200 W(RC) 4-400 W(RL)
ELKO  Schneider	SBD315RC (315 GLE )	[RC] 315 W
ELKO  Schneider	SBD420RCRL (CCTEL13011)	[RLC] 420 W
Eltako	EVD6INPN-UC	400 W 3-wire Push Module
Feller  Schneider	40200 (SBD200LED CCTCH10601)	[LED/RC] 4 - 200 W(RC) 4-400 W(RL)
Feller  Schneider	40300 (SBD315)	[RLC] 300 W
Feller  Schneider	40420 (SBD420)	[RLC] 420 W
GIRA	1176-00/01	[RLC] 50 - 420 W
GIRA	2390 00/ 100	[LED] 7 - 100 W - Push (3wire)
Hager	EVN 011	[RC] 300 VA
Hager	EVN 012	[RC] 300 W
Hager	EVN 004	[RL] 500 VA
Jung	225 TDE	[RC] 20 - 525 W - Turn
Jung	127ILEDDE	[LED] 3 - 100 W - Push (3wire)
Klik aan Klik uit	AWMD-250	[LED] 3- 24 W
Klik aan Klik uit	ACM 300	300 W - 3-wire Push LED Dimmer
Legrand	774161	[RL] 40 - 400 W - Turn
Legrand	78401	[RLC] 40 - 500 W
Legrand	67081	[RL] 40 - 400 W - Turn
Legrand	67082	[RL] 40 - 600 W - Turn
Legrand	67083	[RLC] 3 - 400 W
Legrand	67084	[RLC] 8 - 300 VA - Push LED (3wire)
Legrand	67085 (078406)	[RLC] 8 - 300 VA - Push LED (3wire)
Legrand	L4402N	[R] 60-500 W
Merten  Schneider	SBD200LED (MEG5134-0000)	[LED/RC] 4 - 200 W(RC) 4-400 W(RL)
Merten  Schneider	SBD315RC (MEG5136-0000)	[RC] 315 W
Merten  Schneider	SBD420RCRL (MEG5138-0000)	[RLC] 20-420 VA
MK - Electric	K1535	[R] 65 - 450 W - Turn
MK - Electric	K1501 WHILV	[R] 60 - 500 W - Turn
MK - Electric	K4501 WHILV	[RLC] 180 W
MK - Electric	K4500 WHILV	[RLC] 400 W
NIKO	310-0280X	[LED] 2 - 100 VA
PEHA	431HAN	[RL] 6-120 W [LED] 6 - 60 W
Philips	UID8670	[LED] 2 - 100 VA - LED - Push (3wire)
RELCO	RP0977	[LED] 4 - 100 W
RELCO	RM0545	[LED] 4 - 100 W
Schneider	SBD315RC (SBD 315, SDD 315)	[RC] 315 W
Schneider	SBD315RC (ATD315)(CCT011533)	[RC] 315 W
Schneider	SBD200 (WDE 002299)	[ ] 4 - 400 VA - Turn Universal (2wire)
Schneider	SBD315RC (SBD 315)	[RC] 315 W
VADSBO	ED 350	[RC] 50 - 350 W
VADSBO	DRS 315	[RC] 50 - 315 W
VADSBO	DU 250	[RC] 20 - 250 W
Varilight	HQ3W	[R] 60 - 400 W
Varilight	ICT401 M	[RC] 20 - 400 W
Vimar	20148	[RL] 500 W
Vimar	14153	[R]
Vimar	20160	[RC]
Vimar	20162	[RL] 40 - 300 W
IKEA	E0902 - Dim	[R] 25 - 150 W
Philips Dynalite	DDLE801	(100 W per channel)
Philips Dynalite	DDTM102 Module	(460 W per channel)

LEDspot					
CorePro LEDspot D 5-50W GU10 CRI80 36D 9290012188			MASTER LEDspot CLA D 6-50W 827 PAR20 25D 9290023380/ 830 PAR20 25D 9290023381/ 840 PAR20 25D 9290023382/ 827 PAR20 40D 9290023383/ 830 PAR20 40D 9290023384/ 840 PAR20 40D 9290023385		
Dimming Performance	Dimming Range	Glowing	Dimming Performance	Dimming Range	Glowing
2 - 8	92%- 3%		1 - 10	91%- 12%	
2 - 8	93%- 3%		1 - 5	93%- 6%	
	N.A.	N.A.		N.A.	N.A.
2 - 8	92%- 3%		1 - 10	93%- 6%	
2 - 8	94%- 3%		1 - 14	92%- 3%	
2 - 8	94%- 3%		1 - 8	95%- 3%	
2 - 8	94%- 3%		1 - 15	92%- 12%	
2 - 8	89%- 3%		1 - 14	93%- 3%	
2 - 20	94%- 3%		1 - 17	94%- 10%	
2 - 8	92%- 3%		1 - 10	92%- 14%	
2 - 8	92%- 3%		1 - 9	92%- 4%	
3 - 8	95%- 3%		1 - 12	94%- 7%	
2 - 16	99%- 3%		1 - 13	98%- 7%	
2 - 8	92%- 3%		1 - 10	92%- 14%	
2 - 8	92%- 3%		1 - 9	92%- 4%	
3 - 8	95%- 3%		1 - 12	94%- 7%	
2 - 16	94%- 3%		1 - 14	96%- 17%	
			1 - 10	93%- 3%	
2 - 12	99%- 3%		1 - 10	98%- 8%	
2 - 12	99%- 3%		1 - 10	98%- 13%	
2 - 20	97%- 3%		1 - 17	98%- 14%	
2 - 8	91%- 3%		1 - 15	98%- 13%	
2 - 8	91%- 3%		1 - 10	92%- 3%	
2 - 5	78%- 3%		1 - 4	93%- 19%	
2 - 12	89%- 3%		1 - 10	58%- 3%	
2 - 8	94%- 3%		2 - 11	93%- 6%	
2 - 16	94%- 3%		1 - 13	94%- 7%	
3 - 8	95%- 3%		2 - 9	94%- 5%	
3 - 8	94%- 3%		2 - 15	94%- 5%	
2 - 16	81%- 3%		1 - 3	94%- 3%	
2 - 8	93%- 3%		1 - 11	93%- 8%	
2 - 8	95%- 3%		1 - 9	97%- 3%	
3 - 20	78%- 3%			N.A.	N.A.
2 - 8	92%- 3%		1 - 10	92%- 14%	
2 - 8	92%- 3%		1 - 9	92%- 4%	
3 - 8	95%- 3%		1 - 12	94%- 7%	
2 - 8	70%- 3%		1 - 13	77%- 7%	
2 - 8	87%- 3%		1 - 15	96%- 30%	
2 - 9	86%- 3%		1 - 7	92%- 5%	
2 - 16	83%- 3%		1 - 11	99%- 29%	
2 - 4	97%- 3%		1 - 3	96%- 4%	
2 - 5	81%- 3%		1 - 4	95%- 3%	
2 - 8	89%- 3%		1 - 14	93%- 3%	
2 - 4	97%- 6%		1 - 3	99%- 15%	
2 - 4	92%- 3%		1 - 3	92%- 8%	
2 - 8	92%- 3%		1 - 9	92%- 4%	
2 - 8	92%- 3%		1 - 9	92%- 4%	
2 - 8	92%- 3%		1 - 10	92%- 14%	
2 - 8	92%- 3%		1 - 9	92%- 4%	
2 - 14	88%- 4%		1 - 12	93%- 14%	
2 - 13	93%- 3%		1 - 11	95%- 10%	
2 - 10	80%- 3%	<1	1 - 14	96%- 17%	
2 - 8	93%- 3%		1 - 8	91%- 5%	
2 - 16	86%- 3%		1 - 13	94%- 5%	
3 - 8	92%- 3%	<9	1 - 14	92%- 4%	
2 - 20	94%- 3%		1 - 15	99%- 3%	
3 - 20	94%- 3%	<14	1 - 10	95%- 3%	
2 - 8	91%- 3%	<9	1 - 9	91%- 7%	
2 - 6	93%- 3%		2 - 5	94%- 9%	
2 - 8	89%- 3%				
2 - 8	89%- 3%				

# Professional LED Mains Voltage range

## Recommended dimmer compatibility list for Mains Voltage lamps



### KEY

x-y	Excellent dimming with X-Y lamps, however external factors can negatively influence the deep dimming performance
x-y	See note below
	Unexpected performance behavior, not in line with good dimming perception
N.A.	Dimmer lamp combination not applicable
	Dimmer lamp combination not tested

This document is for information purposes and must be treated as recommendation. Signify attempted to provide best results, results are generated in lab conditions and might contain faults

			LEDspot			LEDspot			CorePro LEDspot		
			MASTER LEDspot CLA D 9.5-75W 827 PAR30S 25D D 9.5-75W 830 PAR30S 25D / D 9.5-75W 840 PAR30S 25D			MASTER LEDspot CLA D 13-100W CRI80 PAR38 25D			CorePro LEDspot D 4.5-60W R63 E27 CRI80 36D		
			Dimming Performance	Dimming Range	Glowing	Dimming Performance	Dimming Range	Glowing	Dimming Performance	Dimming Range	Glowing
Berker   INSTA	286710	[RC] 20 - 360 W - Turn	1 - 8	93%- 12%		1 - 5	94%- 13%		1 - 5	79%- 3%	
Berker   INSTA	283010	[R] 60 - 400 W - Turn	1 - 8	96%- 11%		1 - 5	96%- 12%		1 - 5	85%- 14%	
Bticino	L4407	[ ] 60 - 250 W		N.A.	N.A.		N.A.	N.A.			
Busch Jaeger   ABB	2200 U - 503	[R] 60 - 400 W - Turn	1 - 8	95%- 11%		1 - 8	97%- 57%		1 - 5	85%- 6%	
Busch Jaeger   ABB	2247 U	[R L] 20 - 500 W - Turn	1 - 11	94%- 3%		1 - 8	95%- 3%		1 - 5	85%- 3%	
Busch Jaeger   ABB	2250 U	[R] 60 - 600 W - Turn	1 - 13	96%- 3%		1 - 9	96%- 3%		1 - 5	85%- 3%	
Busch Jaeger   ABB	6513 U - 102	[RC] 40 - 420 W - Turn	1 - 9	93%- 12%		1	93%- 12%		1 - 2	83%- 3%	
Busch Jaeger   ABB	6523 U	[LED] 2 - 100 VA - LED - Turn	1 - 11	95%- 3%		1 - 15	96%- 3%		1 - 5	77%- 3%	
Busch Jaeger   ABB	6526 U	[LED] 2 - 100 VA - LED - Push (2wire)	1 - 11	95%- 12%		1 - 8	93%- 11%				
ELKO   Schneider	SBD200LED (CCTEL10501)	[LED/RC] 4 - 200 W(RC) 4-400 W(RL)	1 - 8	92%- 18%		1 - 5	93%- 15%		1 - 5	78%- 3%	
ELKO   Schneider	SBD315RC (315 GLE )	[RC] 315 W	1 - 7	94%- 4%		1 - 5	94%- 4%		1 - 5	77%- 3%	
ELKO   Schneider	SBD420RCRL (CCTEL13011)	[RLC] 420 W	1 - 9	96%- 7%			N.A.	N.A.	3 - 5	85%- 3%	
Eltako	EVD6INPN-UC	400 W 3-wire Push Module	1 - 8	95%- 7%		1 - 6	96%- 8%				
Feller   Schneider	40200 (SBD200LED CCTCH10601)	[LED/RC] 4 - 200 W(RC) 4-400 W(RL)	1 - 8	92%- 18%		1 - 5	93%- 15%		1 - 5	78%- 3%	
Feller   Schneider	40300 (SBD315)	[RLC] 300 W	1 - 7	94%- 4%		1 - 5	94%- 4%		1 - 5	77%- 3%	
Feller   Schneider	40420 (SBD420)	[RLC] 420 W	1 - 9	96%- 7%			N.A.	N.A.	3 - 5	85%- 3%	
GIRA	1176-00/01	[RLC] 50 - 420 W	1 - 9	88%- 7%			N.A.	N.A.			
GIRA	2390 00/ 100	[LED] 7 - 100 W - Push (3wire)	1 - 9	97%- 3%		1 - 5	94%- 4%		1 - 5	79%- 3%	
Hager	EVN 011	[RC] 300 VA	1 - 6	96%- 6%		5	97%- 9%				
Hager	EVN 012	[RC] 300 W	1 - 6	96%- 14%		5	97%- 14%				
Hager	EVN 004	[RL] 500 VA	1 - 11	97%- 14%		8	97%- 14%				
Jung	225 TDE	[RC] 20 - 525 W - Turn	1 - 11	93%- 13%		1 - 8	92%- 14%			N.A.	N.A.
Jung	127ILEDDE	[LED] 3 - 100 W - Push (3wire)	1 - 10	94%- 3%		1 - 8	95%- 3%		1 - 5	80%- 3%	
Klik aan Klik uit	AWMD-250	[LED] 3- 24 W	1 - 3	89%- 20%		1 - 2	92%- 21%				
Klik aan Klik uit	ACM 300	300 W - 3-wire Push LED Dimmer	1 - 6	84%- 3%		1 - 5	81%- 3%				
Legrand	774161	[RL] 40 - 400 W - Turn	1 - 8	96%- 6%		1 - 6	97%- 7%			N.A.	N.A.
Legrand	78401	[RLC] 40 - 500 W	5 - 8	93%- 8%			N.A.	N.A.			
Legrand	67081	[RL] 40 - 400 W - Turn	1 - 6	96%- 3%		1 - 5	98%- 7%				
Legrand	67082	[RL] 40 - 600 W - Turn	1 - 13	96%- 3%			N.A.	N.A.			
Legrand	67083	[RLC] 3 - 400 W	1 - 2	89%- 3%		1 - 6	92%- 3%				
Legrand	67084	[RLC] 8 - 300 VA - Push LED (3wire)	1 - 8	94%- 3%			N.A.	N.A.	1 - 2	77%- 3%	
Legrand	67085 (078406)	[RLC] 8 - 300 VA - Push LED (3wire)	1 - 6	98%- 3%			N.A.	N.A.	1 - 5	93%- 3%	
Legrand	L4402N	[R] 60-500 W		N.A.	N.A.	2 - 3	91%- 15%				
Merten   Schneider	SBD200LED (MEG5134-0000)	[LED/RC] 4 - 200 W(RC) 4-400 W(RL)	1 - 8	92%- 18%		1 - 5	93%- 15%		1 - 5	78%- 3%	
Merten   Schneider	SBD315RC (MEG5136-0000)	[RC] 315 W	1 - 7	94%- 4%		1 - 5	94%- 4%		1 - 5	77%- 3%	
Merten   Schneider	SBD420RCRL (MEG5138-0000)	[RLC] 20-420 VA	1 - 9	96%- 7%			N.A.	N.A.	3 - 5	85%- 3%	
MK - Electric	K1535	[R] 65 - 450 W - Turn	1 - 5	84%- 5%		1 - 7	88%- 10%		2	62%- 6%	
MK - Electric	K1501 WHILV	[R] 60 - 500 W - Turn	1 - 7	84%- 5%		1 - 8	93%- 6%		3 - 5	69%- 3%	
MK - Electric	K4501 WHILV	[RLC] 180 W	1 - 9	93%- 8%		1 - 3	92%- 8%				
MK - Electric	K4500 WHILV	[RLC] 400 W	1 - 11	93%- 6%		1 - 6	91%- 6%				
NIKO	310-0280X	[LED] 2 - 100 VA	1 - 2	86%- 4%		1 - 2	94%- 5%				
PEHA	431HAN	[RL] 6-120 W [LED] 6 - 60 W	1 - 3	86%- 3%		1 - 2	91%- 3%				
Philips	UID8670	[LED] 2 - 100 VA - LED - Push (3wire)	1 - 11	95%- 3%		1 - 15	96%- 3%				
RELCO	RP0977	[LED] 4 - 100 W	1 - 2	89%- 13%		1 - 2	99%- 17%		1 - 5	94%- 4%	
RELCO	RM0545	[LED] 4 - 100 W	1 - 2	83%- 8%		1 - 3	93%- 9%		1 - 5	74%- 3%	
Schneider	SBD315RC (SBD 315, SDD 315)	[RC] 315 W	1 - 7	94%- 4%		1 - 5	94%- 4%		1 - 5	77%- 3%	
Schneider	SBD315RC (ATD315)(CCT011533)	[RC] 315 W	1 - 7	94%- 4%		1 - 5	94%- 4%		1 - 5	77%- 3%	
Schneider	SBD200 (WDE 002299)	[ ] 4 - 400 VA - Turn Universal (2wire)	1 - 8	92%- 18%		1 - 5	93%- 15%		1 - 5	78%- 3%	
Schneider	SBD315RC (SBD 315)	[RC] 315 W	1 - 7	94%- 4%		1 - 5	94%- 4%		1 - 5	77%- 3%	
VADSBO	ED 350	[RC] 50 - 350 W	1 - 7	82%- 13%		1 - 5	90%- 1%				
VADSBO	DRS 315	[RC] 50 - 315 W	1 - 7	90%- 10%		1 - 5	94%- 11%				
VADSBO	DU 250	[RC] 20 - 250 W	1 - 5	88%- 15			N.A.	N.A.			
Varilight	HQ3W	[R] 60 - 400 W	1 - 8	95%- 4%		1 - 6	94%- 5%		2	84%- 3%	
Varilight	ICT401 M	[RC] 20 - 400 W	1 - 8	89%- 5%		1 - 6	93%- 5%				
Vimar	20148	[RL] 500 W	1 - 11	97%- 3%		1 - 8	95%- 5%		1 - 2	84%- 3%	
Vimar	14153	[R]	1 - 11	89%- 3%		1 - 8	96%- 3%				
Vimar	20160	[RC]	1 - 6	90%- 3%		1 - 8	92%- 3%				
Vimar	20162	[RL] 40 - 300 W	1 - 6	96%- 8%		1 - 5	35%- 7%		1 - 3	77%- 3%	
IKEA	E0902 - Dim	[R] 25 - 150 W	1 - 3	92%- 3%		1 - 2	98%- 14%		1 - 5	87%- 12%	
Philips Dynalite	DDLE801	(100 W per channel)							1 - 5	81%- 3%	
Philips Dynalite	DDTM102 Module	(460 W per channel)							1 - 5	79%- 3%	

# Professional LED Mains Voltage range

## Recommended dimmer compatibility list for Mains Voltage lamps



### KEY

x-y	Excellent dimming with X-Y lamps, however external factors can negatively influence the deep dimming performance
x-y	See note below
	Unexpected performance behavior, not in line with good dimming perception
N.A.	Dimmer lamp combination not applicable
	Dimmer lamp combination not tested

This document is for information purposes and must be treated as recommendation. Signify attempted to provide best results, results are generated in lab conditions and might contain faults

			LED bulb								
			MASTER LEDbulb DimTone 5.5-40W E27 CRI90 A60 FR 9290013513			MASTER LEDbulb DimTone 9-60W E27 CRI90 A60 FR 9290013514			MASTER LEDbulb DimTone 11-75W A67 E27 CRI80 FR 9290012005		
			Dimming Performance	Dimming Range	Glowing	Dimming Performance	Dimming Range	Glowing	Dimming Performance	Dimming Range	Glowing
Berker  INSTA	286710	[RC] 20 - 360 W - Turn	1-3	98%-8%		1-3	94%-7%		1-3	87%-10%	
Berker  INSTA	283010	[R] 60 - 400 W - Turn	1-3	98%-7%		1-3	96%-5%		1-3	93%-10%	
Bticino	L4407	[ ] 60 - 250 W		N.A.	N.A.		N.A.	N.A.		N.A.	N.A.
Busch Jaeger  ABB	2200 U - 503	[R] 60 - 400 W - Turn	1-3	97%-19%		1-3	94%-9%		1-3	93%-17%	
Busch Jaeger  ABB	2247 U	[RL] 20 - 500 W - Turn	1-3	99%-3%		1-3	95%-3%		1-3	93%-3%	
Busch Jaeger  ABB	2250 U	[R] 60 - 600 W - Turn	1-3	97%-3%		1-3	97%-3%		1-3	93%-3%	
Busch Jaeger  ABB	6513 U - 102	[RC] 40 - 420 W - Turn	1-3	98%-7%		1-3	95%-6%		1-3	93%-10%	
Busch Jaeger  ABB	6523 U	[LED] 2 - 100 VA-LED - Turn	1-3	83%-3%		1-3	89%-3%		1-3	87%-3%	
Busch Jaeger  ABB	6526 U	[LED] 2 - 100 VA-LED - Push (2wire)	1-3	88%-10%		1-3	97%-6%		1-3	98%-10%	
ELKO  Schneider	SBD200LED (CCTEL10501)	[LED/RC] 4 - 200 W(RC) 4 - 400 W(RL)		N.A.	N.A.	2-3	93%-8%		1-3	90%-10%	
ELKO  Schneider	SBD315RC (315 GLE )	[RC] 315 W	1-3	98%-3%		1-3	94%-2%		1-3	87%-3%	
ELKO  Schneider	SBD420RCRL (CCTEL13011)	[RLC] 420 W		N.A.	N.A.		N.A.	N.A.	1-3	93%-7%	
Eltako	EVD6INPN-UC	400W 3-wire Push Module	1-3	98%-6%		1-3	99%-3%		1-3	97%-5%	
Feller  Schneider	40200 (SBD200LED CCTCH10601)	[LED/RC] 4 - 200 W(RC) 4 - 400 W(RL)		N.A.	N.A.	2-3	93%-8%		1-3	90%-10%	
Feller  Schneider	40300 (SBD315)	[RLC] 300 W	1-3	98%-3%		1-3	94%-2%				
Feller  Schneider	40420 (SBD420)	[RLC] 420 W		N.A.	N.A.		N.A.	N.A.			
GIRA	1176-00/01	[RLC] 50 - 420 W	1-3	99%-19%			N.A.	N.A.	1-3	93%-24%	
GIRA	2390 00/ 100	[LED] 7 - 100 W - Push (3wire)	1-3	97%-31%		1-3	95%-17%		1-3	90%-3%	
Hager	EVN 011	[RC] 300 VA	1-3	98%-8%		1-3	99%-7%		1-3	97%-6%	
Hager	EVN 012	[RC] 300 W	1-3	98%-12%		1-3	99%-6%		1-3	97%-6%	
Hager	EVN 004	[RL] 500 VA	1-3	99%-13%		1-3	99%-6%		1-3	97%-6%	
Jung	225 TDE	[RC] 20 - 525 W - Turn	1-3	98%-9%		1-3	96%-8%		1-3	90%-10%	
Jung	127ILEDDE	[LED] 3 - 100 W - Push (3wire)	1-3	97%-4%					1-3	87%-20%	
Klik aan Klik uit	AWMD-250	[LED] 3 - 24 W		N.A.	N.A.	1-3	89%-8%			N.A.	N.A.
Klik aan Klik uit	ACM 300	300W - 3-wire Push LED Dimmer	2-3	96%-8%		1-3	96%-4%			N.A.	N.A.
Legrand	774161	[RL] 40 - 400 W - Turn		N.A.	N.A.	2-3	96%-5%			N.A.	N.A.
Legrand	78401	[RLC] 40 - 500 W	1-3	98%-7%		1-3	97%-4%		1-3	94%-7%	
Legrand	67081	[RL] 40 - 400 W - Turn		N.A.	N.A.	2-3	97%-5%			N.A.	N.A.
Legrand	67082	[RL] 40 - 600 W - Turn	3	98%-5%		2-3	97%-5%			N.A.	N.A.
Legrand	67083	[RLC] 3 - 400 W		N.A.	N.A.	1-2	89%-3%			N.A.	N.A.
Legrand	67084	[RLC] 8 - 300 VA - Push LED (3wire)	2-3	99%-6%		1-3	98%-6%		1-3	93%-7%	
Legrand	67085 (078406)	[RLC] 8 - 300 VA - Push LED (3wire)	1-3	99%-3%		1-3	96%-3%		1-3	93%-3%	
Legrand	L4402N	[R] 60 - 500 W	2-3	97%-13%		2-3	89%-6%		1-3	86%-17%	
Merten  Schneider	SBD200LED (MEG5134-0000)	[LED/RC] 4 - 200 W(RC) 4-400 W(RL)		N.A.	N.A.	2-3	93%-8%		1-3	90%-10%	
Merten  Schneider	SBD315RC (MEG5136-0000)	[RC] 315 W	1-3	98%-3%		1-3	94%-2%		1-3	87%-3%	
Merten  Schneider	SBD420RCRL (MEG5138-0000)	[RLC] 20-420 VA		N.A.	N.A.		N.A.	N.A.	1-3	93%-7%	
MK - Electric	K1535	[R] 65 - 450 W - Turn	1-3	99%-6%		1-3	84%-5%		1-3	80%-7%	
MK - Electric	K1501 WHILV	[R] 60 - 500 W - Turn	1-3	97%-6%		1-3	90%-5%		1-3	83%-7%	
MK - Electric	K4501 WHILV	[RLC] 180 W	1-3	96%-7%		1-3	90%-3%		1-3	85%-8%	
MK - Electric	K4500 WHILV	[RLC] 400 W	1-3	95%-7%		1-3	90%-3%		1-3	90%-9%	
NIKO	310-0280X	[LED] 2 - 100 VA	1-3	98%-3%		1-2	99%-3%				
PEHA	431HAN	[RL] 6-120 W [LED] 6 - 60 W	1-3	98%-21%		1-3	92%-3%		1-3	87%-3%	
Philips	UID8670	[LED] 2 - 100 VA - LED - Push (3wire)	1-3	83%-3%		1-3	89%-3%		1-3	87%-3%	
RELCO	RP0977	[LED] 4 - 100 W	1-3	96%-4%		1-2	99%-9%				
RELCO	RM0545	[LED] 4 - 100 W	1-3	98%-8%		1-2	95%-4%				
Schneider	SBD315RC (SBD 315, SDD 315)	[RC] 315 W	1-3	98%-3%		1-3	94%-2%		1-3	87%-3%	
Schneider	SBD315RC (ATD315)(CCT011533)	[RC] 315 W	1-3	98%-3%		1-3	94%-2%		1-3	87%-3%	
Schneider	SBD200 (WDE 002299)	[ ] 4 - 400 VA - Turn Universal (2wire)		N.A.	N.A.	2-3	93%-8%		1-3	90%-10%	
Schneider	SBD315RC (SBD 315)	[RC] 315 W	1-3	98%-3%		1-3	94%-2%		1-3	87%-3%	
VADSBO	ED 350	[RC] 50 - 350 W	1-3	99%-25%		1-3	94%-8%		1-3	84%-23%	
VADSBO	DRS 315	[RC] 50 - 315 W		N.A.	N.A.		N.A.	N.A.	1-3	96%-9%	
VADSBO	DU 250	[RC] 20 - 250 W	1-3	96%-6%		1-3	90%-3%		1-3	87%-3%	
Varilight	HQ3W	[R] 60 - 400 W	1-3	96%-4%		1-3	96%-3%		1-3	90%-3%	
Varilight	ICT401 M	[RC] 20 - 400 W	1-3	97%-3%		1-3	88%-2%		1-3	89%-3%	
Vimar	20148	[RL] 500 W	1-3	97%-5%	<3	1-3	96%-4%	<2	1-3	93%-7%	
Vimar	14153	[R]	2-3	98%-3%		1-3	95%-6%		1-3	98%-3%	
Vimar	20160	[RC]	2-3	95%-3%	<2	1-3	96%-3%	<2	1-3	92%-4%	
Vimar	20162	[RL] 40 - 300 W	1-3	98%-7%	<3	1-3	95%-9%	<2	1-3	90%-7%	
IKEA	E0902 - Dim	[R] 25 - 150 W	1-3	97%-7%		1-3	96%-5%				
Philips Dynalite	DDLE801	(100 W per channel)	1-3	96%-3%		1-3	93%-3%		1-3	90%-3%	
Philips Dynalite	DDTM102 Module	(460 W per channel)	1-3	98%-3%		1-3	95%-3%		1-3	90%-3%	

# Professional LED Mains Voltage range

## Recommended dimmer compatibility list for Mains Voltage lamps



### KEY

x-y	Excellent dimming with X-Y lamps, however external factors can negatively influence the deep dimming performance
x-y	See note below
	Unexpected performance behavior, not in line with good dimming perception
N.A.	Dimmer lamp combination not applicable
	Dimmer lamp combination not tested

*This document is for information purposes and must be treated as recommendation. Signify attempted to provide best results, results are generated in lab conditions and might contain faults*

			LED bulb								
			MASTER LEDbulb DimTone 15-100W A67 E27 CR180 FR 9290011844			MASTER LEDbulb DimTone 12-75WE27 CR190 A67 FR 9290018686			MASTER LEDbulb DimTone 14-100W E27 CR190 A67 FR 9290022186		
			Dimming Performance	Dimming Range	Glowing	Dimming Performance	Dimming Range	Glowing	Dimming Performance	Dimming Range	Glowing
Berker   INSTA	286710	[RC] 20 - 360 W - Turn	1-3	89%-9%		1-3	90%-8%		1-3	96%-9%	
Berker   INSTA	283010	[R] 60 - 400 W - Turn	1-3	91%-9%		1-3	92%-6%		1-3	96%-9%	
Bticino	L4407	[ ] 60 - 250 W		N.A.	N.A.						
Busch Jaeger   ABB	2200 U - 503	[R] 60 - 400 W - Turn	1-3	91%-22%		1-3	93%-10%		1-3	97%-13%	
Busch Jaeger   ABB	2247 U	[RL] 20 - 500 W - Turn	1-3	93%-3%		1-3	93%-3%		1-3	97%-3%	
Busch Jaeger   ABB	2250 U	[R] 60 - 600 W - Turn	1-3	93%-3%		1-3	94%-3%		1-3	99%-3%	
Busch Jaeger   ABB	6513 U - 102	[RC] 40 - 420 W - Turn	1-3	91%-10%		1-3	93%-8%		1-3	95%-9%	
Busch Jaeger   ABB	6523 U	[LED] 2 - 100 VA - LED - Turn	1-3	87%-3%		1-3	89%-3%		1-3	92%-3%	
Busch Jaeger   ABB	6526 U	[LED] 2 - 100 VA - LED - Push (2wire)	1-3	98%-11%							
ELKO   Schneider	SBD200LED (CCTEL10501)	[LED/RC] 4 - 200 W(RC) 4 - 400 W(RL)	1-3	89%-10%		1-3	88%-9%		1-3	91%-9%	
ELKO   Schneider	SBD315RC (315 GLE)	[RC] 315 W	1-3	84%-3%		1-3	88%-3%		1-3	89%-3%	
ELKO   Schneider	SBD420RCRL (CCTEL13011)	[RLC] 420 W	1-3	91%-4%		1-3	93%-3%		1-3	92%-5%	
Eltako	EVD6INPN-UC	400 W 3-wire Push Module	1-3	97%-5%							
Feller   Schneider	40200 (SBD200LED CCTCH10601)	[LED/RC] 4 - 200 W(RC) 4 - 400 W(RL)	1-3	89%-10%		1-3	88%-9%		1-3	91%-9%	
Feller   Schneider	40300 (SBD315)	[RLC] 300 W				1-3	88%-3%		1-3	89%-3%	
Feller   Schneider	40420 (SBD420)	[RLC] 420 W				1-3	93%-3%		1-3	92%-5%	
GIRA	1176-00/01	[RLC] 50 - 420 W	1-3	93%-24%							
GIRA	2390 00/ 100	[LED] 7 - 100 W - Push (3wire)	1-3	87%-4%		1-3	89%-3%		1-3	87%-5%	
Hager	EVN 011	[RC] 300 VA	1-3	97%-6%							
Hager	EVN 012	[RC] 300 W	1-3	97%-6%							
Hager	EVN 004	[RL] 500 VA	1-3	97%-6%							
Jung	225 TDE	[RC] 20 - 525 W - Turn	1-3	89%-9%		1-3	93%-9%		1-3	95%-9%	
Jung	127ILEDDE	[LED] 3 - 100 W - Push (3wire)	1-3	89%-29%		1-3	89%-3%		1-3	90%-5%	
Klik aan Klik uit	AWMD-250	[LED] 3 - 24 W		N.A.	N.A.						
Klik aan Klik uit	ACM 300	300W - 3-wire Push LED Dimmer		N.A.	N.A.						
Legrand	774161	[RL] 40 - 400 W - Turn		N.A.	N.A.	1-3	94%-4%		1-3	86%-8%	
Legrand	78401	[RLC] 40 - 500 W	1-3	94%-7%							
Legrand	67081	[RL] 40 - 400 W - Turn		N.A.	N.A.						
Legrand	67082	[RL] 40 - 600 W - Turn		N.A.	N.A.						
Legrand	67083	[RLC] 3 - 400 W		N.A.	N.A.						
Legrand	67084	[RLC] 8 - 300 VA - Push LED (3wire)		N.A.	N.A.	1-3	93%-3%		1-3	90%-4%	
Legrand	67085 (078406)	[RLC] 8 - 300 VA - Push LED (3wire)	1-3	91%-3%		1-3	97%-3%		1-3	98%-3%	
Legrand	L4402N	[R] 60-500 W	1-3	86%-18%							
Merten   Schneider	SBD200LED (MEG5134-0000)	[LED/RC] 4 - 200 W(RC) 4 - 400 W(RL)	1-3	89%-10%		1-3	88%-9%		1-3	91%-9%	
Merten   Schneider	SBD315RC (MEG5136-0000)	[RC] 315 W	1-3	84%-3%		1-3	88%-3%		1-3	89%-3%	
Merten   Schneider	SBD420RCRL (MEG5138-0000)	[RLC] 20 - 420 VA	1-3	91%-4%		1-3	93%-3%		1-3	92%-5%	
MK - Electric	K1535	[R] 65 - 450 W - Turn	1-3	82%-9%		1-3	80%-6%		1-3	82%-8%	
MK - Electric	K1501 WHILV	[R] 60 - 500 W - Turn		N.A.	N.A.	1-3	84%-3%		1-3	88%-7%	
MK - Electric	K4501 WHILV	[RLC] 180 W	1-3	85%-8%							
MK - Electric	K4500 WHILV	[RLC] 400 W	1-3	90%-9%							
NIKO	310-0280X	[LED] 2 - 100 VA									
PEHA	431HAN	[RL] 6-120 W [LED] 6 - 60 W	1-3	87%-3%							
Philips	UID8670	[LED] 2 - 100 VA - LED - Push (3wire)	1-3	87%-3%							
RELCO	RP0977	[LED] 4 - 100 W				1-3	97%-3%		1-3	94%-12%	
RELCO	RM0545	[LED] 4 - 100 W				1-3	86%-3%		1-3	84%-6%	
Schneider	SBD315RC (SBD 315, SDD 315)	[RC] 315 W	1-3	84%-3%		1-3	88%-3%		1-3	89%-3%	
Schneider	SBD315RC (ATD315)(CCT011533)	[RC] 315 W	1-3	84%-3%		1-3	88%-3%		1-3	89%-3%	
Schneider	SBD200 (WDE 002299)	[ ] 4 - 400 VA - Turn Universal (2wire)	1-3	89%-10%		1-3	88%-9%		1-3	91%-9%	
Schneider	SBD315RC (SBD 315)	[RC] 315 W	1-3	84%-3%		1-3	88%-3%		1-3	89%-3%	
VADSBO	ED 350	[RC] 50 - 350 W	1-3	84%-23%							
VADSBO	DRS 315	[RC] 50 - 315 W	1-3	96%-9%							
VADSBO	DU 250	[RC] 20 - 250 W	1-3	87%-3%							
Varilight	HQ3W	[R] 60 - 400 W	1-3	91%-4%		1-3	93%-3%		1-3	96%-5%	
Varilight	ICT401 M	[RC] 20 - 400 W	1-3	89%-3%							
Vimar	20148	[RL] 500 W	1-3	91%-7%		1-3	92%-3%		1-3	96%-7%	<4
Vimar	14153	[R]	1-3	98%-3%							
Vimar	20160	[RC]	1-3	92%-4%							
Vimar	20162	[RL] 40 - 300 W	1-3	87%-4%		1-3	88%-3%		1-3	91%-5%	<4
IKEA	E0902 - Dim	[R] 25 - 150 W				1-3	90%-4%		1-3	94%-8%	
Philips Dynalite	DDLE801	(100 W per channel)	1-3	89%-4%		1-3	86%-3%		1-3	91%-4%	
Philips Dynalite	DDTM102 Module	(460 W per channel)	1-3	89%-3%		1-3	87%-3%		1-3	92%-3%	



# Professional LED Mains Voltage range

## Recommended dimmer compatibility list for Mains Voltage lamps



### KEY

x-y	Excellent dimming with X-Y lamps, however external factors can negatively influence the deep dimming performance
x-y	See note below
	Unexpected performance behavior, not in line with good dimming perception
N.A.	Dimmer lamp combination not applicable
	Dimmer lamp combination not tested

*This document is for information purposes and must be treated as recommendation. Signify attempted to provide best results, results are generated in lab conditions and might contain faults*

			LED bulb								
			CorePro LEDbulb D 5-40W A60 CR190 9290020689 9290020690			CorePro LEDbulb D 8.5-60W A60 CR190 9290020691 9290020692			CorePro LEDbulb D 10.5-75W A60 CR190 9290020693 9290020694		
			Dimming Performance	Dimming Range	Glowing	Dimming Performance	Dimming Range	Glowing	Dimming Performance	Dimming Range	Glowing
Berker   INSTA	286710	[RC] 20 - 360 W - Turn	1-3	94%-3%		1-3	95%-3%		1-3	90%-10%	
Berker   INSTA	283010	[R] 60 - 400 W - Turn	1-3	96%-3%		1-3	92%-11%		1-3	94%-12%	
Bticino	L4407	[ ] 60 - 250 W		N.A.	N.A.		N.A.	N.A.		N.A.	N.A.
Busch Jaeger   ABB	2200 U - 503	[R] 60 - 400 W - Turn	1-3	98%-9%		1-3	94%-15%		1-3	92%-24%	
Busch Jaeger   ABB	2247 U	[RL] 20 - 500 W - Turn		N.A.	N.A.		95%-3%		1-3	94%-3%	
Busch Jaeger   ABB	2250 U	[R] 60 - 600 W - Turn	1-3	99%-3%		1-3	92%-3%		1-3	96%-3%	
Busch Jaeger   ABB	6513 U - 102	[RC] 40 - 420 W - Turn		98%-5%			92%-4%		1-3	92%-10%	
Busch Jaeger   ABB	6523 U	[LED] 2 - 100 VA - LED - Turn	1-3	94%-3%		1-3	94%-3%		1-3	82%-3%	
Busch Jaeger   ABB	6526 U	[LED] 2 - 100 VA - LED - Push (2wire)	1-3	91%-13%		1-3	92%-19%		1-3	88%-23%	
ELKO   Schneider	SBD200LED (CCTEL10501)	[LED/RC] 4 - 200 W(RC) 4 - 400 W(RL)	3	91%-3%		1-3	91%-7%		1-3	88%-13%	
ELKO   Schneider	SBD315RC (315 GLE )	[RC] 315 W	1-3	93%-3%		1-3	98%-3%		1-3	88%-3%	
ELKO   Schneider	SBD420RCRL (CCTEL13011)	[RLC] 420 W	1-3	91%-3%		1-3	93%-3%		1-3	92%-3%	
Eltako	EVD6INPN-UC	400 W 3-wire Push Module									
Feller   Schneider	40200 (SBD200LED CCTCH10601)	[LED/RC] 4 - 200 W(RC) 4 - 400 W(RL)	3	91%-3%		1-3	91%-7%		1-3	88%-13%	
Feller   Schneider	40300 (SBD315)	[RLC] 300 W									
Feller   Schneider	40420 (SBD420)	[RLC] 420 W									
GIRA	1176-00/01	[RLC] 50 - 420 W	1-3	93%-15%		1-3	93%-13%		1-3	92%-20%	
GIRA	2390 00/ 100	[LED] 7 - 100 W - Push (3wire)	1-3	94%-3%		1-3	99%-3%		1-3	90%-3%	
Hager	EVN 011	[RC] 300 VA	1-3	97%-3%		1-3	97%-3%		1-3	97%-3%	
Hager	EVN 012	[RC] 300 W	1-3	97%-3%		1-3	97%-3%		1-3	95%-3%	
Hager	EVN 004	[RL] 500 VA	1-3	97%-3%		1-3	97%-3%		1-3	97%-5%	
Jung	225 TDE	[RC] 20 - 525 W - Turn	1-3	92%-8%		1-3	93%-7%		1-3	90%-10%	
Jung	127ILEDDE	[LED] 3 - 100W - Push (3wire)	1-3	95%-3%		1-3	93%-3%		1-3	90%-28%	
Klik aan Klik uit	AWMD-250	[LED] 3- 24 W	1-3	84%-12%		1-3	87%-20%		1-3	83%-25%	
Klik aan Klik uit	ACM 300	300W - 3-wire Push LED Dimmer									
Legrand	774161	[RL] 40 - 400 W - Turn		N.A.	N.A.		N.A.	N.A.		N.A.	N.A.
Legrand	78401	[RLC] 40 - 500 W	1-3	93%-3%		1-3	93%-3%		1-3	92%-5%	
Legrand	67081	[RL] 40 - 400 W - Turn		N.A.	N.A.		N.A.	N.A.		N.A.	N.A.
Legrand	67082	[RL] 40 - 600 W - Turn		N.A.	N.A.		N.A.	N.A.		N.A.	N.A.
Legrand	67083	[RLC] 3 - 400 W		N.A.	N.A.		N.A.	N.A.		N.A.	N.A.
Legrand	67084	[RLC] 8 - 300 VA - Push LED (3wire)		98%-3%			92%-3%		1-3	92%-5%	
Legrand	67085 (078406)	[RLC] 8 - 300 VA - Push LED (3wire)		96%-3%			97%-3%		1-3	94%-3%	
Legrand	L4402N	[R] 60 - 500 W		N.A.	N.A.	2-3	87%-11%		1-3	85%-17%	
Merten   Schneider	SBD200LED (MEG5134-0000)	[LED/RC] 4 - 200 W(RC) 4 - 400 W(RL)	3	91%-3%		1-3	91%-7%		1-3	88%-13%	
Merten   Schneider	SBD315RC (MEG5136-0000)	[RC] 315 W	1-3	93%-3%		1-3	98%-3%		1-3	88%-3%	
Merten   Schneider	SBD420RCRL (MEG5138-0000)	[RLC] 20 - 420 VA	1-3	91%-3%		1-3	93%-3%		1-3	92%-3%	
MK - Electric	K1535	[R] 65 - 450 W - Turn	1-3	82%-3%		1-3	84%-6%		1-3	82%-10%	
MK - Electric	K1501 WHILV	[R] 60 - 500 W - Turn	1-3	89%-3%		1-3	92%-3%		1-3	78%-8%	
MK - Electric	K4501 WHILV	[RLC] 180 W	1-3	87%-3%		1-3	88%-3%		1-3	78%-8%	
MK - Electric	K4500 WHILV	[RLC] 400 W	1-3	87%-3%		1-3	87%-3%		1-3	78%-8%	
NIKO	310-0280X	[LED] 2 - 100 VA	1-3	96%-4%		1-3	96%-5%		1-3	95%-13%	
PEHA	431HAN	[RL] 6 - 120W [LED] 6 - 60 W	1-3	85%-12%		1-3	89%-27%		1-3	88%-28%	
Philips	UID8670	[LED] 2 - 100 VA - LED - Push (3wire)	1-3	94%-3%		1-3	94%-3%		1-3	82%-3%	
RELCO	RPO977	[LED] 4 - 100 W									
RELCO	RM0545	[LED] 4 - 100 W									
Schneider	SBD315RC (SBD 315, SDD 315)	[RC] 315 W	1-3	93%-3%		1-3	98%-3%		1-3	88%-3%	
Schneider	SBD315RC (ATD315)(CCT011533)	[RC] 315 W	1-3	93%-3%		1-3	98%-3%		1-3	88%-3%	
Schneider	SBD200 (WDE 002299)	[ ] 4 - 400 VA - Turn Universal (2wire)	3	91%-3%		1-3	91%-7%		1-3	88%-13%	
Schneider	SBD315RC (SBD 315)	[RC] 315 W	1-3	93%-3%		1-3	98%-3%		1-3	88%-3%	
VADSBO	ED 350	[RC] 50 - 350 W	1-3	89%-16%		1-3	85%-11%		1-3	85%-17%	
VADSBO	DRS 315	[RC] 50 - 315 W	1-3	92%-3%		1-3	92%-3%		1-3	90%-7%	
VADSBO	DU 250	[RC] 20 - 250 W	1-3	87%-3%		1-3	83%-3%		1-3	80%-3%	
Varilight	HQ3W	[R] 60 - 400 W	1-3	95%-3%		1-3	95%-3%		1-3	94%-3%	
Varilight	ICT401 M	[RC] 20 - 400 W									
Vimar	20148	[RL] 500 W		N.A.	N.A.	1-3	94%-3%		1-3	94%-7%	
Vimar	14153	[R]	1-3	99%-3%		1-3	99%-3%		1-3	97%-3%	
Vimar	20160	[RC]		N.A.	N.A.	1-3	92%-3%		1-3	90%-3%	
Vimar	20162	[RL] 40 - 300 W	1-3	95%-5%		1-3	88%-3%		1-3	88%-3%	
IKEA	E0902 - Dim	[R] 25 - 150 W	1-3	96%-2%		1-3	95%-10%		1-3	92%-12%	
Philips Dynalite	DDLE801	(100 W per channel)	1-3	92%-3%		1-3	95%-3%		1-3	92%-3%	
Philips Dynalite	DDTM102 Module	(460 W per channel)	1-3	93%-3%		1-3	93%-3%		1-3	92%-3%	

# Professional LED Mains Voltage range




## Recommended dimmer compatibility list for Mains Voltage lamps



### KEY

x-y	Excellent dimming with X-Y lamps, however external factors can negatively influence the deep dimming performance
x-y	See note below
	Unexpected performance behavior, not in line with good dimming perception
N.A.	Dimmer lamp combination not applicable
	Dimmer lamp combination not tested

This document is for information purposes and must be treated as recommendation. Signify attempted to provide best results, results are generated in lab conditions and might contain faults

			LED bulb			LED bulb			LED bulb		
			Dimming Performance	Dimming Range	Glowing	Dimming Performance	Dimming Range	Glowing	Dimming Performance	Dimming Range	Glowing
			<b>CorePro LEDbulb D 13-100W A60 CRI90 9290020695 9290020696</b> 			<b>CLA LEDbulb D 8-50W A60 E27 CRI80 GOLD 9290019216 A60 B22 CRI80 GOLD 9290019217 / ST64 E27 CRI80 GOLD 9290018959 / G120 E27 CRI80 GOLD 9290018961 CLA LEDbulb D 5.5-40W ST64 E27 CRI80 CL 9290018954 CLA LEDbulb D 8-60W ST64 E27 CRI80 CL 9290018955 ST64 B22 CRI80 CL 9290018956 / G93 E27 CRI80 CL 9290018957</b> 			<b>CLA LEDbulb D 8-50W A60 GOLD 9290013329 / 5.5-40W A60 CL 9290013331 / 8-60W A60 CL 9290013333 CLA LEDbulb DT 5.5-40W A60 CL 9290013310 / 8-60W A60 CL 9290013312 / 8.5-60W ST64 CL 9290013336, 9290013338, 9290013340</b> 		
Berker   INSTA	286710	[RC] 20 - 360 W - Turn	1-3	94%-9%		1-3	99%-3%		1-3	98%-3%	
Berker   INSTA	283010	[R] 60 - 400 W - Turn	1-3	98%-10%		1-3	99%-3%		2-3	97%-3%	
Bticino	L4407	[ ] 60 - 250 W					N.A.	N.A.			
Busch Jaeger   ABB	2200 U - 503	[R] 60 - 400 W - Turn	1-3	98%-15%		1-3	99%-3%		1-3	98%-8%	
Busch Jaeger   ABB	2247 U	[RL] 20 - 500 W - Turn	1-3	96%-3%		1-3	99%-3%		1-3	98%-3%	
Busch Jaeger   ABB	2250 U	[R] 60 - 600 W - Turn	1-3	98%-3%		1-3	99%-3%		1-3	97%-3%	
Busch Jaeger   ABB	6513 U - 102	[RC] 40 - 420 W - Turn	1-3	98%-8%		1-3	99%-3%		1-3	99%-3%	
Busch Jaeger   ABB	6523 U	[LED] 2 - 100 VA-LED - Turn	1-3	97%-5%		1-3	99%-3%		1-3	97%-3%	
Busch Jaeger   ABB	6526 U	[LED] 2 - 100 VA-LED - Push (2wire)				1-3	97%-3%		1-3	93%-3%	
ELKO   Schneider	SBD200LED (CCTEL10501)	[LED/RC] 4 - 200 W(RC) 4 - 400 W(RL)	1-3	96%-9%		2-3	99%-3%		2-3	99%-3%	
ELKO   Schneider	SBD315RC (315 GLE )	[RC] 315 W	1-3	97%-3%		2-3	99%-3%		2-3	98%-3%	
ELKO   Schneider	SBD420RCRL (CCTEL13011)	[RLC] 420 W	1-3	99%-4%			N.A.	N.A.		N.A.	N.A.
Eltako	EVD6INPN-UC	400 W 3-wire Push Module				1-3	97%-3%		1-3	91%-3%	
Feller   Schneider	40200 (SBD200LED CCTCH10601)	[LED/RC] 4 - 200 W(RC) 4 - 400 W(RL)	1-3	96%-9%		2-3	99%-3%		2-3	99%-3%	
Feller   Schneider	40300 (SBD315)	[RLC] 300 W	1-3	97%-3%		2-3	99%-3%		2-3	98%-3%	
Feller   Schneider	40420 (SBD420)	[RLC] 420 W	1-3	99%-4%			N.A.	N.A.		N.A.	N.A.
GIRA	1176-00/01	[RLC] 50 - 420 W				1-3	97%-3%		1-3	99%-3%	
GIRA	2390 00/100	[LED] 7 - 100 W - Push (3wire)	1-3	97%-5%		1-3	99%-3%				
Hager	EVN 011	[RC] 300 VA				1-3	97%-3%		1-3	92%-3%	
Hager	EVN 012	[RC] 300 W				1-3	97%-3%		1-3	92%-3%	
Hager	EVN 004	[RL] 500 VA				1-3	97%-3%		1-3	92%-3%	
Jung	225 TDE	[RC] 20 - 525 W - Turn	1-3	98%-9%		1-3	98%-3%		1-3	98%-3%	
Jung	1271LEDDE	[LED] 3 - 100 W - Push (3wire)	1-3	98%-4%		1-3	99%-3%		1-3	97%-3%	
Klik aan Klik uit	AWMD-250	[LED] 3 - 24 W				1-3	99%-12%		1-3	86%-4%	
Klik aan Klik uit	ACM 300	300W - 3-wire Push LED Dimmer					N.A.	N.A.	1-3	92%-3%	
Legrand	774161	[RL] 40 - 400 W - Turn	1-3	98%-8%			N.A.	N.A.	2-3	98%-3%	
Legrand	78401	[RLC] 40 - 500 W				1-3	97%-3%		1-3	91%-3%	
Legrand	67081	[RL] 40 - 400 W - Turn								N.A.	N.A.
Legrand	67082	[RL] 40 - 600 W - Turn							2-3	97%-3%	
Legrand	67083	[RLC] 3 - 400 W							1-3	90%-3%	
Legrand	67084	[RLC] 8 - 300 VA - Push LED (3wire)	1-3	96%-3%		1-3	99%-3%		1-3	97%-3%	
Legrand	67085 (078406)	[RLC] 8 - 300 VA - Push LED (3wire)	1-3	99%-3%		1-3	99%-3%		1-3	97%-3%	
Legrand	L4402N	[R] 60 - 500 W					N.A.	N.A.	2-3	88%-3%	
Merten   Schneider	SBD200LED (MEG5134-0000)	[LED/RC] 4 - 200 W(RC) 4 - 400 W(RL)	1-3	96%-9%		2-3	99%-3%		2-3	99%-3%	
Merten   Schneider	SBD315RC (MEG5136-0000)	[RC] 315 W	1-3	97%-3%		2-3	99%-3%		2-3	98%-3%	
Merten   Schneider	SBD420RCRL (MEG5138-0000)	[RLC] 20 - 420 VA	1-3	99%-4%			N.A.	N.A.		N.A.	N.A.
MK - Electric	K1535	[R] 65 - 450 W - Turn	1-3	88%-9%		1-3	99%-3%		2-3	93%-3%	
MK - Electric	K1501 WHILV	[R] 60 - 500 W - Turn	1-3	93%-6%			N.A.	N.A.	1-3	98%-3%	
MK - Electric	K4501 WHILV	[RLC] 180 W					N.A.	N.A.	1-3	98%-3%	
MK - Electric	K4500 WHILV	[RLC] 400 W					N.A.	N.A.	1-3	92%-3%	
NIKO	310-0280X	[LED] 2 - 100 VA				1-3	97%-3%		1-3	91%-3%	
PEHA	431HAN	[RL] 6 - 120 W [LED] 6 - 60 W				1-3	97%-3%		1-3	97%-3%	
Philips	UID8670	[LED] 2 - 100 VA-LED - Push (3wire)							1-3	97%-3%	
RELCO	RP0977	[LED] 4 - 100 W	1-3	98%-12%		1-3	99%-3%		1-3	98%-3%	
RELCO	RM0545	[LED] 4 - 100 W	1-3	94%-6%		1-3	99%-3%		1-3	92%-3%	
Schneider	SBD315RC (SBD 315, SDD 315)	[RC] 315 W	1-3	97%-3%		2-3	99%-3%		2-3	98%-3%	
Schneider	SBD315RC (ATD315)(CCT011533)	[RC] 315 W	1-3	97%-3%		2-3	99%-3%		2-3	98%-3%	
Schneider	SBD200 (WDE 002299)	[ ] 4 - 400 VA - Turn Universal (2wire)	1-3	96%-9%		2-3	99%-3%		2-3	99%-3%	
Schneider	SBD315RC (SBD 315)	[RC] 315 W	1-3	97%-3%		2-3	99%-3%		2-3	98%-3%	
VADSBO	ED 350	[RC] 50 - 350 W				1-3	97%-3%		1-3	98%-3%	
VADSBO	DRS 315	[RC] 50 - 315 W					N.A.	N.A.		N.A.	N.A.
VADSBO	DU 250	[RC] 20 - 250 W				1-3	97%-3%		1-3	84%-3%	
Varilight	HQ3W	[R] 60 - 400 W	1-3	94%-4%		1-3	99%-3%		2-3	97%-3%	
Varilight	ICT401 M	[RC] 20 - 400 W				1-3	88%-3%		1-3	75%-3%	
Vimar	20148	[RL] 500 W					N.A.	N.A.	1-3	98%-3%	
Vimar	14153	[R]					N.A.	N.A.	1-3	89%-3%	
Vimar	20160	[RC]	1-3	95%-6%	<2	1-3	97%-3%		1-3	91%-3%	
Vimar	20162	[RL] 40 - 300 W	1-3	95%-5%	<2	1-3	99%-3%		1-3	98%-3%	
IKEA	E0902 - Dim	[R] 25 - 150 W	1-2	98%-8%		1-3	99%-3%		1-3	98%-3%	
Philips Dynalite	DDLE801	(100 W per channel)	1-3	95%-3%		1-3	87%-3%		3	91%-3%	
Philips Dynalite	DDTM102 Module	(460 W per channel)	1-3	96%-3%		1-3	88%-3%		1-3	90%-3%	

# Professional LED Mains Voltage range

## Recommended dimmer compatibility list for Mains Voltage lamps



### KEY

x-y	Excellent dimming with X-Y lamps, however external factors can negatively influence the deep dimming performance
x-y	See note below
	Unexpected performance behavior, not in line with good dimming perception
N.A.	Dimmer lamp combination not applicable
	Dimmer lamp combination not tested

This document is for information purposes and must be treated as recommendation. Signify attempted to provide best results, results are generated in lab conditions and might contain faults

			LED bulb								
			CLA LEDbulb DT 9-60W CRI90 ST64 CL 9290020192 CLA LEDbulb D 8-50W ST64 CRI80 GOLD 9290018959			CLA LEDbulb DT9-60W CRI90 G93 CL 9290020194 / D 8-60W G93 CRI80 CL 9290018957 / D 8-50W G120 CRI80 GOLD 9290018961 LEDCLA 8-50W G93 2200K GOLD D 9290019352 / 8-60W G120 2700K CL D 9290019353 / 8-50W G120 2700K CM D 9290019354			LED giant 6.5-25W E27 G200 4000K smoky D 9290019031 LED giant 6.5-25W E27 A160 4000K smoky D 9290019320 LED giant 6.5-25W E27 T65 4000K smoky D 9290019033		
			Dimming Performance	Dimming Range	Glowing	Dimming Performance	Dimming Range	Glowing	Dimming Performance	Dimming Range	Glowing
Berker   INSTA	286710	[RC] 20 - 360 W - Turn	1-3	93% 3%		1-3	93% 3%		1-3	91%-6%	
Berker   INSTA	283010	[R] 60 - 400 W - Turn	1-3	94% 3%		1-3	94% 3%		1-3	93%-4%	
Bticino	L4407	[ ] 60 - 250 W		N.A.	N.A.		N.A.	N.A.			
Busch Jaeger   ABB	2200 U - 503	[R] 60 - 400 W - Turn	1-3	97% 3%		1-3	97% 3%		1-3	93%-13%	
Busch Jaeger   ABB	2247 U	[RL] 20 - 500 W - Turn	1-3	94% 3%		1-3	94% 3%		1-3	92%-3%	
Busch Jaeger   ABB	2250 U	[R] 60 - 600 W - Turn	1-3	96% 3%		1-3	96% 3%		1-3	93%-3%	
Busch Jaeger   ABB	6513 U - 102	[RC] 40 - 420 W - Turn	1-3	95% 3%		1-3	95% 3%		1-3	93%-4%	
Busch Jaeger   ABB	6523 U	[LED] 2 - 100 VA - LED - Turn	1-3	91% 3%		1-3	91% 3%		1-3	90%-8%	
Busch Jaeger   ABB	6526 U	[LED] 2 - 100 VA - LED - Push (2wire)	1-3	95% 3%		1-3	95% 3%				
ELKO   Schneider	SBD200LED (CCTEL10501)	[LED/RC] 4 - 200 W(RC) 4 - 400 W(RL)	1-3	94% 6%		1-3	94% 6%		1-3	92%-6%	
ELKO   Schneider	SBD315RC (315 GLE )	[RC] 315 W	1-3	83% 3%		1-3	83% 3%		1-3	90%-3%	
ELKO   Schneider	SBD420RCRL (CCTEL13011)	[RLC] 420 W	3	99% 3%		3	99% 3%		2-3	95%-5%	
Eltako	EVD6INPN-UC	400W 3-wire Push Module	1-3	99% 3%		1-3	99% 3%				
Feller   Schneider	40200 (SBD200LED CCTCH10601)	[LED/RC] 4 - 200 W(RC) 4 - 400 W(RL)	1-3	94% 6%		1-3	94% 6%		1-3	92%-6%	
Feller   Schneider	40300 (SBD315)	[RLC] 300 W							1-3	90%-3%	
Feller   Schneider	40420 (SBD420)	[RLC] 420 W							2-3	95%-5%	
GIRA	1176-00/01	[RLC] 50 - 420 W	1-3	95% 11%		1-3	95% 11%				
GIRA	2390 00/ 100	[LED] 7 - 100 W - Push (3wire)	1-3	93% 3%		1-3	93% 3%		1-3	89%-3%	
Hager	EVN 011	[RC] 300 VA	1-3	96% 3%		1-3	96% 3%				
Hager	EVN 012	[RC] 300 W	1-3	98% 3%		1-3	98% 3%				
Hager	EVN 004	[RL] 500 VA	1-3	98% 4%		1-3	98% 4%				
Jung	225 TDE	[RC] 20 - 525 W - Turn	1-3	93% 6%		1-3	93% 6%		1-3	92%-7%	
Jung	127ILEDDE	[LED] 3 - 100 W - Push (3wire)	1-3	95% 10%		1-3	95% 10%		1-3	88%-3%	
Klik aan Klik uit	AWMD-250	[LED] 3- 24 W	1-3	86% 3%		1-3	86% 3%				
Klik aan Klik uit	ACM 300	300W - 3-wire Push LED Dimmer	1-3	80% 3%		1-3	80% 3%				
Legrand	774161	[RL] 40 - 400 W - Turn		N.A.	N.A.		N.A.	N.A.		N.A.	N.A.
Legrand	78401	[RLC] 40 - 500 W	1-3	95% 3%		1-3	95% 3%				
Legrand	67081	[RL] 40 - 400 W - Turn		N.A.	N.A.		N.A.	N.A.			
Legrand	67082	[RL] 40 - 600 W - Turn		N.A.	N.A.		N.A.	N.A.			
Legrand	67083	[RLC] 3 - 400 W	1-2	87% 5%		1-2	87% 5%				
Legrand	67084	[RLC] 8 - 300 VA - Push LED (3wire)	1-3	95% 3%		1-3	95% 3%		1-3	94%-3%	
Legrand	67085 (078406)	[RLC] 8 - 300 VA - Push LED (3wire)	1-3	98% 3%		1-3	98% 3%		1-3	97%-3%	
Legrand	L4402N	[R] 60 - 500 W	2-3	87% 5%		2-3	87% 5%				
Merten   Schneider	SBD200LED (MEG5134-0000)	[LED/RC] 4 - 200 W(RC) 4 - 400 W(RL)	1-3	94% 6%		1-3	94% 6%		1-3	92%-6%	
Merten   Schneider	SBD315RC (MEG5136-0000)	[RC] 315 W	1-3	83% 3%		1-3	83% 3%		1-3	90%-3%	
Merten   Schneider	SBD420RCRL (MEG5138-0000)	[RLC] 20 - 420 VA	3	99% 3%		3	99% 3%		2-3	95%-5%	
MK - Electric	K1535	[R] 65 - 450 W - Turn	1-3	84% 3%		1-3	84% 3%		2-3	81%-5%	
MK - Electric	K1501 WHILV	[R] 60 - 500 W - Turn	1-3	87% 3%		1-3	87% 3%		2-3	87%-3%	
MK - Electric	K4501 WHILV	[RLC] 180 W	1-3	91% 9%		1-3	91% 9%				
MK - Electric	K4500 WHILV	[RLC] 400 W	1-3	91% 9%		1-3	91% 9%				
NIKO	310-0280X	[LED] 2 - 100 VA	1-3	97% 3%		1-3	97% 3%				
PEHA	431HAN	[RL] 6 - 120W [LED] 6 - 60 W	1-3	87% 3%		1-3	87% 3%				
Philips	UID8670	[LED] 2 - 100 VA - LED - Push (3wire)	1-3	91% 3%		1-3	91% 3%				
RELCO	RP0977	[LED] 4 - 100 W									
RELCO	RM0545	[LED] 4 - 100 W									
Schneider	SBD315RC (SBD 315, SDD 315)	[RC] 315 W	1-3	83% 3%		1-3	83% 3%		1-3	96%-16%	
Schneider	SBD315RC (ATD315)(CCT011533)	[RC] 315 W	1-3	83% 3%		1-3	83% 3%		1-3	90%-3%	
Schneider	SBD200 (WDE 002299)	[ ] 4 - 400 VA - Turn Universal (2wire)	1-3	94% 6%		1-3	94% 6%		1-3	90%-3%	
Schneider	SBD315RC (SBD 315)	[RC] 315 W	1-3	83% 3%		1-3	83% 3%		1-3	92%-6%	
VADSBO	ED 350	[RC] 50 - 350 W	1-3	91% 9%		1-3	91% 9%		1-3	90%-3%	
VADSBO	DRS 315	[RC] 50 - 315 W		N.A.	N.A.		N.A.	N.A.			
VADSBO	DU 250	[RC] 20 - 250 W	1-3	87% 3%		1-3	87% 3%				
Varilight	HQ3W	[R] 60 - 400 W	1-3	93% 3%		1-3	93% 3%		2-3	92%-3%	
Varilight	ICT401 M	[RC] 20 - 400 W	1-3	87% 3%		1-3	87% 3%				
Vimar	20148	[RL] 500 W	1-3	95% 3%	<2	1-3	95% 3%	<2	1 or 3	92%-3%	
Vimar	14153	[R]	1-3	98% 3%		1-3	98% 3%				
Vimar	20160	[RC]	1-3	92% 3%		1-3	92% 3%				
Vimar	20162	[RL] 40 - 300 W	1-3	97% 3%	<2	1-3	97% 3%	<2	1-3	90%-4%	
IKEA	E0902 - Dim	[R] 25 - 150 W	1-3	97% 3%		1-3	97% 3%		1-3	92%-3%	
Philips Dynalite	DDLE801	(100 W per channel)	1-3	89% 3%		1-3	89% 3%		1-3	88%-3%	
Philips Dynalite	DDTM102 Module	(460 W per channel)	1-3	91% 3%		1-3	91% 3%		1-3	89%-3%	

# Professional LED Mains Voltage range

## Recommended dimmer compatibility list for Mains Voltage lamps



### KEY

x-y	Excellent dimming with X-Y lamps, however external factors can negatively influence the deep dimming performance
x-y	See note below
	Unexpected performance behavior, not in line with good dimming perception
N.A.	Dimmer lamp combination not applicable
	Dimmer lamp combination not tested

*This document is for information purposes and must be treated as recommendation. Signify attempted to provide best results, results are generated in lab conditions and might contain faults*

			LED bulb								
			G200 GOLD DIM 9290018734 LED CLA-giant 6.5-40W E27 A160 GOLD DIM 9290018735 LED CLA-giant 6.5-40W E27 T65 GOLD DIM 9290018736								
			LEDCLA 5-30W Mushroom E27 2000K GOLD D 9290019356								
			LEDCLA 5-40W Diamond E27 2700K CL D 9290019357								
			Dimming Performance	Dimming Range	Glowing	Dimming Performance	Dimming Range	Glowing	Dimming Performance	Dimming Range	Glowing
Berker   INSTA	286710	[RC] 20 - 360 W - Turn	1-3	87% 15%		1-3	99%-3%		1-3	99%-3%	
Berker   INSTA	283010	[R] 60 - 400 W - Turn	1-2	93% 7%		2-3	99%-3%		2-3	99%-3%	
Bticino	L4407	[ ] 60 - 250 W					N.A.	N.A.	2-3	82%-3%	
Busch Jaeger   ABB	2200 U - 503	[R] 60 - 400 W - Turn	1-3	97% 13%		1-3	99%-7%		1-3	99%-8%	
Busch Jaeger   ABB	2247 U	[RL] 20 - 500 W - Turn	1-3	92% 3%		1-3	99%-3%		2-3	99%-3%	
Busch Jaeger   ABB	2250 U	[R] 60 - 600 W - Turn	1-2	91% 12%		2-3	99%-3%		2-3	99%-3%	
Busch Jaeger   ABB	6513 U - 102	[RC] 40 - 420 W - Turn	1-3	92% 13%		1-3	99%-3%		1-3	99%-3%	
Busch Jaeger   ABB	6523 U	[LED] 2 - 100 VA - LED - Turn	1-3	84% 16%		1-3	99%-3%		1-3	99%-3%	
Busch Jaeger   ABB	6526 U	[LED] 2 - 100 VA - LED - Push (2wire)				1-3	99%-3%		1-3	99%-3%	
ELKO   Schneider	SBD200LED (CCTEL10501)	[LED/RC] 4 - 200 W(RC) 4 - 400 W(RL)	1-3	91% 16%			N.A.	N.A.	1-3	99%-3%	
ELKO   Schneider	SBD315RC (315 GLE )	[RC] 315 W	1-3	91% 3%		2-3	99%-3%		2-3	99%-3%	
ELKO   Schneider	SBD420RCRL (CCTEL13011)	[RC] 420 W	3	94% 17%			N.A.	N.A.		N.A.	N.A.
Eltako	EVD6INPN-UC	400 W 3-wire Push Module				1-3	98%-3%		1-3	99%-3%	
Feller   Schneider	40200 (SBD200LED CCTCH10601)	[LED/RC] 4 - 200 W(RC) 4 - 400 W(RL)					N.A.	N.A.	1-3	99%-3%	
Feller   Schneider	40300 (SBD315)	[RLC] 300 W				2-3	99%-3%		2-3	99%-3%	
Feller   Schneider	40420 (SBD420)	[RLC] 420 W					N.A.	N.A.		N.A.	N.A.
GIRA	1176-00/01	[RLC] 50 - 420 W				1-3	99%-3%		1-3	99%-3%	
GIRA	2390 00/ 100	[LED] 7 - 100 W - Push (3wire)	1-3	83% 4%		1-3	99%-3%		1-3	99%-3%	
Hager	EVN 011	[RC] 300 VA				1-3	99%-3%		1-3	99%-3%	
Hager	EVN 012	[RC] 300 W				1-3	99%-3%		1-3	97%-3%	
Hager	EVN 004	[RL] 500 VA				1-3	99%-3%		1-3	99%-3%	
Jung	225 TDE	[RC] 20 - 525 W - Turn	1-3	89% 17%		1-3	99%-3%		1-3	99%-3%	
Jung	127ILEDDE	[LED] 3 - 100 W - Push (3wire)	1-3	83% 4%		1-3	99%-3%		1-3	99%-3%	
Klik aan Klik uit	AWMD-250	[LED] 3 - 24 W					N.A.	N.A.	1-3	99%-4%	
Klik aan Klik uit	ACM 300	300 W - 3-wire Push LED Dimmer				2-3	98%-3%		2-3	99%-3%	
Legrand	774161	[RL] 40 - 400 W - Turn	3	95% 9%			N.A.	N.A.	2-3	92%-3%	
Legrand	78401	[RLC] 40 - 500 W				1-3	98%-3%		1-3	97%-3%	
Legrand	67081	[RL] 40 - 400 W - Turn									
Legrand	67082	[RL] 40 - 600 W - Turn									
Legrand	67083	[RLC] 3 - 400 W									
Legrand	67084	[RLC] 8 - 300 VA - Push LED (3wire)	2-3	92% 8%		1-3	98%-4%		2-3	99%-3%	
Legrand	67085 (078406)	[RLC] 8 - 300 VA - Push LED (3wire)	1-3	93% 3%		1-3	98%-3%		1-3	98%-3%	
Legrand	L4402N	[R] 60 - 500 W				2-3	98%-3%		2-3	97%-3%	
Merten   Schneider	SBD200LED (MEG5134-0000)	[LED/RC] 4 - 200 W(RC) 4 - 400 W(RL)					N.A.	N.A.	1-3	99%-3%	
Merten   Schneider	SBD315RC (MEG5136-0000)	[RC] 315 W				2-3	99%-3%		2-3	99%-3%	
Merten   Schneider	SBD420RCRL (MEG5138-0000)	[RLC] 20 - 420 VA					N.A.	N.A.		N.A.	N.A.
MK - Electric	K1535	[R] 65 - 450 W - Turn	1	68% 12%		2-3	92%-3%		2-3	92%-3%	
MK - Electric	K1501 WHILV	[R] 60 - 500 W - Turn	1-2	84% 8%		1 or 3	99%-3%		1-3	99%-3%	
MK - Electric	K4501 WHILV	[RLC] 180 W				1-3	98%-3%		1-3	99%-3%	
MK - Electric	K4500 WHILV	[RLC] 400 W				1-3	98%-3%		1-3	98%-3%	
NIKO	310-0280X	[LED] 2 - 100 VA				1-3	98%-3%		1-3	98%-3%	
PEHA	431HAN	[RL] 6 - 120 W [LED] 6 - 60 W				1-3	97%-3%		1-3	98%-3%	
Philips	UID8670	[LED] 2 - 100 VA - LED - Push (3wire)									
RELCO	RP0977	[LED] 4 - 100 W	1-3	91% 23%		1-3	99%-3%		1-3	99%-3%	
RELCO	RM0545	[LED] 4 - 100 W	1-3	87% 7%		1-3	99%-3%		1-3	99%-3%	
Schneider	SBD315RC (SBD 315, SDD 315)	[RC] 315 W				2-3	99%-3%		2-3	99%-3%	
Schneider	SBD315RC (ATD315)(CCT011533)	[RC] 315 W				2-3	99%-3%		2-3	99%-3%	
Schneider	SBD200 (WDE 002299)	[ ] 4 - 400 VA - Turn Universal (2wire)					N.A.	N.A.	1-3	99%-3%	
Schneider	SBD315RC (SBD 315)	[RC] 315 W				2-3	99%-3%		2-3	99%-3%	
VADSBO	ED 350	[RC] 50 - 350 W				1-3	98%-3%		1-3	97%-3%	
VADSBO	DRS 315	[RC] 50 - 315 W				3	98%-3%			N.A.	N.A.
VADSBO	DU 250	[RC] 20 - 250 W				1-3	91%-3%		1-3	91%-3%	
Varilight	HQ3W	[R] 60 - 400 W	1-3	89% 5%		2-3	98%-3%		2-3	92%-3%	
Varilight	ICT401 M	[RC] 20 - 400 W				2-3	87%-3%		1-3	93%-3%	
Vimar	20148	[RL] 500 W	1-3	94% 8%		1-3	99%-3%	< 2	2-3	99%-3%	< 2
Vimar	14153	[R]				3	98%-3%		1-3	98%-3%	
Vimar	20160	[RC]				1-3	99%-3%		1-3	99%-3%	
Vimar	20162	[RL] 40 - 300 W	1-3	93% 5%		1-3	99%-3%	< 2	1-3	99%-3%	
IKEA	E0902 - Dim	[R] 25 - 150 W	1-3	92% 5%		1-3	98%-3%		2-3	99%-3%	
Philips Dynalite	DDLE801	(100 W per channel)	1-3	89% 3%			N.A.	N.A.	2-3	85%-3%	
Philips Dynalite	DDTM102 Module	(460 W per channel)	1-3	86% 3%		1-3	86%-3%		2-3	85%-3%	

# Professional LED Mains Voltage range

## Recommended dimmer compatibility list for Mains Voltage lamps



### KEY

x-y	Excellent dimming with X-Y lamps, however external factors can negatively influence the deep dimming performance
x-y	See note below
	Unexpected performance behavior, not in line with good dimming perception
N.A.	Dimmer lamp combination not applicable
	Dimmer lamp combination not tested

This document is for information purposes and must be treated as recommendation. Signify attempted to provide best results, results are generated in lab conditions and might contain faults

			LED bulb								
			LED Crystal_giant 6.5-35W E27 GOLD DIM 9290020944 LED double layers 6.5-25W E27 smoky DIM 9290020945 LED diamond_giant 6.5-35W E27 CL DIM 9290020946			CLA LEDbulb DT 9-60W CRI90 A60 9290020190 CRI90 ST64 9290020192 / CRI90 G93 9290020194 CLA LEDbulb DT 6.7-40W CRI90 A60 9290020196 CLA LEDbulb DT 5.5-40W A60 9290018939 CLA LEDbulb DT 8.5-60W A60 9290018941			CLA LEDbulb DT6.7-40W E27 CRI90 A60 CL 9290020196 CLA LEDCandle DT3.5-25W E14 CRI90 B35 CL 9290020179 E27 CRI90 P45 CL 9290020184 / E14 CRI90 P45 CL 9290020185 CLA LEDCandle DT6-40W E14 CRI90 B35 CL 9290020180 E14 CRI90 BA35 CL 9290020183 / E27 CRI90 P45 CL 9290020186 E14 CRI90 P45 CL 9290020188		
			Dimming Performance	Dimming Range	Glowing	Dimming Performance	Dimming Range	Glowing	Dimming Performance	Dimming Range	Glowing
Berker  INSTA	286710	[RC] 20 - 360 W - Turn	1-3	91%-6%		1-3	87%-3%		1-3	87%-3%	
Berker  INSTA	283010	[R] 60 - 400 W - Turn	1-3	93%-4%		1-3	90%-3%		1-3	90%-3%	
Bticino	L4407	[ ] 60 - 250 W					N.A.	N.A.		N.A.	N.A.
Busch Jaeger  ABB	2200 U - 503	[R] 60 - 400 W - Turn	1-3	93%-13%		1-3	93%-3%		1-3	93%-3%	
Busch Jaeger  ABB	2247 U	[RL] 20 - 500 W - Turn	1-3	92%-3%		1-3	90%-3%		1-3	90%-3%	
Busch Jaeger  ABB	2250 U	[R] 60 - 600 W - Turn	1-3	93%-3%		1-3	92%-3%		1-3	92%-3%	
Busch Jaeger  ABB	6513 U - 102	[RC] 40 - 420 W - Turn	1-3	93%-4%		1-3	94%-8%		1-3	94%-8%	
Busch Jaeger  ABB	6523 U	[LED] 2 - 100 VA - LED - Turn	1-3	90%-8%		1-3	86%-3%		1-3	86%-3%	
Busch Jaeger  ABB	6526 U	[LED] 2 - 100 VA - LED - Push (2wire)	1-3	92%-6%		1-3	91%-4%		1-3	91%-4%	
ELKO  Schneider	SBD200LED (CCTEL10501)	[LED/RC] 4 - 200 W(RC) 4 - 400 W(RL)	1-3	90%-3%		1-3	88%-3%		1-3	88%-3%	
ELKO  Schneider	SBD315RC (315 GLE)	[RC] 315 W	1-3	90%-3%		1-3	93%-3%		1-3	93%-3%	
ELKO  Schneider	SBD420RCRL (CCTEL13011)	[RLC] 420 W	2-3	95%-5%		1-3	89%-3%		1-3	89%-3%	
Eltako	EVD6INPN-UC	400 W 3-wire Push Module									
Feller  Schneider	40200 (SBD200LED CCTCH10601)	[LED/RC] 4 - 200 W(RC) 4 - 400 W(RL)	1-3	92%-6%		1-3	88%-3%		1-3	88%-3%	
Feller  Schneider	40300 (SBD315)	[RLC] 300 W	1-3	90%-3%		1-3	93%-3%		1-3	93%-3%	
Feller  Schneider	40420 (SBD420)	[RLC] 420 W	2-3	95%-5%		1-3	89%-3%		1-3	89%-3%	
GIRA	1176-00/01	[RLC] 50 - 420 W				1-3	93%-5%		1-3	93%-5%	
GIRA	2390 00/ 100	[LED] 7 - 100 W - Push (3wire)	1-3	89%-3%		1-3	86%-3%		1-3	86%-3%	
Hager	EVN 011	[RC] 300 VA				1-3	98%-3%		1-3	98%-3%	
Hager	EVN 012	[RC] 300 W				1-3	98%-3%		1-3	98%-3%	
Hager	EVN 004	[RL] 500 VA				1-3	98%-3%		1-3	98%-3%	
Jung	225 TDE	[RC] 20 - 525 W - Turn	1-3	92%-7%		1-3	93%-3%		1-3	93%-3%	
Jung	127ILEDDE	[LED] 3 - 100 W - Push (3wire)	1-3	88%-3%		1-3	87%-7%		1-3	87%-7%	
Klik aan Klik uit	AWMD-250	[LED] 3 - 24 W				1-3	82%-4%		1-3	82%-4%	
Klik aan Klik uit	ACM 300	300 W - 3-wire Push LED Dimmer									
Legrand	774161	[RL] 40 - 400 W - Turn		N.A.	N.A.			N.A.			N.A.
Legrand	78401	[RLC] 40 - 500 W				1-3	96%-3%		1-3	96%-3%	
Legrand	67081	[RL] 40 - 400 W - Turn					N.A.	N.A.		N.A.	N.A.
Legrand	67082	[RL] 40 - 600 W - Turn					N.A.	N.A.		N.A.	N.A.
Legrand	67083	[RLC] 3 - 400 W					N.A.	N.A.		N.A.	N.A.
Legrand	67084	[RLC] 8 - 300 VA - Push LED (3wire)	1-3	94%-3%		1-3	95%-3%		1-3	95%-3%	
Legrand	67085 (078406)	[RLC] 8 - 300 VA - Push LED (3wire)	1-3	97%-3%		1-3	88%-17%		1-3	88%-17%	
Legrand	L4402N	[R] 60 - 500 W					N.A.	N.A.		N.A.	N.A.
Merten  Schneider	SBD200LED (MEG5134-0000)	[LED/RC] 4 - 200 W(RC) 4 - 400 W(RL)	1-3	92%-6%		1-3	88%-3%		1-3	88%-3%	
Merten  Schneider	SBD315RC (MEG5136-0000)	[RC] 315 W	1-3	90%-3%		1-3	93%-3%		1-3	93%-3%	
Merten  Schneider	SBD420RCRL (MEG5138-0000)	[RLC] 20 - 420 VA	2-3	95%-5%		1-3	89%-3%		1-3	89%-3%	
MK - Electric	K1535	[R] 65 - 450 W - Turn	2-3	81%-5%			N.A.	N.A.		N.A.	N.A.
MK - Electric	K1501 WHILV	[R] 60 - 500 W - Turn	2-3	87%-3%		1-3	85%-3%		1-3	85%-3%	
MK - Electric	K4501 WHILV	[RLC] 180 W				1-3	88%-3%		1-3	88%-3%	
MK - Electric	K4500 WHILV	[RLC] 400 W				1-3	88%-3%		1-3	88%-3%	
NIKO	310-0280X	[LED] 2 - 100 VA				1-3	98%-4%		1-3	98%-4%	
PEHA	431HAN	[RL] 6 - 120 W [LED] 6 - 60 W				1-3	88%-4%		1-3	88%-4%	
Philips	UID8670	[LED] 2 - 100 VA - LED - Push (3wire)				1-3	86%-3%		1-3	86%-3%	
RELCO	RP0977	[LED] 4 - 100 W	1-3	96%-16%							
RELCO	RM0545	[LED] 4 - 100 W	1-3	90%-3%							
Schneider	SBD315RC (SBD 315, SDD 315)	[RC] 315 W	1-3	90%-3%		1-3	93%-3%		1-3	93%-3%	
Schneider	SBD315RC (ATD315)(CCT011533)	[RC] 315 W	1-3	90%-3%		1-3	93%-3%		1-3	93%-3%	
Schneider	SBD200 (WDE 002299)	[ ] 4 - 400 VA - Turn Universal (2wire)	1-3	92%-6%		1-3	88%-3%		1-3	88%-3%	
Schneider	SBD315RC (SBD 315)	[RC] 315 W	1-3	90%-3%		1-3	93%-3%		1-3	93%-3%	
VADSBO	ED 350	[RC] 50 - 350 W				1-3	91%-5%		1-3	91%-5%	
VADSBO	DRS 315	[RC] 50 - 315 W					N.A.	N.A.		N.A.	N.A.
VADSBO	DU 250	[RC] 20 - 250 W				1-3	88%-3%	<4	1-3	88%-3%	<4
Varilight	HQ3W	[R] 60 - 400 W	2-3	92%-3%		1-3	92%-3%		1-3	92%-3%	
Varilight	ICT401 M	[RC] 20 - 400 W									
Vimar	20148	[RL] 500 W	1 or 3	92%-3%			N.A.	N.A.		N.A.	N.A.
Vimar	14153	[R]				1-3	98%-3%		1-3	98%-3%	
Vimar	20160	[RC]					N.A.	N.A.		N.A.	N.A.
Vimar	20162	[RL] 40 - 300 W	1-3	90%-4%			N.A.	N.A.		N.A.	N.A.
IKEA	E0902 - Dim	[R] 25 - 150 W	1-3	92%-3%		1-3	91%-1%		1-3	91%-1%	
Philips Dynalite	DDLE801	(100 W per channel)	1-3	88%-3%		1-3	95%-3%		1-3	95%-3%	
Philips Dynalite	DDTM102 Module	(460 W per channel)	1-3	89%-3%		1-3	98%-3%		1-3	98%-3%	

# Professional LED Mains Voltage range

## Recommended dimmer compatibility list for Mains Voltage lamps



### KEY

<b>x-y</b>	Excellent dimming with X-Y lamps, however external factors can negatively influence the deep dimming performance
<b>x-y</b>	See note below
<b>x-y</b>	Unexpected performance behavior, not in line with good dimming perception
<b>N.A.</b>	Dimmer lamp combination not applicable
<b>N.A.</b>	Dimmer lamp combination not tested

*This document is for information purposes and must be treated as recommendation. Philips attempted to provide best results, results are generated in lab controlled environment and may differ from actual application conditions*

			LED bulb								
			CLA LEDbulb D 12-100W A67 E27 CR180 CL 9290018829			MASTER LEDcandle DT 4-25W E14 B38 CL 9290011398 MASTER LEDcandle DT 4-25W E14 BA38 CL 9290011399 MASTER LEDlustre DT 4-25W E14 P48 CL 9290011400 MASTER LEDlustre DT 4-25W E27 P48 CL 9290011401			MASTER LEDcandle DT 6-40W B15 B38 CL 9290011403 E14 B38 CL 9290011404 / E14 BA38 CL 9290011405 / B22 B38 CL 9290011408 / E27 B38 CL 9290011579 MASTER LEDlustre DT 6-40W E14 P48 CL 9290011406 E27 P48 CL 9290011407 / B22 P48 CL 9290011573		
			Dimming Performance	Dimming Range	Glowing	Dimming Performance	Dimming Range	Glowing	Dimming Performance	Dimming Range	Glowing
Berker   INSTA	286710	[RC] 20 - 360 W - Turn	1-3	92% 14%		2-18	96%-3%		2-12	93%-3%	
Berker   INSTA	283010	[R] 60 - 400 W - Turn	1-3	98% 14%		2-20	89%-3%		2-13	89%-3%	
Bticino	L4407	[ ] 60 - 250 W					N.A.	N.A.		N.A.	N.A.
Busch Jaeger   ABB	2200 U - 503	[R] 60 - 400 W - Turn	1-3	97% 7%		2-20	92%-3%		2-13	92%-3%	
Busch Jaeger   ABB	2247 U	[RL] 20 - 500 W - Turn	1-3	98% 3%		2-25	91%-3%		2-17	91%-3%	
Busch Jaeger   ABB	2250 U	[R] 60 - 600 W - Turn	1-3	98% 15%		2-30	88%-3%		2-20	93%-3%	
Busch Jaeger   ABB	6513 U - 102	[RC] 40 - 420 W - Turn	1-3	96% 13%		2-21	94%-3%		2-14	91%-3%	
Busch Jaeger   ABB	6523 U	[LED] 2 - 100 VA - LED - Turn	1-3	94% 19%		2-20	84%-3%		2-17	83%-3%	
Busch Jaeger   ABB	6526 U	[LED] 2 - 100 VA - LED - Push (2wire)				2-20	88%-7%	< 4	2-17	88%-5%	< 6
ELKO   Schneider	SBD200LED (CCTEL10501)	[LED/RC] 4 - 200 W(RC) 4 - 400 W(RL)	1-3	90% 15%		2-20	95%-3%		2-13	92%-3%	
ELKO   Schneider	SBD315RC (315 GLE )	[RC] 315 W	1-3	90% 3%		2-15	88%-3%		2-11	87%-0%	
ELKO   Schneider	SBD420RCRL (CCTEL13011)	[RLC] 420 W	1-3	93% 15%		2-20	91%-3%		2-14	90%-3%	
Eltako	EVD6INPN-UC	400 W 3-wire Push Module									
Feller   Schneider	40200 (SBD200LED CCTCH10601)	[LED/RC] 4 - 200 W(RC) 4 - 400 W(RL)	1-3	90% 15%		2-20	95%-3%		2-13	92%-3%	
Feller   Schneider	40300 (SBD315)	[RLC] 300 W	1-3	90% 3%							
Feller   Schneider	40420 (SBD420)	[RLC] 420 W	1-3	93% 15%							
GIRA	1176-00/01	[RLC] 50 - 420 W				2-20	95%-7%	< 7	2-14	95%-5%	< 9
GIRA	2390 00/ 100	[LED] 7 - 100 W - Push (3wire)	1-3	97% 5%		2-25	94%-3%		2-17	92%-3%	
Hager	EVN 011	[RC] 300 VA					95%-4%	< 7	2-10	96%-3%	< 10
Hager	EVN 012	[RC] 300 W					95%-4%	< 7	2-10	95%-3%	< 10
Hager	EVN 004	[RL] 500 VA					95%-7%	< 7	2-17	96%-4%	< 11
Jung	225 TDE	[RC] 20 - 525 W - Turn	1-3	94% 16%		2-26	89%-3%		2-18	89%-3%	
Jung	127ILEDDE	[LED] 3 - 100 W - Push (3wire)	1-3	97% 3%		2-25	93%-4%		2-17	92%-3%	
Klik aan Klik uit	AWMD-250	[LED] 3 - 24 W					78%-7%	< 6	2-4	77%-4%	< 5
Klik aan Klik uit	ACM 300	300W - 3-wire Push LED Dimmer									
Legrand	774161	[RL] 40 - 400 W - Turn		N.A.	N.A.		N.A.	N.A.		N.A.	N.A.
Legrand	78401	[RLC] 40 - 500 W				2-20	95%-4%	< 7	2-13	93%-4%	< 9
Legrand	67081	[RL] 40 - 400 W - Turn					N.A.	N.A.		N.A.	N.A.
Legrand	67082	[RL] 40 - 600 W - Turn					N.A.	N.A.		N.A.	N.A.
Legrand	67083	[RLC] 3 - 400 W					N.A.	N.A.		N.A.	N.A.
Legrand	67084	[RLC] 8 - 300 VA - Push LED (3wire)	1-3	98% 4%			N.A.	N.A.		N.A.	N.A.
Legrand	67085 (078406)	[RLC] 8 - 300 VA - Push LED (3wire)	1-3	94% 3%		2-15	94%-3%		2-10	91%-3%	
Legrand	L4402N	[R] 60 - 500 W					79%-4%		8-17	79%-4%	
Merten   Schneider	SBD200LED (MEG5134-0000)	[LED/RC] 4 - 200 W(RC) 4 - 400 W(RL)	1-3	90% 15%		2-20	95%-3%		2-13	92%-3%	
Merten   Schneider	SBD315RC (MEG5136-0000)	[RC] 315 W	1-3	90% 3%		2-15	88%-3%		2-11	87%-3%	
Merten   Schneider	SBD420RCRL (MEG5138-0000)	[RLC] 20- 420 VA	1-3	93% 15%		2-20	91%-3%		2-14	90%-3%	
MK - Electric	K1535	[R] 65 - 450 W - Turn	1-3	84% 16%		2-23	79%-3%		2-15	77%-3%	
MK - Electric	K1501 WHILV	[R] 60 - 500 W - Turn	1-3	91% 8%		2-25	88%-3%		2-17	87%-3%	
MK - Electric	K4501 WHILV	[RLC] 180 W					83%-3%		2-7	82%-3%	
MK - Electric	K4500 WHILV	[RLC] 400 W					83%-3%			N.A.	N.A.
NIKO	310-0280X	[LED] 2 - 100 VA				2-5	96%-5%		2-3	96%-4%	
PEHA	431HAN	[RL] 6 - 120 W [LED] 6 - 60 W					82%-7%		2-4	82%-5%	
Philips	UID8670	[LED] 2 - 100 VA - LED - Push (3wire)				2-20	84%-3%		2-17	83%-3%	
RELCO	RP0977	[LED] 4 - 100 W	1-3	99% 23%							
RELCO	RM0545	[LED] 4 - 100 W	1-3	83% 6%							
Schneider	SBD315RC (SBD 315, SDD 315)	[RC] 315 W	1-3	90% 3%		2-15	88%-3%		2-11	87%-3%	
Schneider	SBD315RC (ATD315)(CCT011533)	[RC] 315 W	1-3	90% 3%		2-15	88%-3%		2-11	87%-3%	
Schneider	SBD200 (WDE 002299)	[ ] 4 - 400 VA - Turn Universal (2wire)	1-3	90% 15%		2-20	95%-3%		2-13	92%-3%	
Schneider	SBD315RC (SBD 315)	[RC] 315 W	1-3	90% 3%		2-15	88%-3%		2-11	87%-3%	
VADSBO	ED 350	[RC] 50 - 350 W				2-18	88%-7%		2-12	84%-4%	
VADSBO	DRS 315	[RC] 50 - 315W				4-16	89%-4%		5-11	91%-4%	< 12
VADSBO	DU 250	[RC] 20 - 250 W				2-13	86%-3%		2-8	79%-3%	< 8
Varilight	HQ3W	[R] 60 - 400 W	1-3	96% 3%		2-20	91%-3%		2-13	90%-3%	
Varilight	ICT401 M	[RC] 20 - 400 W									
Vimar	20148	[RL] 500 W	1-3	97% 8%		6-25	90%-3%	< 6	4-17	92%-3%	< 4
Vimar	14153	[R]				2-20	99%-3%		2-17	96%-3%	< 7
Vimar	20160	[RC]					89%-3%		2-10	89%-3%	< 11
Vimar	20162	[RL] 40 - 300 W	1-3	92% 3%		6-15	92%-3%	< 6	4-10	86%-3%	< 4
IKEA	E0902 - Dim	[R] 25 - 150W	1-3	92% 8%							
Philips Dynalite	DDLE801	(100 W per channel)	1-2	96% 3%		2-20	89%-3%		2-17	91%-3%	
Philips Dynalite	DDTM102 Module	(460 W per channel)	1-3	94% 3%		2-20	92%-3%		2-15	91%-3%	



# Professional LED Mains Voltage range

## Recommended dimmer compatibility list for Mains Voltage lamps



### KEY

x-y	Excellent dimming with X-Y lamps, however external factors can negatively influence the deep dimming performance
x-y	See note below
	Unexpected performance behavior, not in line with good dimming perception
N.A.	Dimmer lamp combination not applicable
	Dimmer lamp combination not tested

*This document is for information purposes and must be treated as recommendation. Signify attempted to provide best results, results are generated in lab conditions and might contain faults*

			Led capsule					
			CorePro LEDcapsule 2.6-25W G9 WW 230V Dim 9290023899			CorePro LEDcapsule 4-40W G9 827 D 9290023900		
			Dimming Performance	Dimming Range	Glowing	Dimming Performance	Dimming Range	Glowing
Berker   INSTA	286710	[RC] 20 - 360 W - Turn	1-20	99% - 0%			99% - 0%	
Berker   INSTA	283010	[R] 60 - 400 W - Turn	1-20	99% - 0%		4-20	98% - 0%	
Bticino	L4407	[ ] 60 - 250 W						
Busch Jaeger   ABB	2200 U - 503	[R] 60 - 400 W - Turn	2-20	100% - 0%			94% - 0%	
Busch Jaeger   ABB	2247 U	[RL] 20 - 500 W - Turn	2-20	100% - 0%			98% - 0%	
Busch Jaeger   ABB	2250 U	[R] 60 - 600 W - Turn	1-20	100% - 0%			100% - 0%	
Busch Jaeger   ABB	6513 U - 102	[RC] 40 - 420 W - Turn	1-20	99% - 0%			99% - 0%	
Busch Jaeger   ABB	6523 U	[LED] 2 - 100 VA - LED - Turn	1-20	94% - 0%			98% - 0%	
Busch Jaeger   ABB	6526 U	[LED] 2 - 100 VA - LED - Push (2wire)						
ELKO   Schneider	SBD200LED (CCTEL10501)	[LED/RC] 4 - 200 W(RC) 4 - 400 W(RL)	1-16	99% - 0%			99% - 0%	
ELKO   Schneider	SBD315RC (315 GLE)	[RC] 315 W						
ELKO   Schneider	SBD420RCRL (CCTEL13011)	[RLC] 420 W						
Eltako	EVD6INPN-UC	400 W 3-wire Push Module						
Feller   Schneider	40200 (SBD200LED CCTCH10601)	[LED/RC] 4 - 200 W(RC) 4 - 400 W(RL)	1-16	99% - 0%			99% - 0%	
Feller   Schneider	40300 (SBD315)	[RLC] 300 W						
Feller   Schneider	40420 (SBD420)	[RLC] 420 W						
GIRA	1176-00/01	[RLC] 50 - 420 W						
GIRA	2390 00/100	[LED] 7 - 100 W - Push (3wire)					0% - 0%	
Hager	EVN 011	[RC] 300 VA						
Hager	EVN 012	[RC] 300 W						
Hager	EVN 004	[RL] 500 VA						
Jung	225 TDE	[RC] 20 - 525 W - Turn	1-20	99% - 0%			100% - 0%	
Jung	127ILEDDE	[LED] 3 - 100 W - Push (3wire)					0% - 0%	
Klik aan Klik uit	AWMD-250	[LED] 3 - 24 W						
Klik aan Klik uit	ACM 300	300 W - 3-wire Push LED Dimmer						
Legrand	774161	[RL] 40 - 400 W - Turn					0% - 0%	
Legrand	78401	[RLC] 40 - 500 W						
Legrand	67081	[RL] 40 - 400 W - Turn						
Legrand	67082	[RL] 40 - 600 W - Turn						
Legrand	67083	[RLC] 3 - 400 W						
Legrand	67084	[RLC] 8 - 300 VA - Push LED (3wire)	1-20	100% - 0%			93% - 0%	
Legrand	67085 (078406)	[RLC] 8 - 300 VA - Push LED (3wire)					0% - 0%	
Legrand	L4402N	[R] 60 - 500 W						
Merten   Schneider	SBD200LED (MEG5134-0000)	[LED/RC] 4 - 200 W(RC) 4 - 400 W(RL)	1-16	99% - 0%			99% - 0%	
Merten   Schneider	SBD315RC (MEG5136-0000)	[RC] 315 W						
Merten   Schneider	SBD420RCRL (MEG5138-0000)	[RLC] 20 - 420 VA	1-20	99% - 0%			99% - 0%	
MK - Electric	K1535	[R] 65 - 450 W - Turn	1-20	93% - 0%		4-20	98% - 0%	
MK - Electric	K1501 WHILV	[R] 60 - 500 W - Turn	1-20	100% - 0%			100% - 0%	
MK - Electric	K4501 WHILV	[RLC] 180 W						
MK - Electric	K4500 WHILV	[RLC] 400 W						
NIKO	310-0280X	[LED] 2 - 100 VA						
PEHA	431HAN	[RL] 6 - 120W [LED] 6 - 60 W						
Philips	UID8670	[LED] 2 - 100 VA - LED - Push (3wire)	1-20	94% - 0%			98% - 0%	
RELCO	RP0977	[LED] 4 - 100 W	1-20	100% - 0%			97% - 0%	
RELCO	RM0545	[LED] 4 - 100 W	1-20	100% - 0%			100% - 0%	
Schneider	SBD315RC (SBD 315, SDD 315)	[RC] 315 W						
Schneider	SBD315RC (ATD315)(CCT011533)	[RC] 315 W						
Schneider	SBD200 (WDE 002299)	[ ] 4 - 400 VA - Turn Universal (2wire)						
Schneider	SBD315RC (SBD 315)	[RC] 315 W						
VADSBO	ED 350	[RC] 50 - 350 W						
VADSBO	DRS 315	[RC] 50 - 315 W						
VADSBO	DU 250	[RC] 20 - 250 W						
Varilight	HQ3W	[R] 60 - 400 W	2-20	100% - 0%			98% - 0%	
Varilight	ICT401 M	[RC] 20 - 400 W						
Vimar	20148	[RL] 500 W						
Vimar	14153	[R]						
Vimar	20160	[RC]						
Vimar	20162	[RL] 40 - 300 W						
IKEA	E0902 - Dim	[R] 25 - 150 W						
Philips Dynalite	DDLE801	(100 W per channel)						
Philips Dynalite	DDTM102 Module	(460 W per channel)						



# Professional LED Mains Voltage range

## Recommended dimmer compatibility list for Mains Voltage lamps



### KEY

x-y	Excellent dimming with X-Y lamps, however external factors can negatively influence the deep dimming performance
x-y	See note below
	Unexpected performance behavior, not in line with good dimming perception
N.A.	Dimmer lamp combination not applicable
	Dimmer lamp combination not tested

*This document is for information purposes and must be treated as recommendation. Signify attempted to provide best results, results are generated in lab conditions and might contain faults*

			LED linear								
			CorePro LED linear D 14-100W R7S 118mm CW 9290012438 CorePro LED linear D 14-100W R7S 118mm WW 9290012437			CorePro LED linear D 14-120W R7S 118mm WH 9290013536 CorePro LED linear D 14-120W R7S 118mm CW 9290013537			CoreProLED linear D 17.5-150W R7S 118mm WH 9290020166 CoreProLED linear D 17.5-150W R7S 118mm CW 9290020167		
			Dimming Performance	Dimming Range	Glowing	Dimming Performance	Dimming Range	Glowing	Dimming Performance	Dimming Range	Glowing
Berker   INSTA	286710	[RC] 20 - 360 W - Turn	1	89%-8%		1	94%-21%		1-3	99%-15%	
Berker   INSTA	283010	[R] 60 - 400 W - Turn	1	94%-3%		1	97%-16%		1-3	100%-6%	
Bticino	L4407	[ ] 60 - 250 W					N.A.	N.A.			
Busch Jaeger   ABB	2200 U - 503	[R] 60 - 400 W - Turn	1	91%-23%		1	98%-27%		1-3	100%-8%	
Busch Jaeger   ABB	2247 U	[RL] 20 - 500 W - Turn	1	93%-3%		1	96%-3%		1-4	100%-3%	
Busch Jaeger   ABB	2250 U	[R] 60 - 600 W - Turn	1	96%-3%		1	95%-15%		1-4	100%-3%	
Busch Jaeger   ABB	6513 U - 102	[RC] 40 - 420 W - Turn	1	93%-7%		1	97%-23%		1-3	99%-16%	
Busch Jaeger   ABB	6523 U	[LED] 2 - 100 VA - LED - Turn	1	88%-3%		1	92%-21%		1-4	99%-3%	
Busch Jaeger   ABB	6526 U	[LED] 2 - 100 VA - LED - Push (2wire)				1	96%-15%				
ELKO   Schneider	SBD200LED (CCTEL10501)	[LED/RC] 4 - 200 W(RC) 4 - 400 W(RL)	1	88%-10%		1	94%-21%		1-3	100%-18%	
ELKO   Schneider	SBD315RC (315 GLE)	[RC] 315 W	1	89%-3%		1	93%-4%		1-3	100%-5%	
ELKO   Schneider	SBD420RCRL (CCTEL13011)	[RLC] 420 W	1	93%-3%			N.A.	N.A.		N.A.	N.A.
Eltako	EVD6INPN-UC	400 W 3-wire Push Module				1-3	97%-7%				
Feller   Schneider	40200 (SBD200LED CCTCH10601)	[LED/RC] 4 - 200 W(RC) 4 - 400 W(RL)	1	88%-10%					1-3	100%-18%	
Feller   Schneider	40300 (SBD315)	[RLC] 300 W							1-3	100%-5%	
Feller   Schneider	40420 (SBD420)	[RLC] 420 W								N.A.	N.A.
GIRA	1176-00/01	[RLC] 50 - 420 W				1-3	93%-25%				
GIRA	2390 00/100	[LED] 7 - 100 W - Push (3wire)	1	89%-4%		1	92%-10%				
Hager	EVN 011	[RC] 300 VA				1-3	95%-16%				
Hager	EVN 012	[RC] 300 W				1-3	97%-17%				
Hager	EVN 004	[RL] 500 VA				1-3	99%-18%				
Jung	225 TDE	[RC] 20 - 525 W - Turn	1	90%-10%		1	94%-23%		1-4	96%-13%	
Jung	127ILEDDE	[LED] 3 - 100 W - Push (3wire)	1	90%-3%		1	93%-9%				
Klik aan Klik uit	AWMD-250	[LED] 3 - 24 W					84%-30%				
Klik aan Klik uit	ACM 300	300W - 3-wire Push LED Dimmer					92%-10%				
Legrand	774161	[RL] 40 - 400 W - Turn		N.A.	N.A.		N.A.	N.A.			
Legrand	78401	[RLC] 40 - 500 W				1-3	97%-11%				
Legrand	67081	[RL] 40 - 400 W - Turn		N.A.	N.A.	1	93%-30%				
Legrand	67082	[RL] 40 - 600 W - Turn		N.A.	N.A.	1	92%-11%				
Legrand	67083	[RLC] 3 - 400 W					88%-6%				
Legrand	67084	[RLC] 8 - 300 VA - Push LED (3wire)		N.A.	N.A.	1	96%-3%		1-4	96%-3%	
Legrand	67085 (078406)	[RLC] 8 - 300 VA - Push LED (3wire)		N.A.	N.A.	1	99%-3%				
Legrand	L4402N	[R] 60 - 500 W				1	87%-22%				
Merten   Schneider	SBD200LED (MEG5134-0000)	[LED/RC] 4 - 200 W(RC) 4 - 400 W(RL)	1	88%-10%					1-3	100%-18%	
Merten   Schneider	SBD315RC (MEG5136-0000)	[RC] 315 W	1	89%-3%					1-3	100%-5%	
Merten   Schneider	SBD420RCRL (MEG5138-0000)	[RLC] 20 - 420 VA	1	93%-3%						N.A.	N.A.
MK - Electric	K1535	[R] 65 - 450 W - Turn	1	82%-10%		1	81%-15%		1-3	100%-3%	
MK - Electric	K1501 WHILV	[R] 60 - 500 W - Turn	1	88%-6%		1	89%-12%		1-3	100%-4%	
MK - Electric	K4501 WHILV	[RLC] 180 W				1-3	90%-12%				
MK - Electric	K4500 WHILV	[RLC] 400 W				1-3	90%-13%				
NIKO	310-0280X	[LED] 2 - 100 VA				1	98%-3%				
PEHA	431HAN	[RL] 6 - 120 W [LED] 6 - 60 W				1-2	85%-4%				
Philips	UID8670	[LED] 2 - 100 VA - LED - Push (3wire)	1	88%-3%							
RELCO	RP0977	[LED] 4 - 100 W				1	97%-27%		1-3	100%-3%	
RELCO	RM0545	[LED] 4 - 100 W				1	89%-10%		1-4	100%-3%	
Schneider	SBD315RC (SBD 315, SDD 315)	[RC] 315 W	1	89%-3%					1-3	100%-5%	
Schneider	SBD315RC (ATD315)(CCT011533)	[RC] 315 W	1	89%-3%					1-3	100%-5%	
Schneider	SBD200 (WDE 002299)	[ ] 4 - 400 VA - Turn Universal (2wire)	1	88%-10%					1-3	100%-18%	
Schneider	SBD315RC (SBD 315)	[RC] 315 W	1	89%-3%							
VADSBO	ED 350	[RC] 50 - 350 W				1-3	99%-22%				
VADSBO	DRS 315	[RC] 50 - 315 W					N.A.	N.A.			
VADSBO	DU 250	[RC] 20 - 250 W				1-3	82%-5%	<2			
Varilight	HQ3W	[R] 60 - 400 W	1	93%-3%		1	95%-6%		1-3	99%-3%	
Varilight	ICT401 M	[RC] 20 - 400 W				1-3	85%-2%				
Vimar	20148	[RL] 500 W	1	94%-4%		1	95%-12%				
Vimar	14153	[R]				1-3	96%-3%				
Vimar	20160	[RC]				1-3	95%-6%	<2			
Vimar	20162	[RL] 40 - 300 W	1	90%-5%		1	94%-15%				
IKEA	E0902 - Dim	[R] 25 - 150 W	1	93%-9%		1	95%-12%				
Philips Dynalite	DDLE801	(100 W per channel)	1	88%-3%		1	97%-3%				
Philips Dynalite	DDTM102 Module	(460 W per channel)	1	91%-3%		1	99%-3%				

- #1) Dimmers are tested with the number of LED light sources mentioned in the column "Dimming performance".  
A number of LED light sources outside the listed range may result in less optimal behavior. |  
Although not specifically tested, some dimmers can be loaded with more light sources than specified in this document.
- #1a) Most (non-LED dedicated) dimmers can be loaded with LED light sources up to 20% of dimmer specified maximum power.  
Example: Dimmer 400W -> 20% = 80W, which means that e.g. up to 16 pcs 5W LED light sources can be connected.
- #1b) LED dimmers can be loaded up to the specified maximum dimmer power (Wattage).
- #2) Always study the packaging of LED light sources if these can be used in combination with occupancy/motion sensors.
- #3) Glowing means: when connected to a dimmer in its off-state, a LED light source may still emit a small, yet visible amount of light.  
This may e.g. occur if a low quantity of LED light sources is connected.
- #4) "Dimming range" color indications and criteria (all percentages relate to the LED light source full power):  
Green cell: minimum dimming level is below 10% and maximum level at least 80%.  
Yellow cell: minimum dimming level is between 10% and 20% (inclusive) and/or maximum level is below 80%.  
Red cell: minimum dimming level is above 20%.  
Grey cell: the dimmer - LED light source combination is not applicable.  
White cell: no data available.
- #5) Various dimmer suppliers offer "active loads" to optimize dimming performance in case of light source-dimmer system issues. (e.g. Busch Jaeger Compensator 6596).
- #6) This list is based on measurements performed in a lab environment at nominal mains voltage, different mains voltages may result in a different dimming range.
- #7) Dimmer manufacturers may change the technical design of their dimmer without informing Philips / Signify.  
Such changes may affect the performance when used in combination with LED light sources.
- #8) In general Philips dimmable LED light sources can be dimmed with any type of dimmer (type R, RL, RC or RLC).
- #9) Mixed loads may give unexpected dimming behavior or even result in defects, for which Philips / Signify cannot be held responsible.
- #10) LED light source are dimmable across the indicated dimming range, but may exhibit minor flickering at distinct dim settings.
- #11) The information contained here is believed to be accurate at the time it was published, but is provided "AS IS".



© 2021 Signify Holding. All rights reserved. The information provided herein is subject to change, without notice. Signify does not give any representation or warranty as to the accuracy or completeness of the information included herein and shall not be liable for any action in reliance thereon. The information presented in this document is not intended as any commercial offer and does not form part of any quotation or contract, unless otherwise agreed by Signify. Philips and the Philips Shield Emblem are registered trademarks of Koninklijke Philips N.V. All other trademarks are owned by Signify Holding or their respective owners.