

The Philips logo is displayed in a bold, blue, sans-serif font. It is positioned within a white rectangular area that has a blue curved bottom edge, which is part of a larger blue banner at the top left of the image.

CorePro PL LED lamps



Make sure you're ready
for the CFL-ni ban with
CorePro PL LED lamps

And save money and energy, too

Replace your CFL-ni lamps with an energy-efficient alternative



From 24 February 2023, manufacturers will no longer be able to make CFL-ni¹ lamps due to the RoHS² ban.

Now's the time to make the switch to energy-efficient and long-lasting CorePro PL LED lamps. Upgrade your lighting while lowering your costs.

Save on energy

The Philips CorePro PL LED is an energy-efficient replacement for CFL-ni lamps. The quicker you make the switch, the faster you begin saving energy and money.

The ideal upgrade

Our new and extended range of CorePro PL LED lamps is suitable for diverse applications, including hallways, offices and hospitality venues. Due to their long lifetime of up to 30,000 hours, you won't have to worry about their replacement anytime soon.

Options for every fixture

To make the switch to LED as easy as possible, we've introduced new lamp sizes for 1-to-1 replacement of conventional CFL-ni lamps. Philips CorePro PL LED lamps now have extensive ballast compatibility which means you can make the switch to LED lamps without having to worry about major modifications and the associated costs.

www.lighting.philips.com/ledtube



PLC

Simple lamp-for-lamp replacement

4-pin lamp range (HF)
2-pin lamp range (EM)

PLL

2G11 4-pin simple lamp-for-lamp
Extended HF lamp range
Extended EM Mains range [EM retrofit
and direct mains applicable]



PLT

For simple lamp-for-lamp
replacement 4-pin range (HF)



PLS

Simple 2-pin range replacement (EM)

Real pros choose Philips PL LED lamps for:



Fast and easy replacements
PL LED lamps are designed as a 1-to-1 replacement for currently installed conventional lighting



High quality of light

- No flickering
- True constant colors with high CRI



Energy efficiency and long lifetime


- Up to 67% more energy efficient than fluorescent lamps
- Up to 30,000 hrs lifetime – for peace of mind and less maintenance cost



Wide range
Our wide range is designed for diverse applications and budgets

¹CFL-ni: Compact Fluorescent Lamps non-integrated.
²RoHS: Reduction of Hazardous Substances ban.

Why switch to the CorePro PL LED lamp range now?



Key benefits



Energy efficient

- Up to 67% more energy efficient than fluorescent lamps
- Efficiency up to 140 lm/W



Long lasting & robust

- Lifetime of up to 30,000 hours reduces maintenance costs
- Shatterproof plastic PLS/PLC/PLT range



Simple lamp-for-lamp replacement

- Wider product range for easy replacement
- Best value for money solution
- Re-using the existing fixture without major modifications, using a similar form-factor with CFL-ni products



Wide range

- Extended range of PLL HF lamps with more choices available
- Extended range of PLL EM/Mains solutions that includes a starter for EM ballasts and can be rewired into mains to eliminate ballast energy consumption
- Outputs available from 475 lumens to 3,400 lumens
- New range of PLT lamps available for easy lamp-for-lamp replacement



High quality of light

- Instant 100% light
- Rotating end-caps for PLC and PLT
- Choice of 3000K and 4000K for all the products, additional 6500K available for PLL
- No flickering or strobing

Product overview

PL LED lamps

PLC EM / HF



- 2-pin lamp EM range and 4-pin lamp HF range
- Up to 67% more energy efficient than fluorescent lamps
- Up to 110 lm/W efficacy
- Rotating end caps
- Shatterproof plastic platform

[Click here to see 2-pin](#)

[Click here to see 4-pin](#)

PLL HF / EM MAINS



- Extended HF lamp range
- Extensive ballast compability
- New EM/Mains range [EM retrofit and direct mains applicable]
- Up to 56% more energy efficient than fluorescent lamps
- Up to 140 lm/W efficacy
- Glass platform

[Click here to see all products](#)

PLS EM




- 2-pin lamp EM range
- Up to 54% more energy efficient than fluorescent lamps
- Up to 110 lm/W efficacy
- Shatterproof plastic platform

[Click here to see all products](#)

PLT HF



- New PLT HF retrofit family
- Up to 63% more energy efficient than fluorescent lamps
- Up to 120 lm/W efficacy
- Rotating end caps
- Extensive ballast compability
- Shatterproof plastic platform



Enjoy a low TCO now!

CorePro PL LED lamps are designed to reduce your Total Cost of Ownership with low energy costs, a reliable 30,000 hour lifetime and a payback period of less than 2 years.

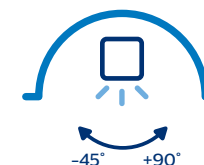


A simple retrofit solution





CorePro PL LED lamps are simple to install and require no building or modification work because they use a similar form-factor. Designed to fit neatly into existing fixtures, the range includes both 2-pin (EM) and 4-pin (HF) lamps options. The 2-pin lamps are compatible with electromagnetic ballasts. Check the ballast compatibility list on our website.

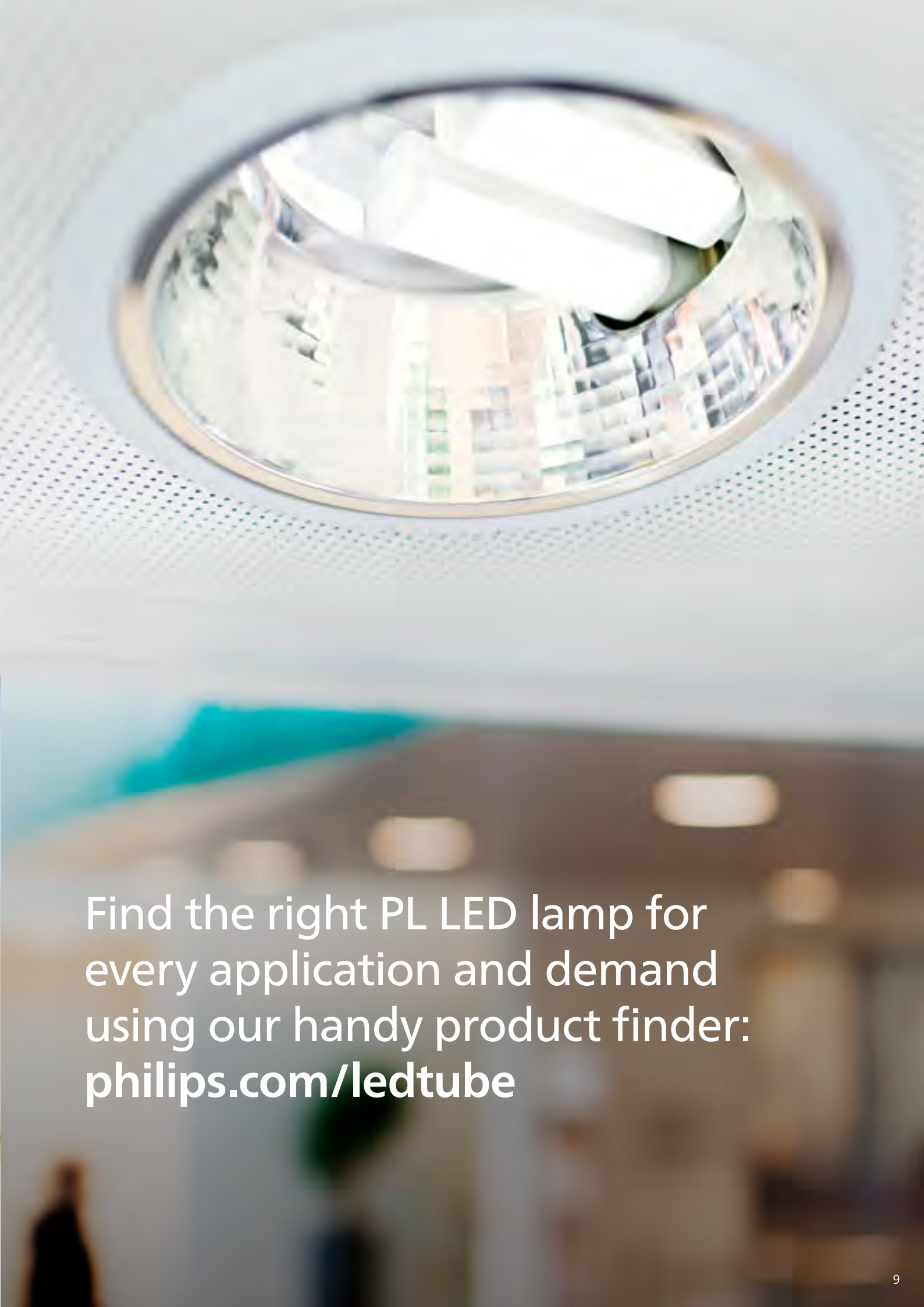
Light where you need it most

PLC and PLT lamps have a rotating end cap feature that makes it easy to direct the light to precisely where you want it. You can turn the lamp from -45° to $+90^{\circ}$, ensuring maximum compatibility with the design of any luminaire you need to install. This means you can optimize the distribution of light to where it's needed most.



Choose the right PL LED lamp for every application

Application areas	CorePro PLS	CorePro PLC	CorePro PLT	CorePro PLL
 Office/school/healthcare burning hours: usually 12 hrs/day		✓		✓
 Corridor burning hours: 12 hrs/day to 24/7	✓	✓	✓	
 Retail/hospitality/bakery burning hours: 12 hrs/day to 24/7	✓	✓	✓	✓
 Residential burning hours: usually 12 hrs/day		✓	✓	



Find the right PL LED lamp for every application and demand using our handy product finder: philips.com/ledtube

Get ready to save energy and costs



Retail

Beautiful lighting brings out the best in the products on display and enhances the shopping experience for customers. But with lamps burning for up to 16 hours a day, food retailers want solutions that will reduce energy and maintenance costs – and show their green credentials in the best light.



Conventional PLL lamp vs CorePro LED PLL lamp

	Conventional PLL 4P 36W	CorePro LED PLL 4P 16.5W	Conventional PLL 4P 55W	CorePro LED PLL 4P 24W
Lifetime	20,000 hrs	30,000 hrs	20,000 hrs	30,000 hrs
Lamp wattage	36W	16.5W	55W	24W
Total costs/year/lamp*	54.87 €	25.69 €	82.19 €	36.85 €
Number of lamps	100			
Burning hours/year	4,000 hrs			
Total savings/year		2,918 €		4,534 €
Payback period		8.0 months		7.0 months
Total CO2 reduction over LED lifetime		28350 kg		44100 kg
Equivalent to emissions absorbed by		1289 trees		2005 trees



Conventional PLC lamp vs CorePro LED PLC lamp

	Conventional PLC 2P 18W	CorePro LED PLC 2P 6.5W	Conventional PLC 2P 26W	CorePro LED PLC 2P 8.5W
Lifetime	10,000 hrs	30,000 hrs	10,000 hrs	30,000 hrs
Lamp wattage	18W	6.5W	26W	8.5W
Total costs/year/lamp*	36.15 €	10.84 €	48.29€	13.69 €
Number of lamps	100			
Burning hours/year	4,000 hrs			
Total savings/year		2,531 €		3,460 €
Payback period		4.7 months		3.8 months
Total CO2 reduction over LED lifetime		22050 kg		30744 kg
Equivalent to emissions absorbed by		1002 trees		1397 trees



Conventional PLT lamp vs CorePro LED PLT lamp

	Conventional PLT 4P 26W	CorePro LED PLT 4P 9W	Conventional PLT 4P 32W	CorePro LED PLT 4P 15W
Lifetime	13,000 hrs	30,000 hrs	13,000 hrs	30,000 hrs
Lamp wattage	26W	9W	32W	15W
Total costs/year/lamp*	42.79 €	15.31 €	49.45 €	23.61 €
Number of lamps	100			
Burning hours/year	4,000 hrs			
Total savings/year		2,748 €		2,584 €
Payback period		7.9 months		8.9 months
Total CO2 reduction over LED lifetime		24696 kg		23310 kg
Equivalent to emissions absorbed by		1123 trees		1060 trees

All calculations are based on the European average of 34 Euro cent/kW hour. *Including maintenance and lamp replacement cost.
*CO2 gas emissions based on 0.42kg/kW Based on multiple scientific literature, an average fully grown tree can absorb 22 kg CO2 per year.

Get ready to save energy and costs



Office

With a light output of up to 3400 lumen, our PL LED lamps provide brilliant light quality. CorePro PL LED lamps offer a solution that will reduce energy and maintenance costs in your office.



Conventional PLL lamp vs CorePro LED PLL lamp

	Conventional PLL 4P 36W	CorePro LED PLL 4P 16.5W	Conventional PLL 4P 55W	CorePro LED PLL 4P 24W
Lifetime	20,000 hrs	30,000 hrs	20,000 hrs	30,000 hrs
Lamp wattage	36W	16.5W	55W	24W
Total costs/year/lamp*	41.15 €	19.27 €	61.65 €	27.64 €
Number of lamps	100			
Burning hours/year	3,000 hrs			
Total savings/year		2,189 €		3,401 €
Payback period		10.6 months		9.4 months
Total CO2 reduction over LED lifetime		28350 kg		44100 kg
Equivalent to emissions absorbed by		1289 trees		2005 trees



Conventional PLC lamp vs CorePro LED PLC lamp

	Conventional PLC 2P 18W	CorePro LED PLC 2P 6.5W	Conventional PLC 2P 26W	CorePro LED PLC 2P 8.5W
Lifetime	10,000 hrs	30,000 hrs	10,000 hrs	30,000 hrs
Lamp wattage	18W	6.5W	26W	8.5W
Total costs/year/lamp*	27.11 €	8.13 €	36.22 €	10.27 €
Number of lamps	100			
Burning hours/year	3,000 hrs			
Total savings/year		1,898 €		2,595 €
Payback period		6.3 months		5.1 months
Total CO2 reduction over LED lifetime		22050 kg		30744 kg
Equivalent to emissions absorbed by		1002 trees		1397 trees



Conventional PLT lamp vs CorePro LED PLT lamp

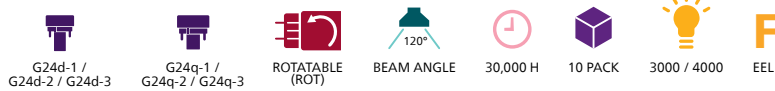
	Conventional PLT 4P 26W	CorePro LED PLT 4P 9W	Conventional PLT 4P 32W	CorePro LED PLT 4P 15W
Lifetime	13,000 hrs	30,000 hrs	13,000 hrs	30,000 hrs
Lamp wattage	26W	9W	32W	15W
Total costs/year/lamp*	32.09 €	11.48 €	37.09 €	17.71 €
Number of lamps	100			
Burning hours/year	3,000 hrs			
Total savings/year		2,061 €		1,938 €
Payback period		10.5 months		11.8 months
Total CO2 reduction over LED lifetime		24696 kg		23310 kg
Equivalent to emissions absorbed by		1123 trees		1060 trees

All calculations are based on the European average of 34 Euro cent/kW hour. *Including maintenance and lamp replacement cost.
*CO2 gas emissions based on 0.42kg/kW Based on multiple scientific literature, an average fully grown tree can absorb 22 kg CO2 per year.

Product specifications



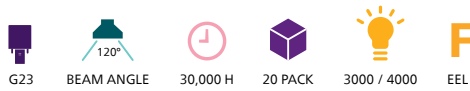
CorePro LED PLC



Product type	LED	Rotable end cap	Lumen output	Operation	Beam angle	CRI	EEL	Pack pcs	Color temperature	EOC
CorePro LED PLC	W		lm		°				K	
4.5W 830 2P G24d-1	4.5	Yes	475	EM	120	83	F	10	3000	70659600
4.5W 840 2P G24d-1	4.5	Yes	500	EM	120	83	F	10	4000	70661900
6.5W 830 2P G24d-2	6.5	Yes	650	EM	120	83	F	10	3000	54127200
6.5W 840 2P G24d-2	6.5	Yes	700	EM	120	83	F	10	4000	54129600
8.5W 830 2P G24d-3	8.5	Yes	950	EM	120	83	F	10	3000	54123400
8.5W 840 2P G24d-3	8.5	Yes	1000	EM	120	83	F	10	4000	54125800
4.5W 830 4P G24q-1	4.5	Yes	475	HF	120	83	F	10	3000	70663300
4.5W 840 4P G24q-1	4.5	Yes	500	HF	120	83	F	10	4000	70665700
6.5W 830 4P G24q-2	6.5	Yes	650	HF	120	83	F	10	3000	54119700
6.5W 840 4P G24q-2	6.5	Yes	700	HF	120	83	F	10	4000	54121000
9W 830 4P G24q-3	9	Yes	950	HF	120	83	F	10	3000	54115900
9W 840 4P G24q-3	9	Yes	1000	HF	120	83	F	10	4000	54117300



CorePro LED PLS



Product type	LED	Rotable end cap	Lumen output	Operation	Beam angle	CRI	EEL	Pack pcs	Color temperature	EOC
CorePro LED PLS	W		lm		°				K	
5W 830 2P G23	5	No	520	EM	120	82	F	20	3000	59666800
5W 840 2P G23	5	No	550	EM	120	82	F	20	4000	59668200




CorePro LED PLL



Product type	LED	Rotable end cap	Lumen output	Operation	Beam angle	CRI	EEL	Pack pcs	Color temperature	EOC
CorePro LED PLL	W		lm		°				K	
16.5W 830 4P 2G11	16,5	No	2000	HF	160	83	E	10	3000	73966200
16.5W 840 4P 2G11	16,5	No	2100	HF	160	83	E	10	4000	73974700
16.5W 865 4P 2G11	16,5	No	2100	HF	160	83	E	10	6500	73976100
24W 830 4P 2G11	24	No	3200	HF	160	83	E	10	3000	82839700
24W 840 4P 2G11	24	No	3400	HF	160	83	E	10	4000	82841000
24W 865 4P 2G11	24	No	3400	HF	160	83	E	10	6500	82843400
8W 830 4P 2G11	8	No	960	HF	160	80	E	10	3000	48676800
8W 840 4P 2G11	8	No	1000	HF	160	80	E	10	4000	48678200
12W 830 4P 2G11	12	No	1440	HF	160	80	E	10	3000	48680500
12W 840 4P 2G11	12	No	1500	HF	160	80	E	10	4000	48682900
8W 830 4P 2G11	8	No	960	EM/Mains	160	80	E	10	3000	15699900
8W 840 4P 2G11	8	No	1000	EM/Mains	160	80	E	10	4000	15701900
12W 830 4P 2G11	12	No	1440	EM/Mains	160	80	E	10	3000	15703300
12W 840 4P 2G11	12	No	1500	EM/Mains	160	80	E	10	4000	15705700
16.5W 830 4P 2G11	16.5	No	2000	EM/Mains	160	80	E	10	3000	15707100
16.5W 840 4P 2G11	16.5	No	2100	EM/Mains	160	80	E	10	4000	15709500
24W 830 4P 2G11	24	No	3200	Mains	160	80	E	10	3000	15711800
24W 840 4P 2G11	24	No	3400	Mains	160	80	D	10	4000	15713200



CorePro LED PLT



Product type	LED	Rotable end cap	Lumen output	Operation	Beam angle	CRI	EEL	Pack pcs	Color temperature	EOC
CorePro LED PLT	W		lm		°				K	
6.5W 830 4P GX24q-2	6.5	Yes	720	HF	120	82	F	20	3000	48776500
6.5W 840 4P GX24q-2	6.5	Yes	800	HF	120	82	E	20	4000	48778900
9W 830 4P GX24q-3	9	Yes	990	HF	120	82	F	20	3000	48780200
9W 840 4P GX24q-3	9	Yes	1100	HF	120	82	E	20	4000	48782600
15W 830 4P GX24q-3	15	Yes	1620	HF	120	82	F	20	3000	48784000
15W 840 4P GX24q-3	15	Yes	1800	HF	120	82	E	20	4000	48786400
18.5W 830 4P GX24q-4	18.5	Yes	2100	HF	120	82	F	20	3000	48788800
18.5W 840 4P GX24q-4	18.5	Yes	2250	HF	120	82	E	20	4000	48790100

Real pros choose Philips LED lighting for:

The best products

- We're setting new standards for high-quality products that result in less maintenance, fewer technical hiccups and strengthens your reputation as a reliable lighting expert.
- Our products are designed with easy installation in mind, saving you time and money.
- From connected lighting solutions to 3D printed luminaires – with Philips you get LED lighting that's setting the reference in the industry and that keeps you ahead of the competition.

The widest portfolio

Whatever the need, whatever the budget: with our complete portfolio of LED lighting products you'll always have the right solution at hand.



A partner that understands the challenges you face, saves you time.

Which is why we don't only offer a comprehensive portfolio of LED luminaires and lamps, but also a couple of handy online tools that make your life easier.



Installer hub

- All latest product information
- Installation videos and training
- Links to all tools
- And more!



TCO calculator

- Calculate the total cost of ownership (TCO) of your product in a few simple steps



Product finder

- Easily find the perfect LED lamp or luminaire for every budget and application demand



LED conversion tool

- Use our tool to help clients switch to Philips' LEDs and enjoy energy savings of up to 75%¹ within 5 months²

¹ According to Signify modeling and market intelligence data.
² Based on Philips MASTER LEDtube Ultra Efficient T8.



Signify, previously known as Philips Lighting, is the world leader in connected LED lighting systems, software and services. We proudly market the best lighting brands in the world, including Philips and Interact.

PHILIPS

The Philips brand stands for quality and energy-efficiency in light. For over 125 years, Philips products have been at the forefront of innovation. Today Philips is recognized as the leading brand in lighting.

interact

Interact is the brand of our IoT software and platform that manages smart lighting systems and the data that those systems collect. Smart, simple and scalable, Interact software can be used in a wide range of application areas, from small offices to entire cities.

**We aim to help you work faster, better, smoother.
How? Check:**

Brighter lives, better world

Signify is 100% carbon neutral since September 2020.

We recycle up to 90% of our manufacturing waste.

We use 100% renewable electricity.

Our paper packaging for LED lamps and luminaires is saving over 500,000 kilos of plastic waste per year.

**Thank you for choosing Philips products offered by
Signify and joining us on our mission!**

You and Signify – a reliable partnership

Close cooperation before, during and after projects is important to us. Our local service teams make sure you always get the competent support and information you need.

We are closely working with local wholesalers to offer you flexible and on-time delivery – and product availability you can rely on.

To help you stay on top of your game the [Signify Lighting Academy](#) offers a comprehensive range of educational resources for you to grow your expertise and get certified.



© 2023 Signify Holding. All rights reserved. The information provided herein is subject to change, without notice. Signify does not give any representation or warranty as to the accuracy or completeness of the information included herein and shall not be liable for any action in reliance thereon. The information presented in this document is not intended as any commercial offer and does not form part of any quotation or contract, unless otherwise agreed by Signify.

Philips and the Philips Shield Emblem are registered trademarks of Koninklijke Philips N.V. All other trademarks are owned by Signify Holding or their respective owners.

www.philips.com/ledtube