

PHILIPS

LED tubes

Discover the
reasons to
switch now!

Real pros know:

One LED tube is all you need

The new, easy-to-install Philips CorePro LEDtube Universal Ultra Output T8

Your everyday all-round solution for an easy switch to LED

With the new Philips CorePro LEDtube Universal Ultra Output T8, making the switch from fluorescent to energy- and cost-saving LED is fast, easy, and hassle-free. Plus there are plenty of additional good reasons to switch:

The 2023 bans
on fluorescent
are in effect!



Top reasons for making it your 1st choice

- 1 Universal compatibility**
 - Works with electromagnetic ballasts, electronic ballasts and direct mains
 - No need to check ballast technology in advance, no double stocking
- 2 Ultra output and light quality**
 - Up to 3,500 lm output for similar brightness to fluorescent lamps
 - Flicker-free light according to 2024 SLR requirement (SVM <0.4)
- 3 Higher efficiency and longer lifetime**
 - 150 lm/W for up to 68% energy savings*
 - 50,000 hrs lifetime – 2.5 times longer than fluorescent*
 - High energy savings and lower maintenance mean payback of just a few months
- 4 Hassle-free 1:1 replacement**
 - True retrofit, making it the fastest-to-install solution, saving you time and money
 - Fits straight into existing luminaires
 - Available in many sizes and color temperatures

Switching to LED tubes always pays off

Philips LED tubes provide you with unbeatable quality, easy-to-install solutions for every application. It has never been easier to switch to LED.

- Available in many sizes
- Substantial energy savings
- Long lifetime and low maintenance
- Ultra bright, flicker-free output
- Various color temperatures available
- No toxic materials, e.g. mercury



* Compared with conventional T8




Scan the code for more information on product details, EU regulations and TCO calculations, or visit:
www.philips.com/ledtube

a lighting brand by @ignify

The cost-efficient all-rounder

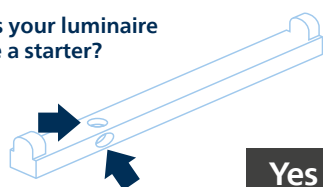
With the same brightness as fluorescent tubes and choice of most common lengths, Philips CorePro LEDtube Universal Ultra Output T8 offers reliable performance where you need it: in retail, industry, schools, hospitals, offices, parking lots, warehouses, public areas – and more!



Designed for safe installation – easier than ever before

LED tubes provide the fastest and simplest way to convert existing luminaires to LED technology. The installation is 100% safe and totally unproblematic, due to lamp-for-lamp replacement.

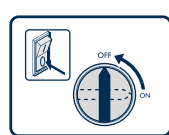
Does your luminaire have a starter?



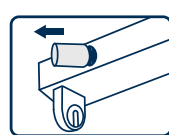
Yes

No

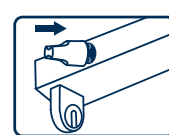
Installation instructions for electro-magnetic ballasts (EM)



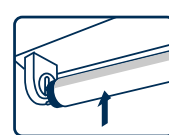
1. Turn off power supply



2. Remove the old starter



3. Replace with the included LED starter

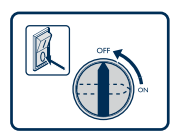


4. Install Philips LEDtube

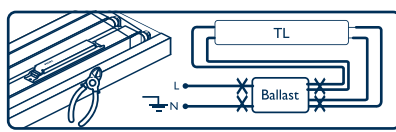
Simply re-lamp if the driver is listed as compatible at philips.com/ledtube

Incompatible driver?

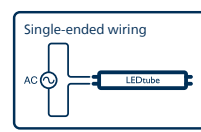
Installation instructions for direct mains connections



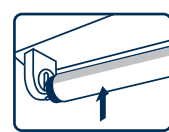
1. Turn off power supply



2. Remove cover and the ballast



3. Connect direct to mains



4. Install Philips LEDtube

CorePro LEDtubes at a glance

Product type	Lamp Wattage	CCT	Lifetime	Beam Angle	Lumen	CRI	EEL	EOC
	W	K	hrs	°	lm			
CorePro LEDtube UN 1,200mm UO 15.5W830 T8	15.5	3000	50,000	240	2,200	80	D	872016919996500
CorePro LEDtube UN 1,200mm UO 15.5W840 T8	15.5	4000	50,000	240	2,400	80	D	872016919998900
CorePro LEDtube UN 1,200mm UO 15.5W865 T8	15.5	6500	50,000	240	2,400	80	D	872016920000500
CorePro LEDtube UN 1,500mm UO 23W830 T8	23	3000	50,000	240	3,200	80	D	872016920002900
CorePro LEDtube UN 1,500mm UO 23W840 T8	23	4000	50,000	240	3,500	80	D	872016920004300
CorePro LEDtube UN 1,500mm UO 23W865 T8	23	6500	50,000	240	3,500	80	D	872016920006700

