

PHILIPS

CoreLine

-  Innovative
-  Easy-to-install
-  High-quality

Now up to
100K hrs
lifetime



Industry
Office
Parking
Retail
Outdoor



Real pros choose peak performance

Philips CoreLine. Easy installation. Excellent illumination.



a lighting brand by ignify

**REAL
PROs**
**REAL
QUALITY**



Find out why real pros
rely on Philips CoreLine:
the full range of
innovative high-quality
and easy-to-use LED
lighting solutions.



- 3 Introduction
- 4 Discover what sets CoreLine apart
See why CoreLine is raising the bar in the industry.
- 5 CoreLine All-in luminaires
Get up to 9 codes in a single luminaire!

- 6 An LED light for every need
Discover the CoreLine range.

5 years warranty!
- 7 Recommended CoreLine products for every application area
Learn about benefits and features of every product.

- 13 Handy tools and services



No choice or no limits?

When lighting really matters, you want to offer your customers the absolute best in quality and choice. Philips CoreLine gives you all that and more with a full range of easy-to-install LED luminaires for every application and situation.

Enjoy more performance and variety with Philips CoreLine — the complete range of high-quality LED lighting that's setting the reference in the market.

www.philips.com/coreline

**REAL
PROs**
**REAL
QUALITY**

5
years
warranty!

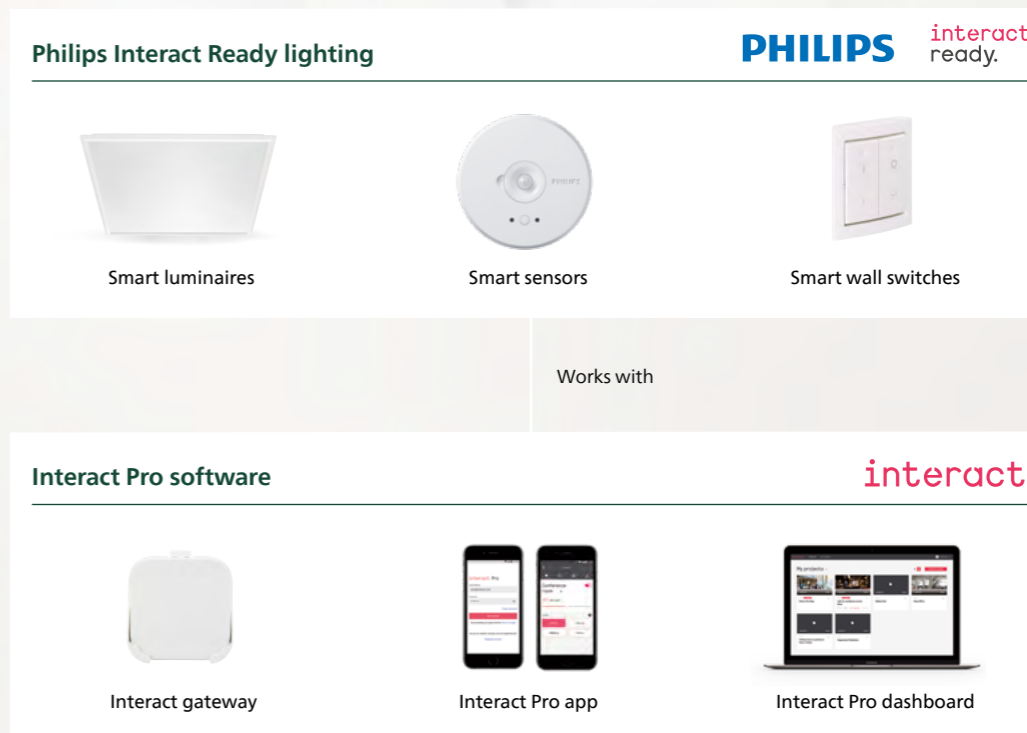
Now up to
100K hrs
lifetime



Innovative

With Philips CoreLine you get much more than high-quality and easy-to-install lighting solutions — you get LED lighting that’s setting the reference in the industry. The CoreLine range includes numerous luminaires that are Interact Ready, which means they work seamlessly with the Interact Pro system. It has never been easier to bring the power of connected lighting to small and medium-sized enterprises!

How the connected lighting system comes together



Easy-to-install

You know what really matters on the job. Fast and easy installation, right? You want to be in and out, quickly, efficiently and professionally. The CoreLine range has been designed to help you do exactly that. Look for the easy installation icon on the product pages to learn more!



High-quality

At the heart of CoreLine’s high-quality light is LED technology. Lasting up to 100,000 hours, its long lifetime enables you to meet every demand and provide the best lighting solution for every customer.

Now up to
100K hrs
lifetime

NEW
Philips CoreLine All-in

All you need for maximum installation flexibility

CoreLine All-in luminaires integrate up to 9 codes in a single luminaire by combining 3 color temperatures and 3 lumen outputs. Enjoy unparalleled flexibility on-site at the flip of a switch and the ease-of-use you know you can expect from Philips CoreLine.

All this makes CoreLine All-in luminaires the perfect solution for any job — from new installations to maintenance work.



Here's how it works

- The lumen output and/or color temperature can be adjusted via an integrated switch.*
- Multi ColorTemperature: 2700K – 4000K*
- Multi Lumen: 2,300 – 10,000 lm*



* Depending on product.



Your benefits



No more tough decisions

Reduced risk to pick the wrong luminaire. Just change the setting on location to fit the requirements.



Perfect for maintenance

Pick the right settings on-site while changing luminaires or adjust after installation to your clients' preferences.



Easy-to-install

Enjoy fast installation thanks to quick connectors.



Trusted Philips quality

All-in luminaires fulfill our highest standards to give you peace of mind. And happy customers.



Local subsidies can further enhance the appeal of energy-efficient lighting for your customers. **Learn how to use this benefit for your business at philips.com/ledconversion**



You can easily recognize
CoreLine All-in products with this icon

 Industry



interact ready.

Now up to 100K hrs lifetime

CoreLine highbay gen5



interact ready.

CoreLine trunking



interact ready.

CoreLine highbay*



interact ready.

All-in

Now up to 100K hrs lifetime

CoreLine waterproof



CoreLine Value highbay



interact ready.

All-in

Now up to 100K hrs lifetime

CoreLine batten



CoreLine tubular waterproof



Maxos universal

 Parking



interact ready.

All-in

CoreLine wall-mounted



interact ready.

All-in

Now up to 100K hrs lifetime

CoreLine waterproof



interact ready.

All-in

Now up to 100K hrs lifetime

CoreLine batten

 Office




interact ready.

All-in

Now up to 100K hrs lifetime

CoreLine recessed



interact ready.

All-in

Now up to 100K hrs lifetime

CoreLine panel



interact ready.

All-in

Now up to 100K hrs lifetime

CoreLine surface-mounted



CoreLine tubular waterproof



interact ready.

CoreLine downlight



interact ready.

All-in

CoreLine slim downlight

 Retail



CoreLine projector



interact ready.


CoreLine recessed spot



interact ready.

All-in

CoreLine slim downlight



Maxos universal

 Outdoor



CoreLine Malaga



CoreLine Tempo

*Available only until stock lasts

CoreLine panel

Recessed office LED luminaire for general lighting applications

All-in versions

- Easily adjust lumen output and/or color temperature via an integrated switch
- Interact Ready version: integrated wireless antenna for use with Interact Pro app and dashboard
- Lifetime: Up to 100,000 hours (L80), 50,000 hours (L90)
- Available lumen packages with All-in: 3000K: 2,800/3,400/4,000 lm; 3500K and 4000K: 3,100/3,600/4,300 lm; 6500K: 3,100/3,600/4,300 lm
- Available color temperature package with All-in: 3000K/3500K/4000K

Single CCT versions

- Quick connector or Wieland connector for simpler and faster installation
- Smooth surface of light for office compliance
- CRI 90 versions available
- Optional emergency lighting (EL) version available



interact ready.



Smooth surface of light



Color temperature switch

Easy installation

- ✓ Quick connector – simply detach, wire and re-connect with the luminaire

Install it in:



Office

CoreLine recessed

Recessed office LED luminaire for general lighting applications

All-in versions

- Easily adjust lumen output via an integrated switch
- Interact Ready version: integrated wireless antenna for use with Interact Pro app and dashboard
- Lifetime: Up to 100,000 hours (L70) / 50,000 hours (L85)
- Available lumen packages with All-in: 3000K: 2,800/3,400/4,000 lm; 4000K: 3,100/3,700/4,300 lm

Single CCT versions

- High lumen package available with office compliancy: 6,000 lm
- Suitable for plaster ceiling installation
- Easy connection (with looping)
- Office compliant optic available – OC version
- Flicker-free thanks to high-performance driver



interact ready.



Slim design with a height of less than 44 mm

DALI and emergency lighting options available

Easy installation

- ✓ Quick connector – simply detach, wire and re-connect with the luminaire
- ✓ Various accessories and looping enable flexible installation

Install it in:



Office

CoreLine surface-mounted

Surface mounted LED luminaire for general lighting applications

All-in versions


- Easily adjust lumen output via an integrated switch
- Interact Ready version: integrated wireless antenna for use with Interact Pro app and dashboard
- Lifetime: Up to 100,000 hours (L70) / 50,000 hours (L85)
- Available lumen packages with All-in: 3000K: 2,800/3,400/4,000 lm; 4000K: 3,100/3,700/4,300 lm

Single CCT versions

- High lumen package available with office compliancy: 6,000 lm
- Easy connection (with looping)
- Flicker-free thanks to high-performance driver
- Suspension set available as an accessory



interact ready.



Recessed version also available for use in grid ceilings (see image above)

DALI and emergency lighting options available

Easy installation

- ✓ Quick connector – simply detach, wire and re-connect with the luminaire
- ✓ Various accessories and looping enable flexible installation

Install it in:



Office

CoreLine downlight

The perfect downlight for use in general lighting applications

- **Interact Ready version: integrated wireless antenna for use with Interact Pro app and dashboard**
- **Lifetime: 50,000 hours (L80)**
- Office-compliant versions available (UGR19)
- Two sizes and lumen outputs available: Ø 150 mm/1,200 lm; Ø 200 mm/2,350 lm
- Reliable DALI
- IP54 and emergency lighting versions optionally available
- External driver
- Up to 120 lm/W



interact ready.



White reflector



Aluminum reflector (UGR19)

- Easy installation**
- ✓ Standard cutout size for 1:1 replacements
 - ✓ Push-in connector for fast and straightforward installation
 - ✓ Through-wiring option
 - ✓ Easy attachment with spring fasteners

Install it in:

 Office

CoreLine slim downlight

The ultra thin downlight for general lighting applications with limited built-in-height

All-in versions

- **Easily adjust color temperature via an integrated switch in recessed versions**
- **Available color temperature package with All-in: 3000K/4000K**
- **Interact Ready version: integrated wireless antenna for use with Interact Pro app and dashboard**
- **Lifetime: 50,000 hours (L70)**

Single CCT versions

- Three sizes and lumen outputs available: Ø 68 mm/650 lm; Ø 150 mm/1,100 lm; Ø 200 mm/2,100 lm
- "Surface of light" downlight solution
- Product height of less than 30 mm, slim design fits most ceiling types
- Recessed and surface-mounted version available



interact ready.



Surface-mounted versions available in 170 mm and 220 mm diameter



Easy installation

- Easy installation**
- ✓ Standard cutout size for 1:1 replacements
 - ✓ Push-in connector for fast and straightforward installation
 - ✓ Through-wiring option
 - ✓ Slim design is perfect

Install it in:

 Office
 Retail

CoreLine wall-mounted

For circulation areas such as hallways and staircases

All-in versions

- **Easily adjust lumen output and/or color temperature via an integrated switch**
- **Available color temperature package with All-in: 2700K/3000K/4000K**
- **Available lumen packages with All-in: 1,200/2,000 lm; 2,000/3,400 lm**
- **Lifetime: 50,000 hours (L85)**

Single CCT versions

- Direct replacement of traditional wall-mounted luminaires
- Optional motion detection, including daylight sensing, step-dimming and wireless grouping function with MDU
- Choice of drivers: DALI with DC compatible, wireless with Interact Ready
- Optional emergency lighting
- Choices of colors: white, black, gray



interact ready.



Water resistant and vandalproof as standard (IP65/IK10)



Optional half-moon accessory for decorative purposes

- Easy installation**
- ✓ Handy push-in connectors
 - ✓ Through-wiring possibility

Install it in:

 Office
 Parking


CoreLine highbay gen5

For warehouses and general manufacturing areas with medium/high height ceilings

- Highly efficient with up to 159 lm/W
- **Improved lifetime of 100,000 hrs (L75)**
- Lumen choices up to 30,000 lm and narrow and wide beam available
- Low glare without additional reflector accessories and CRI of >80
- High impact (IK08) and dust and water protection (IP65)



interact ready.



Optional DALI dimming or smart lighting for further energy savings

Easy installation

- ✓ Single point mounting system
- ✓ Ready to install with external IP-rated connector pre-mounted
- ✓ Easier to handle, single-person installation is hassle free

Install it in:

Industry


CoreLine highbay gen4*

For warehouses and general manufacturing areas with medium/high height ceilings

- Highly efficient with up to 150 lm/W
- Long service life of 50,000 hrs (L80)
- Available in three lumen outputs: 10,500 lm, 20,500 lm, 25,500 lm and choice of narrow or wide beam
- Low glare without additional reflector accessories and CRI of >80
- Suitable for replacement of 250W/400W conventional highbays



interact ready.



Optional DALI dimming for further energy savings

Easy installation

- ✓ Single point mounting system
- ✓ Installation on existing grids
- ✓ Ready to install with external IP-rated connector pre-mounted

Install it in:

Industry

* Available only until stock lasts

CoreLine Value highbay

For warehouses and general manufacturing areas with medium/high height ceilings

- **Great value solution for essential projects**
- Very efficient with up to 140 lm/W
- Suitable for replacement of 250W/400W conventional highbays
- IP65 external electrical connection



Selection of optional accessories: reflectors and mounting bracket

High-quality die-cast aluminium housing

Easy installation

- ✓ External IP-rated connector
- ✓ No need to open the luminaire for installation
- ✓ Easy mounting on hook or optional bracket

Install it in:

Industry

CoreLine waterproof

Waterproof luminaire for applications such as parking garages, warehouses and general lighting

All-in versions

- Easily adjust lumen output via an integrated switch
- Available lumen packages with All-in: 2,700/4,500 lm, 3,700/6,000 lm

Single CCT versions

- Many options available: L600/1,200/1,500, up to 8,000 lm, 4000K
- Energy savings and longer lifetime reduce operating costs
- Uniform, wide-beam light distribution, which supports easy and attractive lighting design
- Optional motion detection, emergency lighting, DALI and waterproof external connector (WEC)



interact ready.



Energy-efficient and long lifetime: up to 140 lm/W and 100K hrs (L70) lifetime

Robust design enabling smarter, simpler and faster installation

Easy installation
 ✓ Longer sliders and improved locks for easier opening and closing
 ✓ Improved electrical design enables installation without using any tools

Install it in:
 Industry
 Parking

CoreLine batten

LED luminaires especially suitable for assembly lines and cove lighting

All-in versions

- Easily adjust lumen output via an integrated switch
- Available lumen packages with All-in: 4000K: 2,500/4,100/6,400 lm, 3,500/5,200/8,000 lm

Single CCT versions

- Ideal for creating seamless and aesthetic light lines in warehouses and industrial spaces
- Smart product architecture for tool-free, easy and flexible installation, with through-wiring possibility
- Homogeneous light distribution in every application
- Direct replacement for conventional battens in terms of light performance, installation, flexibility and length
- Lifetime: up to 100,000 hours (L70)



interact ready.



Openable top compartment for easy installation



Easy light line creation

Easy installation
 ✓ Quick connector – simply detach, wire and re-connect with the luminaire
 ✓ Various accessories and looping enable flexible installation

Install it in:
 Industry
 Parking

CoreLine trunking

Designed for supermarkets, warehouses and assembly areas

- Lifetime: 50,000 hours (L80)
- Reduced maintenance and best lumens per € solution
- Excellent beam shapes and sparkle for product enhancement
- Highly efficient and reliable LED boards

interact ready.



Advanced optics enable precise and energy-saving beam shapes

DALI and emergency lighting options available

Easy installation
 ✓ Pre-assembled light unit – simply install and complete electrical connection
 ✓ Just two unique components needed to create a smooth light line

Install it in:
 Industry

Maxos universal

Designed for easy conversion of fluorescent trunking systems to LED

- High efficacy up to 168 lm/W
- Long lifetime of 50,000 hours (L95)
- Easy lumen adjustment via integrated dipswitch



Fixed output and DALI versions available

Dedicated range of accessories like blind units & through wiring harnesses

Easy installation

- ✓ Mechanical fixation by two springs covering multiple trunking backbones
- ✓ Through-wiring on back of panel
- ✓ Simple phase selection

Install it in:



Not available yet

CoreLine tubular waterproof (PC)

Industrial chic paired with easy maintenance

- Modern, industrial tube design with metal end caps, and black cable glands
- Perfect for customers looking for outstanding lighting design in offices, public buildings, and hospitality applications
- Single piece architecture – no loose parts
- High mechanical (IK10) and water ingress protection (IP68)
- Tubular shape prevents dust accumulation
- Long lifetime of 50,000 hours (L80)
- UV-resistant cover



Efficacy of up to 130 lm/W for more energy savings



Hassle-free installation

Easy installation

- ✓ Push-in ext. connector
- ✓ Through-wired by default
- ✓ Fully flexible mounting with optional tilting and adjustable brackets

Install it in:



CoreLine tubular waterproof (PMMA)

Ultra resistance for demanding applications

- Single piece architecture
- Optimized for application in livestock sector, chemical and food industry
- High mechanical (IK06) and water ingress protection (IP67/IP69K)
- Robust, PMMA cover material
- Tubular shape prevents dust accumulation
- UV-resistant cover
- Long lifetime of 50,000 hours (L80)
- Product architecture supports cleaning norms (no edges, grooves, or clips)
- Simple installation and removal of luminaire eases cleaning process
- High ingress protection enables cleaning with high-pressure water cleaners
- Supports compliance with food application standards (a.o. HACCP, IFS)



Extra high water ingress protection of IP67/IP69K*



Resistant PMMA cover and end caps

Easy installation

- ✓ Push-in external connector
- ✓ Through-wired by default
- ✓ Flexible positioning
- ✓ Fast installation means no downtime

Install it in:



* Type of protection: IP67 (DIN EN 60529), IP69K (ISO 20653:2013)

CoreLine projector

Accent lighting for retail or hospitality areas

- **Compact design (ø 80 mm x 125 mm) with integrated driver**
- Modern and minimalistic look in white or black finish ensures the projector blends in to many interior designs
- One-to-one replacement of conventional CDM-standard-based projectors
- Fits to most standard 3C tracks in the European market
- 25 or 38 degree beam angle with 3,000 lm light output
- Energy-efficient: 100–110 lm/W
- **Lifetime: 50,000 hours (L75)**



interact ready.



Superior light quality with high color rendering (CRI 90)



White version

Easy installation

- ✓ Connectable to numerous track systems
- ✓ Surface-mounting possible with GA70 adaptor

Install it in:



Retail

CoreLine recessed spot

Recessed spot for accent lighting purposes

- **Interact Ready version: integrated wireless antenna for use with Interact Pro app and dashboard**
- Three lumen outputs available: 650 lm, 900 lm, 1,200 lm
- High-end materials for decorative applications and lens optics for a sparkly accent effect
- Flicker-free luminaire with high-performance driver
- Dimmable on wide range of wall-dimmers
- Also available with DALI dimming
- Multiple rims available in white, aluminium and black
- Slim design fits most ceiling types
- Now available in both 68 mm and 78 mm cutouts
- **Lifetime: 50,000 hours (L70)**



interact ready.



Modular product with many different rim colors



Easy installation

Easy installation

- ✓ Push-in connector for fast and straightforward installation
- ✓ Through-wiring option
- ✓ Slim design fits most ceiling types

Install it in:



Retail

CoreLine Malaga

Designed for general road, street and residential application

- **Reliable quality: aluminum die-cast housing and tempered flat glass**
- Maintainable, driver can be replaced
- Easy return on investment — by saving on lamp changes required for SON-T lamps, the investment in the luminaire quickly pays for itself.
- Available in 3,700 lm, 5,500 lm, 7,500 lm and 11,000 lm
- IP65 and IK08 provide durable operation



Available in **two optics** (DM and DW) and **two sizes**

Energy savings of 50 % reduce yearly running costs of the installation

Easy installation
✓ No need to open the luminaire to connect the power cable
✓ Glass cover can be removed for maintenance of the driver

Install it in:
 **Outdoor**

CoreLine Tempo

Professional floodlight for general outdoor lighting, perfect for sports facilities, parking lots and industrial areas

- Replacement of conventional floodlights up to 400W
- High-performance asymmetrical and symmetrical optics
- U-shaped universal mounting bracket and external quick 3-pole IP68 connector
- Product available in 4 types/sizes:
 - **CoreLine Tempo small** (BVP111) – Length 285 mm
 - **CoreLine Tempo medium** (BVP125) – Length 383 mm
 - **CoreLine Tempo large** (BVP130) – Length 486 mm
 - **CoreLine Tempo X-large** (BVP140) – Length: 583 mm
- Reliable quality: Die-cast aluminum housing guarantees robustness, vibration-proof, wind force protection



Warm white and neutral white available

Seaside resistant treatment and swimming pool protection options available

Easy installation
✓ External quick 3-pole IP68 connector
✓ U-shaped universal mounting bracket for flexible application

Install it in:
 **Outdoor**

Real pros choose Philips LED lighting for

The best products

- We're setting new standards for high-quality products that result in less maintenance and fewer technical hiccups and that strengthen your reputation as a reliable lighting expert.
- Our products are designed with easy installation in mind, saving you time and money.
- From connected lighting solutions to 3D printed luminaires – with Philips you get LED lighting that's setting the reference in the industry and that keeps you ahead of the competition.

The widest portfolio

Whatever the need, whatever the budget: with our complete portfolio of LED lighting products you'll always have the right solution at hand.



A partner that understands the challenges you face, saves you time. Which is why we don't only offer a comprehensive portfolio of LED luminaires and lamps, but also handy online tools that make your life easier.



Installer hub

- All latest product information
- Installation videos and training
- Links to all tools
- And more!



Total cost of ownership calculator

- Calculate the total cost of your product in a few simple steps



Product finder

- Easily find the perfect LED lamp or luminaire for every budget and application demand



Signify, previously known as Philips Lighting, is the world leader in connected LED lighting systems, software and services. We proudly market the best lighting brands in the world, including Philips and Interact.

PHILIPS

The Philips brand stands for quality and energy-efficiency in light. For over 125 years, Philips products have been at the forefront of innovation. Today Philips is recognized as the leading brand in lighting.

interact

Interact is the brand of our IoT software and platform that manages smart lighting systems and the data that those systems collect. Smart, simple and scalable, Interact software can be used in a wide range of application areas, from small offices to entire cities.

We aim to help you work faster, better, smoother.
How? Check:

Brighter lives, better world

Signify is 100% carbon neutral since September 2020.
We recycle up to 90% of our manufacturing waste.
We use 100% renewable electricity.

Thank you for choosing Philips products offered by Signify and joining us on our mission!

You and Signify – a reliable partnership

Close cooperation before, during and after projects is important to us. Our local service teams make sure you always get the competent support and information you need.

We are closely working with local wholesalers to offer you flexible and on-time delivery – and product availability you can rely on.

To help you stay on top of your game the [Signify Lighting Academy](#) offers a comprehensive range of educational resources for you to grow your expertise and get certified.



© 2023 Signify Holding. All rights reserved. The information provided herein is subject to change, without notice. Signify does not give any representation or warranty as to the accuracy or completeness of the information included herein and shall not be liable for any action in reliance thereon. The information presented in this document is not intended as any commercial offer and does not form part of any quotation or contract, unless otherwise agreed by Signify.

Philips and the Philips Shield Emblem are registered trademarks of Koninklijke Philips N.V. All other trademarks are owned by Signify Holding or their respective owners.

www.philips.com/coreline