

PHILIPS

Recessed

EvoKit Click LED Retrofit Kit 2x2



Project: _____
 Location: _____
 Cat.No: _____
 Type: _____
 Lamps: _____ Qty: _____
 Notes: _____

Philips EvoKit click LED retrofit kit is an aesthetically pleasing and energy efficient LED retrofit kit designed to deliver a refreshed sleek and modern look with minimal material waste. Not only does it offer energy savings¹, it also helps reduce maintenance and installation costs due to its modular design, bulk packaging, and long LED lifetime. Additional information can be found at www.philips.com/evokit.

Products can be found on the DLC QPL by searching the 6 digit product number. Additional information can be found at www.philips.com/evokit.

EvoKit Click 2x2 with 0-10V Dimming ordering guide

| Product Number | Description | Watts ³ | Volts | Lumen Maint. (Hrs.) ² | Approx. Lumens ³ | Color Temp. (K) | Efficacy | Dim | Pkg | DLC Code |
|--------------------------------|---|--------------------|---------|----------------------------------|-----------------------------|-----------------|----------|------|-------------|----------|
| CLK | | | | | | | | | | |
| 523589 | EvoKit CLK 2x2 32L 29W 835 UNV 0-10 P4 | 29W | 120-277 | 70,000 | 3200 | 3500 | 111 | 0-10 | 4 Pack | P5ZOVZ5C |
| 523597 | EvoKit CLK 2x2 32L 29W 840 UNV 0-10 P4 | 29W | 120-277 | 70,000 | 3200 | 4000 | 111 | 0-10 | 4 Pack | P2B98AZY |
| 521211 | EvoKit CLK 2x2 32L 29W 835 UNV 0-10 P1 | 29W | 120-277 | 70,000 | 3200 | 3500 | 111 | 0-10 | Single Pack | PL1BNA6C |
| 520221 | EvoKit CLK 2x2 32L 29W 840 UNV 0-10 P1 | 29W | 120-277 | 70,000 | 3200 | 4000 | 111 | 0-10 | Single Pack | PAW88IFC |
| CLKE (Energy Efficient) | | | | | | | | | | |
| ◆ 523621 | EvoKit CLKE 2x2 32L 24W 835 UNV 0-10 P4 | 24W | 120-277 | 70,000 | 3200 | 3500 | 133 | 0-10 | 4 Pack | PBBL99UF |
| ◆ 523647 | EvoKit CLKE 2x2 32L 24W 840 UNV 0-10 P4 | 24W | 120-277 | 70,000 | 3200 | 4000 | 138 | 0-10 | 4 Pack | PCGIVN5U |
| 521336 | EvoKit CLKE 2x2 23L 16W 835 UNV 0-10 P1 | 16W | 120-277 | 70,000 | 2300 | 3500 | 140 | 0-10 | Single Pack | PMGH05VR |
| 521344 | EvoKit CLKE 2x2 23L 16W 840 UNV 0-10 P1 | 16W | 120-277 | 70,000 | 2300 | 4000 | 145 | 0-10 | Single Pack | P1ILMDP2 |
| ◆ 521377 | EvoKit CLKE 2x2 32L 24W 835 UNV 0-10 P1 | 24W | 120-277 | 70,000 | 3200 | 3500 | 133 | 0-10 | Single Pack | PIIM1REQ |
| ◆ 520247 | EvoKit CLKE 2x2 32L 24W 840 UNV 0-10 P1 | 24W | 120-277 | 70,000 | 3200 | 4000 | 138 | 0-10 | Single Pack | PL4YK0DF |
| 524363 | EvoKit CLKE 2x2 23L 16W 850 UNV 0-10 P4 | 16W | 120-277 | 70,000 | 2300 | 5000 | 143 | 0-10 | 4 Pack | PXHL577W |
| 524371 | EvoKit CLKE 2x2 32L 24W 850 UNV 0-10 P1 | 24W | 120-277 | 70,000 | 3200 | 5000 | 137 | 0-10 | Single Pack | PPIUJ9HB |
| 525295 | EvoKit CLKE 2x2 32L 24W 830 UNV 0-10 P1 | 24W | 120-277 | 70,000 | 3200 | 3000 | 132 | 0-10 | Single Pack | PLW3E21B |

See footnotes on the last page.

◆ Made to stock product (Contact your Philips sales representative for stock availability and lead time).

Buy American Act Compliant** Evokit click 2x2 with 0-10V Dimming ordering guide

| Product Number | Description | Watts ³ | Volts | Lumen Maint. (Hrs.) ² | Approx. Lumens ³ | Color Temp. (K) | Efficacy | Dim | Pkg | DLC Code |
|----------------|--|--------------------|---------|----------------------------------|-----------------------------|-----------------|----------|------|--------|----------|
| CLK | | | | | | | | | | |
| * | EvoKit CLK 2x2 32L 29W 835 0-10 P4 BAC | 29W | 120-277 | 70,000 | 3200 | 3500 | 111 | 0-10 | 4 pack | * |
| | EvoKit CLK 2x2 32L 29W 840 0-10 P4 BAC | 29W | 120-277 | 70,000 | 3200 | 4000 | 111 | 0-10 | 4 pack | |

Not all product variations listed on this page are DLC qualified. To ensure that a specific model is qualified, visit www.designlights.org/search



EvoKit Click LED retrofit kit 2x2

| Product Number | Description | Watts ³ | Volts | Lumen Maint. (Hrs.) ² | Approx. Lumens ³ | Color Temp. (K) | Efficacy | Dim | Pkg | DLC Code |
|--------------------------------|---|--------------------|---------|----------------------------------|-----------------------------|-----------------|----------|------|-------------|----------|
| | EvoKit CLK 2x2 32L 29W 835 0-10 P1 BAC | 29W | 120-277 | 70,000 | 3200 | 3500 | 111 | 0-10 | Single pack | |
| | EvoKit CLK 2x2 32L 29W 840 0-10 P1 BAC | 29W | 120-277 | 70,000 | 3200 | 4000 | 111 | 0-10 | Single pack | |
| CLKE (Energy Efficient) | | | | | | | | | | |
| * | EvoKit CLKE 2x2 32L 24W 835 0-10 P4 BAC | 24W | 120-277 | 70,000 | 3200 | 3500 | 133 | 0-10 | 4 pack | * |
| | EvoKit CLKE 2x2 32L 24W 840 0-10 P4 BAC | 24W | 120-277 | 70,000 | 3200 | 3500 | 138 | 0-10 | 4 pack | |
| | EvoKit CLKE 2x2 23L 16W 835 0-10 P1 BAC | 16W | 120-277 | 70,000 | 2300 | 3500 | 140 | 0-10 | Single pack | |
| | EvoKit CLKE 2x2 23L 16W 840 0-10 P1 BAC | 16W | 120-277 | 70,000 | 2300 | 4000 | 145 | 0-10 | Single pack | |
| | EvoKit CLKE 2x2 32L 24W 835 0-10 P1 BAC | 24W | 120-277 | 70,000 | 3200 | 3500 | 133 | 0-10 | Single pack | |
| | EvoKit CLKE 2x2 32L 24W 840 0-10 P1 BAC | 24W | 120-277 | 70,000 | 3200 | 4000 | 138 | 0-10 | Single pack | |
| | EvoKit CLKE 2x2 23L 16W 850 0-10 P4 BAC | 16W | 120-277 | 70,000 | 2300 | 5000 | 143 | 0-10 | 4 pack | |
| | EvoKit CLKE 2x2 32L 24W 850 0-10 P1 BAC | 24W | 120-277 | 70,000 | 3200 | 5000 | 137 | 0-10 | Single pack | |
| | EvoKit CLKE 2x2 32L 24W 830 0-10 P1 BAC | 24W | 120-277 | 70,000 | 3200 | 3000 | 132 | 0-10 | Single pack | |

* for Product No. and Model No. please contact Philips Account Manager

** Failure to properly select the "BAC" suffix could result in you receiving product that is not BAA compliant product with no recourse for an RMA or refund. This BAC designation hereunder does not address (i) the applicability of, or availability of a waiver under, the Trade Agreements Act, or (ii) the "Buy America" domestic content requirements imposed on states, localities, and other non-federal entities as a condition of receiving.

EvoKit Click 2x2 with Interact Pro scalable SWZCS ordering guide

| Product Number | Description | Watts ³ | Volts | Lumen Maint. (Hrs.) ² | Approx. Lumens ³ | Color Temp. (K) | Efficacy | Dim | Pkg | DLC Code |
|--|--|--------------------|----------|----------------------------------|-----------------------------|-----------------|----------|-------|-------------|----------|
| CLKE SWZCS (Energy Efficient Interact Pro scalable) | | | | | | | | | | |
| 114140 | EvoKit CLKE 2x2 32L 24W 840 UNV SWZCS P4 | 24W | 120-277V | 70,000 | 3200 | 4000 | 137 | SWZCS | 4 Pack | |
| 114157 | EvoKit CLKE 2x2 32L 24W 835 UNV SWZCS P1 | 24W | 120-277V | 70,000 | 3200 | 3500 | 133 | SWZCS | Single Pack | |
| 121376 | EvoKit CLKE 2x2 32L 24W 840 UNV SWZCS P1 | 24W | 120-277V | 70,000 | 3200 | 4000 | 133 | SWZCS | Single Pack | |

See footnotes on the last page.

Buy American Act Compliant** EvoKit click 2x2 with Interact Pro scalable SWZCS ordering guide

| Product Number | Description | Watts ³ | Volts | Lumen Maint. (Hrs.) ² | Approx. Lumens ³ | Color Temp. (K) | Efficacy | Dim | Pkg | DLC Code |
|--|--|--------------------|---------|----------------------------------|-----------------------------|-----------------|----------|-----|-------------|----------|
| CLKE SWZCS (Energy Efficient Interact Pro scalable) | | | | | | | | | | |
| * | EvoKit CLKE 2x2 32L 24W 840 SWZCS P4 BAC | 25W | 120-277 | 70,000 | 3200 | 4000 | 137 | SR | 4 pack | * |
| | EvoKit CLKE 2x2 32L 24W 835 SWZCS P1 BAC | 25W | 120-277 | 70,000 | 3200 | 3500 | 132 | SR | Single pack | |
| | EvoKit CLKE 2x2 32L 24W 840 SWZCS P1 BAC | 25W | 120-277 | 70,000 | 3200 | 4000 | 137 | SR | Single pack | |

* for Product No. and Model No. please contact Philips Account Manager

** Failure to properly select the "BAC" suffix could result in you receiving product that is not BAA compliant product with no recourse for an RMA or refund. This BAC designation hereunder does not address (i) the applicability of, or availability of a waiver under, the Trade Agreements Act, or (ii) the "Buy America" domestic content requirements imposed on states, localities, and other non-federal entities as a condition of receiving.

Interact Pro scalable sensor for Foundation, Advanced & Enterprise tiers (SWZCS and an evolution of SpaceWise)

- SWZCS is a connected sensor with integral occupancy and daylight sensing and supports wireless mesh connectivity.
- The sensor works in the Foundation mode (similar to SpaceWise) when configured without a gateway or in an Interact Pro Advanced or Enterprise mode if a compatible gateway is used.
- Interact Pro includes an App, a portal and a broad portfolio of wireless luminaires, lamps and retrofit kits all working on the same system.
- Startup is implemented via Interact Pro App (Android or iPhone) & Bluetooth connectivity. The App provides flexibility to choose between a gateway or non gateway mode for setup.
- Setup with the gateway requires wired internet access to the gateway. It is possible to add a gateway at a later point.
- Prepare project configuration steps remotely and use IRT9015 remote onsite to identify and group devices together.
- Compatible with:
 - UID8451/10 wireless dimmer switch
 - SWS200 wireless scene switch
 - IRT9015 – handheld remote for grouping and configuration(at least one remote required for any SWZCS installation)
- For more information on Interact Pro visit: www.interact-lighting.com/interact-proscalablesystem
- For more information on Interact Ready visit: www.philips.com/interact-ready

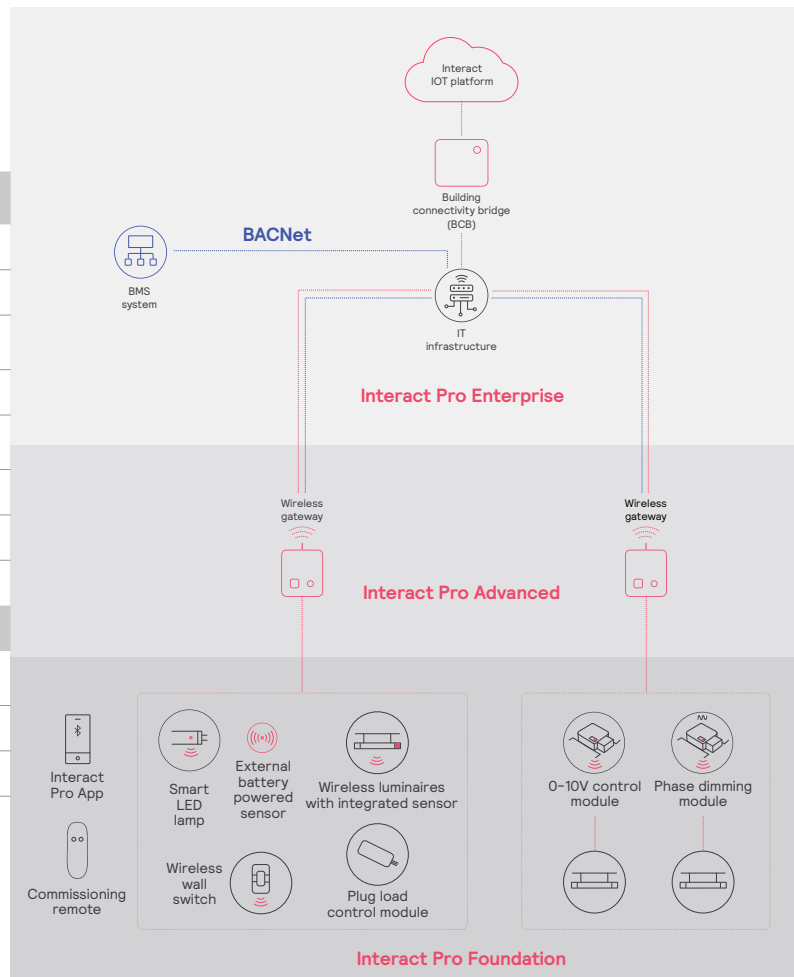
EvoKit Click LED retrofit kit 2x2

| Interact Pro scalable system | | | |
|---|------------|----------|------------|
| | Foundation | Advanced | Enterprise |
| Dimming, grouping, and zoning | ✓ | ✓ | ✓ |
| Bluetooth and ZigBee enabled | ✓ | ✓ | ✓ |
| Motion sensing and daylight harvesting | ✓ | ✓ | ✓ |
| Integration with 0-10V and phase dimming fixtures | ✓ | ✓ | ✓ |
| Code compliance | ✓ | ✓ | ✓ |
| Granular dimming and dwell time | ✓ | ✓ | ✓ |
| Energy reporting and monitoring | | ✓ | ✓ |
| Scheduling | | ✓ | ✓ |
| Demand response | | ✓ | ✓ |
| BMS integration (BACnet) | | | ✓ |
| Floor plan visualization | | | ✓ |
| IoT sensors for wellness | | | ✓ |
| IoT Apps for productivity | | | ✓ |

Currently supported maximum system size

To be able to design the lighting system correctly for the customer, it is important to know the prime characteristics of the system, its possibilities and limitations.

| System level | |
|--|---------------------|
| Total number of gateways | Unlimited |
| Total number of devices | 200 per network |
| • luminaires with integrated sensors | 150 |
| • smart TLEDs | 150 |
| Total number of ZGP devices (sensors and switches) | 50 |
| • sensors | 30 |
| • switches | 50 |
| • zones and groups | 64 |
| Group level | |
| Recommended number of lights | 40 (recommended 25) |
| Number of ZGP devices | 5 |
| Number of scenes | 16 |



EvoKit Click LED retrofit kit 2x2

EvoKit Click 2x2 with Spacewise SWZDT ordering guide

| Product Number | Description | Watts ³ | Volts | Lumen Maint. (Hrs.) ² | Approx. Lumens ³ | Color Temp. (K) | Efficacy | Dim | Pkg | DLC Code |
|---|--|--------------------|---------|----------------------------------|-----------------------------|-----------------|----------|-------|-------------|----------|
| CLKE SWZDT (Energy Efficient SpaceWise DT) | | | | | | | | | | |
| ◆ 523878 | EvoKit CLKE 2x2 32L 24W 840 UNV SWZ P4 | 24W | 120-277 | 70,000 | 3200 | 4000 | 138 | SWZDT | 4 Pack | PAV1FT8Y |
| ◆ 523464 | EvoKit CLKE 2x2 32L 24W 835 UNV SWZ P1 | 24W | 120-277 | 70,000 | 3200 | 3500 | 133 | SWZDT | Single Pack | PIT3B0KJ |
| ◆ 523472 | EvoKit CLKE 2x2 32L 24W 840 UNV SWZ P1 | 24W | 120-277 | 70,000 | 3200 | 4000 | 138 | SWZDT | Single Pack | PJOW6RSK |

See footnotes on the last page.

◆ Made to stock product (Contact your Philips sales representative for stock availability and lead time).

Buy American Act Compliant** Evokit click 2x2 with Spacewise SWZDT ordering guide

| Product Number | Description | Watts ³ | Volts | Lumen Maint. (Hrs.) ² | Approx. Lumens ³ | Color Temp. (K) | Efficacy | Dim | Pkg | DLC Code |
|---|--|--------------------|---------|----------------------------------|-----------------------------|-----------------|----------|-------|-------------|----------|
| CLKE SWZDT (Energy Efficient Spacewise DT) | | | | | | | | | | |
| * | EvoKit CLKE 2x2 32L 24W 840 SWZ P4 BAC | 24W | 120-277 | 70,000 | 3200 | 4000 | 138 | SWZDT | 4 pack | * |
| | EvoKit CLKE 2x2 32L 24W 835 SWZ P1 BAC | 24W | 120-277 | 70,000 | 3200 | 3500 | 133 | SWZDT | Single pack | |
| | EvoKit CLKE 2x2 32L 24W 840 SWZ P1 BAC | 24W | 120-277 | 70,000 | 3200 | 4000 | 138 | SWZDT | Single pack | |

* for Product No. and Model No. please contact Philips Account Manager

** Failure to properly select the "BAC" suffix could result in you receiving product that is not BAA compliant product with no recourse for an RMA or refund. This BAC designation hereunder does not address (i) the applicability of, or availability of a waiver under, the Trade Agreements Act, or (ii) the "Buy America" domestic content requirements imposed on states, localities, and other non-federal entities as a condition of receiving.

SpaceWise SWZDT

- Standalone daylight and occupancy sensing with advanced grouping, wireless mesh networking and dwell time.
- Commissioning via compatible Android phone and Philips Field App
- Dimming via compatible Zigbee wireless wall switch only (see link below for details)
- Register for the commissioning app at <http://registration.componentcloud.philips.com/appregistration/>
- Integral sensing options may not be combined
- For more information including recommended switches, refer to the following: –

SWZDT – www.usa.lighting.philips.com/systems/lighting-systems/spacewise

EvoKit Click LED retrofit kit 2x2

EvoKit Click 2x2 Sensor Ready ordering guide

| Product Number | Description | Watts ³ | Volts | Lumen Maint. (Hrs.) ² | Approx. Lumens ³ | Color Temp. (K) | Efficacy | Dim | Pkg | DLC Code |
|--|---------------------------------------|--------------------|---------|----------------------------------|-----------------------------|-----------------|----------|-----|-------------|----------|
| CLKE SR (Energy Efficient Sensor Ready) | | | | | | | | | | |
| 523639 | EvoKit CLKE 2x2 32L 25W 835 UNV SR P4 | 25W | 120-277 | 70,000 | 3200 | 3500 | 125 | SR | 4 Pack | PUB299A2 |
| 523654 | EvoKit CLKE 2x2 32L 25W 840 UNV SR P4 | 25W | 120-277 | 70,000 | 3200 | 4000 | 129 | SR | 4 Pack | PEKKEW6M |
| 521385 | EvoKit CLKE 2x2 32L 25W 835 UNV SR P1 | 25W | 120-277 | 70,000 | 3200 | 3500 | 125 | SR | Single Pack | PZUA74W7 |
| 520254 | EvoKit CLKE 2x2 32L 25W 840 UNV SR P1 | 25W | 120-277 | 70,000 | 3200 | 4000 | 129 | SR | Single Pack | PYOVOK5S |

See footnotes on the last page.

Buy American Act Compliant** Evokit click 2x2 Sensor Ready ordering guide


| Product Number | Description | Watts ³ | Volts | Lumen Maint. (Hrs.) ² | Approx. Lumens ³ | Color Temp. (K) | Efficacy | Dim | Pkg | DLC Code |
|--|---------------------------------------|--------------------|---------|----------------------------------|-----------------------------|-----------------|----------|-----|-------------|----------|
| CLKE SR (Energy Efficient Sensor Ready) | | | | | | | | | | |
| * | EvoKit CLKE 2x2 32L 25W 835 SR P4 BAC | 25W | 120-277 | 70,000 | 3200 | 3500 | 125 | SR | 4 pack | * |
| | EvoKit CLKE 2x2 32L 25W 840 SR P4 BAC | 25W | 120-277 | 70,000 | 3200 | 4000 | 129 | SR | 4 pack | |
| | EvoKit CLKE 2x2 32L 25W 835 SR P1 BAC | 25W | 120-277 | 70,000 | 3200 | 3500 | 125 | SR | Single pack | |
| | EvoKit CLKE 2x2 32L 25W 840 SR P1 BAC | 25W | 120-277 | 70,000 | 3200 | 4000 | 129 | SR | Single pack | |

* for Product No. and Model No. please contact Philips Account Manager

** Failure to properly select the "BAC" suffix could result in you receiving product that is not BAA compliant product with no recourse for an RMA or refund. This BAC designation hereunder does not address (i) the applicability of, or availability of a waiver under, the Trade Agreements Act, or (ii) the "Buy America" domestic content requirements imposed on states, localities, and other non-federal entities as a condition of receiving.

EvoKit Sensor Ready (SR) with Philips Advance Xitanium SR for connected lighting solutions

EvoKit SR is a new platform that allows users to choose different control platforms to suit their needs and budget; from simple occupancy and daylight sensing to cloud-connected data-reporting sensing. This empowers users to fine-tune their energy use for reduced energy costs. Various Interact, Philips SpaceWise, and EasySense controls are available. Please refer to Philips.com/Evokit for details. Contact your Philips representative for a current list of additional approved sensors. Sensors are connected in the field with just a few simple steps:



Step 1: EvoKit click SR is shipped with a plate covering the sensor hole. There are two wires secured to the back of the plate. The plate can be removed before or after you install the EvoKit click SR in the ceiling.



Step 2: Remove the two wires that were secured to the back of the plate and insert them in an approved sensor for use with EvoKit. They are not polarity sensitive.



Step 3: An adapter bracket is shipped with every EvoKit click SR. Install this adapter ring to the sensor and make sure it is securely fit. Then place the sensor and adapter bracket into the EvoKit SR endcap.

EvoKit bulk pack

EvoKit click is designed to reduce the hidden environmental costs of lighting retrofits. With newly designed multi-unit packaging for EvoKit click, cardboard waste from the 2x4 and 2x2 troffer kits has been reduced by 66% and 77% respectively compared to its predecessor, EvoKit Gen4.

Previously, only 24 kits were able to fit on a single pallet, but, with the new multi-unit packaging, 60 2x4 kits fit on one pallet. This allows for 3,840 units to be fully loaded onto a 53' truck compared to 1,536 units of the previous generation. This results in 2.5x better transportation utilization and storage capacity with the EvoKit click.



| Commercial Product Name | Order Code |
|--|------------|
| EasySense EVO200 | 516575 |
| Philips single rocker self powered wireless switch | UID8451/10 |

* EVO200 comes pre-installed in the Gen4 bracket. To install in EvoKit click, this bracket will need removed in the field. Please see www.philips.com/evokit for instructions on removing bracket.

EvoKit Click LED retrofit kit 2x2

Application

- A highly efficient, visually comfortable, architecturally styled LED retrofit kit designed to replace recessed linear fluorescent troffers.
- Unique modular design offers refreshing new look in the ceiling when compared to traditional fluorescent luminaires.
- Single light bar combined with slanted troffer helps reflect light to reduce glare and provide uniform light distribution making it ideal for applications such as offices, schools, healthcare and retail.
- Excellent color rendering with a CRI above 80.
- Extremely high efficacies up to 149 lumens per watt.
- LEDs are an excellent source for use with controls since dimming or frequent switching does not degrade the performance or life of the source.
- Designed for use with standard grid (NEMA "G") or Narrow Grid (NEMA "NFG") ceiling T-Grids.
- High efficiency source and luminaire design help significantly reduce energy consumption and more easily comply with known energy codes.
- Helps meet regulation requirements such as ASHRAE 90.1 and Title 24 when matched with suitable controls.
- EvoKit click is designed for use in most recessed troffers. Some existing fixtures may have features which interfere. Please refer to schematics below.

Enclosure Construction/Finish

- Simple design allows for quick installation in existing luminaire without the need to break the ceiling plenum.
 - Constructed using galvanized steel which helps fight rust and makes for more durable product.
 - Integrated securement tabs for securement to existing troffer housing.
 - Minimum depth of only 3" necessary to allow proper clearance and installation of the EvoKit.
 - Retrofit kit is powder coated after fabrication with high quality, durable finish to ensure no unfinished edges and avoid future potential of corrosion.
 - Components fit together easily without the need for tools during installation. In addition the light module can be removed from below the ceiling for convenient maintenance and upgrades
- ### Electrical
- Multiple driver options available
 - Philips Advance CertaDrive drivers with 0-10V dimming allow for maximum fixture efficiency and provide 10% dimming.
 - Philips Advance Xitanium SR drivers allow for connectivity options to multiple platforms.
 - 5-year limited warranty includes all components of the retrofit kit, including driver, LED board and nonelectrical components."
 - Listed with UL and Design Lights Consortium[†] to ensure quality performance and safety standards are met.
 - High efficiency LEDs have a minimum 70,000 hour rated life (L_{70}).

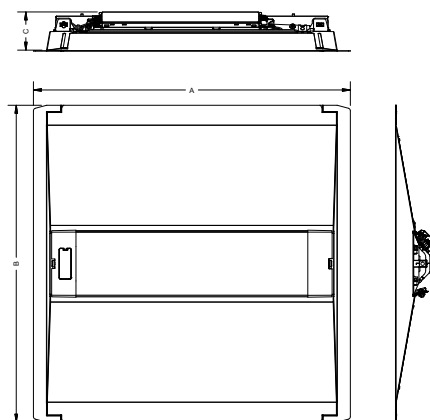
Accessories

- Suitable for use with Philips 503441 emergency backup or with Philips ER100 UL924 emergency relay.
- Earthquake cables available for additional securement to the existing troffer for areas where required.
- EvoKit accessory replacement kit comes with quarter tunes (51 pieces), quick disconnects (12 pieces), spare sensor brackets (12 pieces) and troffer retrofit labels (12 pieces).

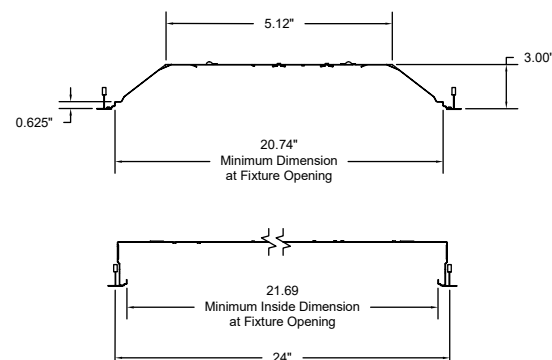
| Prod. No. | Description |
|-----------|---|
| 502435 | Earthquake cable 317mm |
| 503441 | EvoKit field installed emergency battery backup |
| 522094 | EvoKit accessory replacement kit |
| 563569 | EvoKit field installed ER100 UL924 emergency relay (requires the use of the ER100 field installation kit of wires and screws) |
| 266833 | EvoKit ER100 field install kit (comes in pack of 20). One pack needed per emergency relay |

Dimensions 2x2

EvoKit click was designed to fit into most parabolic and lensed-recessed troffers with minimum dimensional requirements shown below. Philips recommends a sample installation prior to ordering project quantities to ensure compatibility. Philips EvoKit click retrofit kits are not compatible with air handling fixtures.



| A Face Plate Length | B Face Plate Width | C Height |
|---------------------------|--------------------------|-------------|
| 47.83" | 23.9" | 2.99" |



EvoKit Click LED retrofit kit 2x2

EvoKit CLK 2x2 32L 29W 835 UNV 0-10 P1, 3,103 delivered lumens

| | | Candlepower | | | | |
|---|--------|-------------|-----|-----|-------|---------|
| | | Angle | End | 45 | Cross | Back-45 |
| Catalog No. | 521211 | 0 | 963 | 963 | 963 | 963 |
| Test No. | 21211 | 5 | 954 | 959 | 964 | 959 |
| S/MH | 1.4 | 15 | 890 | 927 | 960 | 931 |
| Lamp Type | LED | 25 | 784 | 871 | 940 | 878 |
| Lumens/Watt | 105 | 35 | 647 | 791 | 890 | 802 |
| Input Watts | 29 | 45 | 503 | 683 | 796 | 697 |
| | | 55 | 371 | 552 | 658 | 570 |
| | | 65 | 248 | 402 | 490 | 420 |
| Comparative yearly lighting energy cost per 1000 lumens - \$2.35 based on 3000 hours and \$0.08/kwh | | 75 | 131 | 251 | 322 | 267 |
| | | 85 | 31 | 87 | 126 | 105 |

Comparative yearly lighting energy cost per 1000 lumens - \$2.35 based on 3000 hours and \$0.08/kWh

The photometric results were obtained in the Design Lights Consortium Test Lab which is NVLAP accredited by the National Institute of Standards and Technology

Photometric values based on tests performed in compliance with LM-79

| Coefficients of Utilization | | | | | | | | | |
|--|-----|-----|-----|-----|-----|-----|-----|-----|--|
| EFFECTIVE FLOOR CAVITY REFLECTANCE 20 PER (pfc=0.20) | | | | | | | | | |
| pcc | 80 | | | 70 | | | 50 | | |
| pw | 70 | 50 | 30 | 70 | 50 | 30 | 50 | 30 | |
| RCR | | | | | | | | | |
| 0 | 118 | 118 | 118 | 115 | 115 | 115 | 111 | 111 | |
| 1 | 108 | 103 | 98 | 106 | 101 | 96 | 96 | 93 | |
| 2 | 97 | 90 | 82 | 94 | 88 | 81 | 83 | 79 | |
| 3 | 89 | 78 | 68 | 85 | 76 | 68 | 72 | 66 | |
| 4 | 81 | 68 | 59 | 79 | 67 | 58 | 65 | 56 | |
| 5 | 73 | 60 | 52 | 71 | 59 | 51 | 57 | 50 | |
| 6 | 68 | 55 | 46 | 67 | 54 | 45 | 52 | 44 | |
| 7 | 64 | 50 | 40 | 61 | 48 | 40 | 46 | 40 | |
| 8 | 58 | 45 | 36 | 57 | 45 | 35 | 42 | 35 | |
| 9 | 55 | 40 | 33 | 54 | 40 | 33 | 40 | 32 | |
| 10 | 52 | 38 | 29 | 50 | 38 | 29 | 36 | 29 | |

| Light Distribution | | | Average Luminance | | | |
|--------------------|--------|-------------|-------------------|------|------|-------|
| Degrees | Lumens | % Luminaire | Angle | End | 45° | Cross |
| 0-30 | 754 | 25.4 | 45 | 2418 | 3282 | 3825 |
| 0-40 | 1244 | 41.8 | 55 | 2200 | 3270 | 3900 |
| 0-60 | 2242 | 75.4 | 65 | 1994 | 3232 | 3940 |
| 0-90 | 2974 | 100.0 | 75 | 1716 | 3291 | 4222 |
| | | | 85 | 1193 | 3401 | 4894 |

EvoKit CLKE 2x2 23L 16W 835 UNV 0-10 P1, 2,313 delivered lumens

| | | Candlepower | | | | |
|---|--------|-------------|-----|-----|-------|---------|
| | | Angle | End | 45 | Cross | Back-45 |
| Catalog No. | 521336 | 0 | 720 | 720 | 720 | 720 |
| Test No. | 21336 | 5 | 718 | 718 | 718 | 713 |
| S/MH | 1.4 | 15 | 676 | 695 | 710 | 684 |
| Lamp Type | LED | 25 | 597 | 652 | 690 | 637 |
| Lumens/Watt | 140 | 35 | 493 | 593 | 650 | 577 |
| Input Watts | 16 | 45 | 381 | 515 | 582 | 499 |
| | | 55 | 278 | 420 | 481 | 405 |
| | | 65 | 186 | 310 | 357 | 297 |
| Comparative yearly lighting energy cost per 1000 lumens - \$1.82 based on 3000 hours and \$0.08/kWh | | 75 | 101 | 197 | 234 | 187 |
| | | 85 | 26 | 76 | 93 | 70 |

Comparative yearly lighting energy cost per 1000 lumens - \$1.82 based on 3000 hours and \$0.08/kWh

The photometric results were obtained in the Design Lights Consortium Test Lab which is NVLAP accredited by the National Institute of Standards and Technology

Photometric values based on tests performed in compliance with LM-79

| Coefficients of Utilization | | | | | | | | | |
|--|-----|-----|-----|-----|-----|-----|-----|-----|--|
| EFFECTIVE FLOOR CAVITY REFLECTANCE 20 PER (pfc=0.20) | | | | | | | | | |
| pcc | 80 | | | 70 | | | 50 | | |
| pw | 70 | 50 | 30 | 70 | 50 | 30 | 50 | 30 | |
| RCR | | | | | | | | | |
| 0 | 118 | 118 | 118 | 115 | 115 | 115 | 111 | 111 | |
| 1 | 108 | 103 | 97 | 105 | 100 | 95 | 95 | 93 | |
| 2 | 97 | 89 | 81 | 94 | 86 | 80 | 82 | 78 | |
| 3 | 89 | 78 | 68 | 85 | 76 | 68 | 72 | 66 | |
| 4 | 81 | 68 | 58 | 79 | 67 | 58 | 65 | 56 | |
| 5 | 73 | 60 | 52 | 71 | 59 | 51 | 57 | 50 | |
| 6 | 68 | 55 | 46 | 67 | 54 | 45 | 52 | 44 | |
| 7 | 64 | 50 | 40 | 61 | 48 | 40 | 46 | 40 | |
| 8 | 58 | 45 | 36 | 57 | 45 | 35 | 42 | 35 | |
| 9 | 55 | 41 | 33 | 54 | 40 | 33 | 40 | 32 | |
| 10 | 52 | 38 | 29 | 51 | 38 | 29 | 36 | 29 | |

| Light Distribution | | | Average Luminance | | | |
|--------------------|--------|-------------|-------------------|-----|------|-------|
| Degrees | Lumens | % Luminaire | Angle | End | 45° | Cross |
| 0-30 | 558 | 25.5 | 45 | 883 | 1192 | 1346 |
| 0-40 | 918 | 42.0 | 55 | 794 | 1198 | 1373 |
| 0-60 | 1648 | 75.4 | 65 | 720 | 1199 | 1383 |
| 0-90 | 2184 | 100.0 | 75 | 636 | 1243 | 1478 |
| | | | 85 | 490 | 1424 | 1751 |

EvoKit CLKE 2x2 32L 25W 835 UNV SR P1, 3,255 delivered lumens

| | | Candlepower | | | | |
|--|--------|-------------|------|------|-------|---------|
| | | Angle | End | 45 | Cross | Back-45 |
| Catalog No. | 521385 | 0 | 1042 | 1042 | 1042 | 1042 |
| Test No. | 21385 | 5 | 1036 | 1037 | 1040 | 1035 |
| S/MH | 1.4 | 15 | 972 | 999 | 1024 | 997 |
| Lamp Type | LED | 25 | 856 | 932 | 990 | 929 |
| Lumens/Watt | 125 | 35 | 707 | 841 | 929 | 838 |
| Input Watts | 26 | 45 | 545 | 724 | 826 | 723 |
| | | 55 | 397 | 585 | 681 | 587 |
| Comparative yearly lighting energy cost per 1000 | | 65 | 262 | 426 | 507 | 431 |
| lumens - \$2.00 based on 3000 hours and \$0.08/kWh | | 75 | 138 | 266 | 333 | 274 |
| | | 85 | 32 | 94 | 133 | 111 |

Comparative yearly lighting energy cost per 1000 lumens - \$2.00 based on 3000 hours and \$0.08/kWh

The photometric results were obtained in the Design Lights Consortium Test Lab which is NVLAP accredited by the National Institute of Standards and Technology

Photometric values based on tests performed in compliance with LM-79

| Coefficients of Utilization | | | | | | | | | |
|--|-----|-----|-----|-----|-----|-----|-----|-----|--|
| EFFECTIVE FLOOR CAVITY REFLECTANCE 20 PER (pfc=0.20) | | | | | | | | | |
| pcc | 80 | | | 70 | | | 50 | | |
| pw | 70 | 50 | 30 | 70 | 50 | 30 | 50 | 30 | |
| RCR | | | | | | | | | |
| 0 | 118 | 118 | 118 | 115 | 115 | 115 | 111 | 111 | |
| 1 | 108 | 103 | 97 | 105 | 100 | 95 | 95 | 93 | |
| 2 | 97 | 89 | 81 | 94 | 86 | 80 | 82 | 78 | |
| 3 | 89 | 78 | 68 | 85 | 76 | 68 | 72 | 66 | |
| 4 | 81 | 68 | 59 | 79 | 67 | 58 | 65 | 56 | |
| 5 | 75 | 60 | 52 | 71 | 59 | 51 | 57 | 50 | |
| 6 | 68 | 55 | 46 | 67 | 54 | 45 | 52 | 45 | |
| 7 | 64 | 50 | 40 | 61 | 48 | 40 | 46 | 40 | |
| 8 | 58 | 45 | 36 | 57 | 45 | 35 | 42 | 35 | |
| 9 | 55 | 41 | 33 | 54 | 40 | 33 | 40 | 33 | |
| 10 | 52 | 38 | 29 | 51 | 38 | 29 | 36 | 29 | |

| Light Distribution | | | Average Luminance | | | |
|--------------------|--------|-------------|-------------------|------|------|-------|
| Degrees | Lumens | % Luminaire | Angle | End | 45° | Cross |
| 0-30 | 806 | 25.8 | 45 | 2617 | 3480 | 3968 |
| 0-40 | 1324 | 42.3 | 55 | 2350 | 3464 | 4037 |
| 0-60 | 2368 | 75.6 | 65 | 2109 | 3426 | 4078 |
| 0-90 | 3131 | 100.0 | 75 | 1812 | 3497 | 4376 |
| | | | 85 | 1264 | 3666 | 5191 |

EvoKit Click LED retrofit kit 2x2

Energy saving solution – EvoKit CLKE 2'x2'

Estimated lighting costs using a standard 2 lamp U bend 2x2 troffer

| | | | |
|--------------------------|---|------------|------------------------------|
| Present wattage | | 59 | W |
| × Annual operating hours | | 4,380 | hrs |
| | = | 258,420 | Watt-Hours |
| ÷ 1,000 | = | 258.40 | kWh per year |
| × kWh rate of \$0.10 | = | \$25.84 | per year |
| × 125 fixtures | | \$3,230.25 | annual energy cost per space |

Estimated lighting costs using a using a Philips 32L 2x2 EvoKit CLKE

| | | | |
|--------------------------|---|------------|------------------------------|
| Present wattage | | 24 | W |
| × Annual operating hours | | 4,380 | hrs |
| | = | 105,120 | Watt-Hours |
| ÷ 1,000 | = | 105.12 | kWh per year |
| × kWh rate of \$0.10 | = | \$10.51 | per year |
| × 125 fixtures | | \$1,314.00 | annual energy cost per space |

Total estimated annual savings[◊] \$1,916.25

[◊] Based on 125 fixtures per space operating 4,380 hours a year. 125 fixtures is roughly equivalent to a 10,000 square foot space. kWh rates will vary.

FOOTNOTES:

- 1) Please refer to the energy saving chart above for details.
 - 2) L₇₀ 72,000 hours @ 35°C based on TM21 and LM80.
 - 3) Based on photometric testing consistent with IES LM-79.
Actual wattage may differ by +/- 10%. Actual initial lumen output may vary between -10 and +10% of the rated lumens.
- *** Please visit <http://www.usa.lighting.philips.com/support/support/warranty> for full details.
- † Restrictions on Hazardous Substances (RoHS) is a European directive (2002/95/EC) designed to limit the content of 6 substances [lead, mercury, cadmium, hexavalent chromium, polybrominated biphenyls (PBB), and polybrominated diphenyl ethers (PBDE)] in electrical and electrical products. For products used in North America, compliance with RoHS is voluntary and self-certified.
- ‡ Evokit luminaires are Design Lights Consortium qualified. Please see the DLC QPL list for exact catalog numbers (<http://www.designlights.org/QPL>).

