

The background of the entire page is a photograph of a large, classical-style building at night. The building has multiple stories with arched windows and columns. It is brightly lit from within, and its reflection is visible on the wet pavement in the foreground. Several palm trees are scattered around the building, some in the foreground and some to the side. The sky is dark. In the top left corner, there is a white rectangular box containing the Philips logo and the text 'LED lamps'. In the top right corner, there is a small circular logo with the letters 'LED' inside. The main title 'Title 20 & Title 24 LED Lamps' is written in large white letters across the upper middle of the image. Below the title, the text '2022 Q2 Edition' is written in a smaller white font.

PHILIPS



LED lamps

Title 20 & Title 24 LED Lamps

2022 Q2 Edition

A Quick Guide to California's Energy Efficiency Standards

What is Title 20?

Title 20 encompasses the California Energy Commission's "Appliance Efficiency Standards." In support of the state's sustainability goals, these standards set strict energy efficiency and performance requirements for lighting across both residential and commercial applications. Visit the California Energy Commission's [website](#) for updated information regarding Title 20 standards.

Products included and basic requirements to be Title 20 compliant

General Service, Directional, Recessed Can Retrofit, and Decorative LED Lamps with E12, E17, E26, and GU-24 bases

LED lamps manufactured on or after July 1, 2019, must meet the following performance criteria:

- CRI of 82 or greater
- Individual color scores of R1, R2, R3, R4, R5, R6, R7 and R8 of 72 or greater
- Minimum Efficacy of 80 LPW and minimum compliance score of 297 Compliance score = efficacy + (2.3 * CRI)
- Power factor of 0.7 or greater
- A color point that meets the requirements in the Table B1 of Annex B1 of ANSI C78.377-2015 for color targets and color consistency
- Rated life of 10,000 hours or greater
- Light Distribution:
 1. Omnidirectional lamps (A-lamps) meet ENERGY STAR® lamps v2.0 requirements
 2. Decorative lamps (B, BA, C, CA, F, or G) meet ENERGY STAR® lamps v1.1
 3. Standby power of 0.2W or less

Small-Diameter Directional Lamps (Non- E26 bases)

- Minimum Efficacy of 80 LPW or Minimum efficacy of 70 LPW and a minimum compliance score of 165 (compliance score = efficacy + CRI)
- Rated life of 25,000 hours or greater

LED Products outside the scope of T20 regulation

LED lamps less than 150 lumens with E12 bases or LED lamps less than 200 lumens with E26, E17 or GU-24 bases

A Quick Guide to California's Energy Efficiency Standards

(Continued...)

What is Title 24?

Title 24 refers to the state of California's building code, which became more rigorous in 2013 in hopes of achieving higher energy efficiency. Part 6 of this code includes energy-specific requirements for the installation of lighting to promote energy efficiency in buildings throughout California. Title 24 compliance is not required to sell products in California, but it is enforced for new and refurbished buildings that need permit reviews and inspections to obtain a certificate of occupancy. It also encompasses requirements for light source regulations, referred to as Joint Appendix 8 (JA8), which details specifications that must be met before lighting installation in low-rise residential buildings.

The California Energy Commission collaborates with key stakeholders to update Title 24 every three years and help push energy-efficiency standards forward. Visit their [webpage](#) for additional details.

Convenient Lamps

Signify offers a robust portfolio of lamps certified to Title 20 as well as lamps that meet the high luminous efficacy light source requirements in JA8 to be installed in low-rise residential buildings. Products with a symbol "■" are outside of the scope of Title 20 including LED AR111's and LED lamps less than 150 lumens with E12 bases or LED lamps less than 200 lumens with E26, E17 or GU-24 bases.

This brochure does not include the significant number of other products regulated by, or exempt from the Title 20 code such as items from other LED categories that include TLEDs and LED HID etc.

All of these products must be either exempt or listed in the CECs database known as the Modern Efficiency Database System or MAEDbS for short. This database can be found at: <https://cacertappliances.energy.ca.gov>



Transforming LED lighting

The world-wide transformation to energy-efficient LED technologies continues at a rapid pace. Philips remains on the cutting edge with exciting, meaningful LED solutions that can help transform your environment and reinforce brand identity, while reducing lighting-related energy costs and minimizing environmental impact.

Our lighting expertise

As the world's largest lighting company, and a trusted lighting brand for over 125 years, we listen and respond to our customers; and focus our research investments into building meaningful LED innovations that can help to save money, beautify spaces and inspire action. Our expertise extends throughout the entire LED process thus ensuring efficient and reliable performance.

Inherent product quality

By employing the latest advances in optics, electrical LED packages, lamp shape and heat management methods, we can produce high-quality, long-lasting LED solutions for you. Additionally, all our products are subject to rigorous internal production standards as well as third-party testing and certification. In this manner, we can provide you with high-quality and consistently-performing products that meet or exceed the latest environmental, safety and regulatory standards and codes, and allow you to make confident, informed decisions.

Creating value for you

As a simple, convenient replacement of other lighting technologies, our LED retrofit lamps are installed quickly and without complexity so you can immediately enjoy a beautifully lit space in a responsible manner. Energy, maintenance and relamping savings add up to quick payback times, and in the long term, reduce your total cost of ownership. With Philips LED solutions, your future is brighter than ever.

The right light

Philips **MasterClass** and **CorePro** product families

Philips MasterClass and CorePro tiers are designed to help professional lighting customers more quickly and easily identify the right product to fit any project or budget. For projects that require the quality, efficiency and value of Philips LED, the portfolio is organized into two categories: MasterClass and CorePro.



Philips MasterClass

For every project where exceptional, high-quality lighting is required. The MasterClass line of LEDs meets or exceeds applicable industry energy efficiency requirements, featuring improved lifespan over traditional incandescent bulbs with broad product ranges.

MasterClass can provide the following:

- Up to 80% energy savings¹
- Expanded product breadth, including additional beam angles and shapes, when compared to incandescent bulbs
- Lifetime of up to 25,000 hours² and up to 3-year limited warranty for LED bulbs³
- High color rendering index (CRI) 90+
- Polycarbonate material



Philips CorePro

For every job requiring efficiency, value and uncompromising quality, these LED lamps are perfect for basic lighting needs across a wide range of applications. The CorePro line of LEDs meet industry efficiency standards and minimize maintenance costs for quick payback.

CorePro can provide the following:

- Up to 80% energy savings¹
- More choices with our expanded portfolio
- Lower maintenance costs¹
- Lifetime of 15,000+ hours³
- Color rendering index (CRI) 90

1. When compared to traditional incandescent bulbs.

2. Tested to B50 L70 requirement. LED lifetime means the length of time (in hours) until half of the LED light sources maintain at least 70% of their initial lumen output (B50, L70).

3. Visit www.signify.com/warranties for details.

Contents

	3 LED spots		11 LED bulbs		17 LED candles & deco
MasterClass PAR 4	MasterClass AR111 6	MasterClass A-shape 12	MasterClass A15 & G16.5 19		
CorePro PAR 7	CorePro MR16 8	CorePro A-shape 13	CorePro A15 & G16.5 20		
CorePro Glass PAR 9	CorePro Glass GU10 & MR16 10	MasterClass R20, BR30 & BR40 15	MasterClass candles 21		
		CorePro R20, BR30 & BR40 16	CorePro candles 22		
			MasterClass globes 23		
			CorePro globes 24		
			MasterClass decorative 25		
			MasterClass specialty 26		
	28 Smart LED lamps				
MasterClass MasterConnect PARs 29					

LED spots

MasterClass LED spot lamps

Color match your mood

Now you can match the true color spectrum of halogens to make spaces bright, vivid and refreshing. High quality color saturation (CRI90+) and a red spectrum make for a warmer, richer light and vivid reds, creating a truly comfortable ambience.

Dim to the exact light level

You get deep dimming (to below 5%) for the exact light level you need and dimmer compatibility. Smooth and Constant light for exceptionally comfortable viewing.

Hassle-free replacement

These are hassle-free, 1-for-1 retrofits that make re-lamping and renovation easy. Lifetime is up to 40,000 hours² with low lumen depreciation, which makes the ExpertColor range an excellent choice for professional “long-life” applications.

Product features:

- Title 20/Title 24 Compliant Models
- Single optic lamps deliver greater visual comfort and increase merchandise “pop”
- Emit virtually no UV/IR light in the beam
- Uniform beam distribution
- 90+ CRI
- Up to 40,000 hours¹
- Contains no mercury



Create beautiful experiences **with light**

Visit philips.com/ledlamps for the latest LED lamp data and literature

1. Tested to B50 L70 requirement. LED lifetime means the length of time (in hours) until half of the LED light sources maintain at least 70% of their initial lumen output (B50, L70).

2. Visit www.signify.com/warranties for details.

3 Philips Lighting

MasterClass TrueForce PAR lamps

Brighter, high performance lighting with contemporary aesthetic design

Philips LED TrueForce PAR high lumen lamps are the perfect transition from CDM lamps to LED.

Product features:

- Unique single-optic lens design for accent lighting, reduces glare to improve shopper experience
- 25,000-hour rated average life for ENERGY STAR® qualified lamps¹
- Select lamps available in black finish
- 3-year limited warranty depending upon operating hours²
- Type B – Ballast bypass lamps



Ordering, electrical and technical data (Subject to change without notice)



	Product Number	Model Number	Description	Volts (V)	Watts (W)	Base	CRI (min)	CCT (K)	Life ³ (hrs)	Life (yrs)	MBCP	Lumens (lm)	Beam Angle	Case Qty	Pallet Qty
MasterClass TrueForce - PAR38 - Dimming															
D ■	534594	929001916704	36PAR38/PER/830/F25/ND/120V 6/1FB	120	36	E26	80	3000	25,000	22.8	11,000	3800	25	6	420
D ■	534602	929001916804	33PAR38/PER/830/S15/DIM/120V 6/1FB	120	33	E26	80	3000	25,000	22.8	35,000	3000	15	6	420
D ■	534610	929001916904	33PAR38/PER/830/F25/DIM/120V 6/1FB	120	33	E26	80	3000	25,000	22.8	10,000	3000	25	6	420
D ■	534628	929001919604	33PAR38/PER/830/S15/DIM/120V B 6/1FB	120	33	E26	80	3000	25,000	22.8	35,000	3000	15	6	420
D ■	534636	929001919704	33PAR38/PER/830/F25/DIM/120V B 6/1FB	120	33	E26	80	3000	25,000	22.8	10,000	3000	25	6	420
D ■	569723	929003063504	27PAR38TrueF 830 F15 DIM 120V-277V 6/1FB	120-277	27	E26	80	3000	25,000	22.8	18,000	2800	15	6	120
D ■	569731	929003063604	27PAR38TrueF 830 F25 DIM 120V-277V 6/1FB	120-277	27	E26	80	3000	25,000	22.8	8,500	2800	25	6	120

1. Early initial qualification for Energy Star allows for directional lamp life claims of 25,000 hours (L70) with 3,000 hour actual test data, LM80 data and in-situ temperature measurements. As the lamps pass ENERGY STAR® requirements, manufacturers may increase the lifetime of a product as dictated by Energy Star guidelines.

2. Visit www.signify.com/warranties for details.

3. Tested to B50 L70 requirement. LED lifetime means the length of time (in hours) until half of the LED light sources maintain at least 70% of their initial lumen output (B50, L70).

D = Damp location ■ = ENERGY STAR® qualified ■ = Not regulated by Title 20

MasterClass Grow PAR lamps

Philips plant grow light mimics the sun's spectrum and provides the optimal light spectrum which is closest to a plant's natural environment.

Full light spectrum is needed to help grow plants that are strong and vibrant.

Additionally, the 50° narrow beam angle evenly lights the whole plant with the appropriate amount of intensity promoting optimal health growth..



Product features:

- 92CRI
- Low heat emission
- High Photosynthetic Photon Flux Output
- Uniform beam distribution
- UL wet design suitable for both indoor and outdoor applications
- 25,000 hours

Ordering, electrical and technical data (Subject to change without notice)



Product Number	Model Number	Description	Volts (V)	Watts (W)	Base	CRI (min)	CCT (K)	Life ¹ (hrs)	MBCP	Lumens (lm)	Beam Angle	Case Qty	Pallet Qty
MasterClass Grow - PAR38 - Non-Dimmable													
W ■ 555300	929001892723	15.5PAR38/LED/950/F50/ND/grow/T20 4/1CT	110-240	15.5	E26	92	5000	25,000	n/a	1325	50	4	488

1. Tested to B50 L70 requirement. LED lifetime means the length of time (in hours) until half of the LED light sources maintain at least 70% of their initial lumen output (B50, L70).

W = Wet location ■ = Suitable for enclosed fixtures ■ = Title 20 compliant



MasterClass AR111 lamps

With an elegant new design, MasterClass LED AR111 creates a brilliant visual effect for retail and hospitality applications like shops, showrooms and galleries. The high quality light brings out the true colors in merchandise, including reds. With excellent rendering of 90+ CRI and R9>50, colors stay vibrant and natural, enhancing the appeal of everything on display.



AR111

Product features:

- Dimmable
- High quality of light
- Unique lens design

Ordering, electrical and technical data (Subject to change without notice)

GX53



Product Number	Model Number	Description	Volts (V)	Base	CRI (min)	CCT (K)	Life ¹ (hrs)	Life (yrs)	MBCP	Lumens (lm)	Beam Angle	Case Qty	Pallet Qty
MasterClass - AR111													
552448	929002238404	12AR111/LED/927/S8/DIM/EC 12V 6/1FB	12	G53	90	2700	40,000	36.5	8000	650	8	6	858
552406	929002238504	12AR111/LED/930/S8/DIM/EC 12V 6/1FB	12	G53	90	3000	40,000	36.5	8000	680	8	6	858
552414	929002239004	16AR111/LED/927/F25/DIM/EC 12V 6/1FB	12	G53	90	2700	40,000	36.5	3500	900	25	6	858
552422	929002239104	16AR111/LED/930/F25/DIM/EC 12V 6/1FB	12	G53	90	3000	40,000	36.5	3500	900	25	6	858
552430	929002239304	16AR111/LED/927/F40/DIM/EC 12V 6/1FB	12	G53	90	2700	40,000	36.5	1400	900	40	6	858
552372	929002239604	20AR111/LED/930/F15 DIM 12V 6/1FB	12	G53	90	3000	25,000	22.8	8000	1200	15	6	858
552380	929002239804	20AR111/LED/927/F25 DIM 12V 6/1FB	12	G53	90	2700	25,000	22.8	4000	1150	25	6	858
552398	929002239904	20AR111/LED/930/F25 DIM 12V 6/1FB	12	G53	90	3000	25,000	22.8	4000	1200	25	6	858

1. Tested to B50 L70 requirement. LED lifetime means the length of time (in hours) until half of the LED light sources maintain at least 70% of their initial lumen output (B50, L70).

■ = Not regulated by Title 20



CorePro LED spot lamps

CorePro LED Spots are a perfect fit for spot lighting and deliver halogen-like light, offering exceptional color consistency and rendering while meeting Title 24 and Title 20 guidelines. Those who experience the light will be delighted by the uniform beam, natural color and absence of flicker or stroboscopic effects throughout the full range of dimming.

Product features:

- CRI 90
- Lens design limits glare to help improve shopping experience
- 25,000-hour LED lifetime for ENERGY STAR® qualified lamps¹
- Easy to retro-fit in most current Halogen fixtures
- Wet location models can be used outside
- Select models available in black casing
- 3-year limited warranty²

CorePro PAR lamps

A contemporary and affordable PAR design with savings of up to 80% less energy than halogen lamps. The Philips Corepro PARs feature a lens that limits glare with a clean beam and provides a high color quality that suits every general lighting application.



Ordering, electrical and technical data (Subject to change without notice)



	Product Number	Model Number	Description	Volts (V)	Watts (W)	Base	CRI (min)	CCT (K)	Life ³ (hrs)	MBCP	Lumens (lm)	Beam Angle	Case Qty	Pallet Qty
CorePro - PAR30L - 75W equivalent lamps (dimming) - Title 20														
D	546969	929002045404	9.4PAR30L/COR/930/F25/DIM/120V T20 6/1FB	120	9.4	E26	90	3000	25,000	2910	850	25	6	768
D	546977	929002045504	9.4PAR30L/COR/930/F40/DIM/120V T20 6/1FB	120	9.4	E26	90	3000	25,000	1315	850	40	6	768
CorePro - PAR30S - 75W equivalent lamps (dimming) - Title 20														
D	546985	929002045604	9.4PAR30S/COR/930/F25/DIM/120V T20 6/1FB	120	9.4	E26	90	3000	25,000	2910	850	25	6	960
D	577759	929003466904	9.4PAR30S/COR/935/F25/DIM/120V/T20 6/1FB	120	9.4	E26	90	3500	25,000	2910	850	25	6	960
D	546993	929002045704	9.4PAR30S/COR/930/F40/DIM/120V T20 6/1FB	120	9.4	E26	90	3000	25,000	1315	850	40	6	960
CorePro - PAR38 - 90W equivalent lamps (dimming) - Title 20														
W	551887	929002238204	10PAR38/COR/930/F25/DIM/120V T20 6/1FB	120	10	E26	90	3000	25,000	3698	900	25	6	384
W	551895	929002238304	10PAR38/COR/930/F40/DIM/120V T20 6/1FB	120	10	E26	90	3000	25,000	1533	900	40	6	384
CorePro - PAR38 - 120W equivalent lamps (dimming) - Title 20														
W	546929	929001909104	14PAR38/COR/927/F25/DIM/120V T20 6/1FB	120	14	E26	90	2700	25,000	5382	1300	25	6	384
W	546937	929001909204	14PAR38/COR/927/F40/DIM/120V T20 6/1FB	120	14	E26	90	2700	25,000	2231	1300	40	6	384
W	546945	929001853704	14PAR38/COR/930/F25/DIM/120V T20 6/1FB	120	14	E26	90	3000	25,000	5382	1300	25	6	384
W	576470	929003133804	14PAR38/COR/930/F25/D/P/B/ULW/T20 6/1FB	120	14	E26	90	3000	25,000	5382	1300	25	6	420
W	577734	929003466704	14PAR38/COR/935/F25/DIM/120V/T20 6/1FB	120	14	E26	90	3500	25,000	5382	1300	25	6	420
W	577742	929003466804	14PAR38/COR/940/F25/DIM/120V/T20 6/1FB	120	14	E26	90	4000	25,000	5382	1300	25	6	420
W	546950	929001853804	14PAR38/COR/930/F40/DIM/120V T20 6/1FB	120	14	E26	90	3000	25,000	2231	1300	40	6	384

1. Early initial qualification for Energy Star allows for directional lamp life claims of 25,000 hours (L70) with 3,000 hour actual test data, LM80 data and in-situ temperature measurements. As the lamps pass ENERGY STAR® requirements, manufacturers may increase the lifetime of a product as dictated by Energy Star guidelines.

2. Visit www.signify.com/warranties for details.

3. Tested to B50 L70 requirement. LED lifetime means the length of time (in hours) until half of the LED light sources maintain at least 70% of their initial lumen output (B50, L70).

D = Damp location W = Wet location E = Suitable for enclosed fixtures ■ = ENERGY STAR® qualified ■ = Title 24 (JA8) compliant

CorePro MR16 lamps



GU5.3



Ordering, electrical and technical data (Subject to change without notice)

	Product Number	Model Number	Description	Volts (V)	Watts (W)	Base	CRI (min)	CCT (K)	Life ³ (hrs)	MBCP	Lumens (lm)	Beam Angle	Case Qty	Pallet Qty
CorePro - MR16 - 42W equivalent lamps (dimming) - Title 20														
D ■ ■ ■	479139	929001854304	6.5MR16/LED/F25/927/D/EC/12V T20 10/1FB	12	6.5	GU5.3	90	2700	25,000	1960	485	25	10	6840
D ■ ■ ■	573535	929003080304	6.3MR16/LED/F25/927/D/EC/12V T20 10/1FB	12	6.3	GU5.3	90	2700	25,000	1960	470	25	10	8160
D ■ ■ ■	573543	929003080404	6.3MR16/LED/F25/930/D/EC/12V T20 10/1FB	12	6.3	GU5.3	90	3000	25,000	1960	470	25	10	8160
D ■ ■ ■	577619	929003155304	6.3MR16/LED/F25/935/DIM/12V T20 10/1FB	12	6.3	GU5.3	90	3500	25,000	1960	470	25	10	8160
D ■ ■ ■	573550	929003080504	6.3MR16/LED/F35/927/D/EC/12V T20 10/1FB	12	6.3	GU5.3	90	2700	25,000	1110	470	35	10	8160
D ■ ■ ■	573568	929003080604	6.3MR16/LED/F35/930/D/EC/12V T20 10/1FB	12	6.3	GU5.3	90	3000	25,000	1110	470	35	10	8160

1. Early initial qualification for Energy Star allows for directional lamp life claims of 25,000 hours (L70) with 3,000 hour actual test data, LM80 data and in-situ temperature measurements. As the lamps pass ENERGY STAR® requirements, manufacturers may increase the lifetime of a product as dictated by Energy Star guidelines.
 2. Visit www.signify.com/warranties for details.
 3. Tested to B50 L70 requirement. LED lifetime means the length of time (in hours) until half of the LED light sources maintain at least 70% of their initial lumen output (B50, L70).
- D = Damp location W = Wet location ■ = Suitable for enclosed fixtures ■ = ENERGY STAR® qualified ■ = Title 24 (JA8) compliant



CorePro Glass lamps

Everything you value in LED PARs with a classic glass design for a familiar look

Philips Glass PARs feature a glass housing and a beautifully crafted lens, matching the look and feel of a halogen lamp. Thanks to a single optic beam, the latest LED spots provide a clean beam that's free from shadows with beam angles from 15 and 40 degrees to suit every general lighting application.

Product features:

- CRI 90
- 25,000-hour LED lifetime for ENERGY STAR® qualified lamps¹
- Emit virtually no UV/IR light in beam
- Wet location models can be used outside
- 3-year limited warranty²
- Contains no mercury

CorePro Glass PAR lamps (1 of 2)



Ordering, electrical and technical data

(Subject to change without notice)



	Product Number	Model Number	Description	Volts (V)	Watts (W)	Base	CRI (min)	CCT (K)	Life ³ (hrs)	Life (yrs)	MBCP	Lumens (lm)	Beam Angle	Case Qty	Pallet Qty	Legend
CorePro Glass - PAR20 - 50W equivalent lamps (dimming)																
D	568105	929003026304	5.5PAR20/LED/F25/927-922/DIM/G/T20 6/1FB	120	5.5	E26	90	2700-2200	25,000	22.8	1500	500	25	6	2244	A
D	568063	929003026104	5.5PAR20/LED/F25/930/DIM/G/T20 6/1FB	120	5.5	E26	90	3000	25,000	22.8	1500	500	25	6	2244	A
D	568071	929003026204	5.5PAR20/LED/F25/940/DIM/G/T20 6/1FB	120	5.5	E26	90	4000	25,000	22.8	1500	500	25	6	2244	A
D	568113	929003026704	5.5PAR20/LED/F40/927-922/DIM/G/T20 6/1FB	120	5.5	E26	90	2700-2200	25,000	22.8	800	500	40	6	2244	A
D	568089	929003026404	5.5PAR20/LED/F40/930/DIM/G/T20 6/1FB	120	5.5	E26	90	3000	25,000	22.8	1000	500	40	6	2244	A
D	568097	929003026504	5.5PAR20/LED/F40/940/DIM/G/T20 6/1FB	120	5.5	E26	90	4000	25,000	22.8	1000	500	40	6	2244	A
CorePro Glass - PAR30L - 75W equivalent lamps (dimming)																
W	567941	929003026904	8.5PAR30L/LED/927/F25/DIM/GULW/T20 6/1FB	120	8.5	E26	90	2700	25,000	22.8	3300	800	25	6	768	B
W	567957	929003027004	8.5PAR30L/LED/930/F25/DIM/GULW/T20 6/1FB	120	8.5	E26	90	3000	25,000	22.8	3300	850	25	6	768	B
W	567965	929003027104	8.5PAR30L/LED/940/F25/DIM/GULW/T20 6/1FB	120	8.5	E26	90	4000	25,000	22.8	3300	850	25	6	768	B
W	567973	929003027204	8.5PAR30L/LED/927/F40/DIM/GULW/T20 6/1FB	120	8.5	E26	90	2700	25,000	22.8	1600	800	40	6	768	B
W	567981	929003027304	8.5PAR30L/LED/930/F40/DIM/GULW/T20 6/1FB	120	8.5	E26	90	3000	25,000	22.8	1600	850	40	6	768	B
W	567999	929003027404	8.5PAR30L/LED/940/F40/DIM/GULW/T20 6/1FB	120	8.5	E26	80	4000	25,000	22.8	1600	850	40	6	768	B
CorePro Glass - PAR30S - 75W equivalent lamps (dimming)																
W	568006	929003027704	8.5PAR30S/LED/927/F25/DIM/GULW/T20 6/1FB	120	8.5	E26	90	2700	25,000	22.8	3300	800	25	6	960	C
W	568014	929003027804	8.5PAR30S/LED/930/F25/DIM/GULW/T20 6/1FB	120	8.5	E26	90	3000	25,000	22.8	3300	850	25	6	960	C
W	568022	929003027904	8.5PAR30S/LED/940/F25/DIM/GULW/T20 6/1FB	120	8.5	E26	90	4000	25,000	22.8	3300	850	25	6	960	C
W	568030	929003028004	8.5PAR30S/LED/927/F40/DIM/GULW/T20V 6/1FB	120	8.5	E26	90	2700	25,000	22.8	1600	800	40	6	960	C
W	568048	929003028104	8.5PAR30S/LED/930/F40/DIM/GULW/T20V 6/1FB	120	8.5	E26	90	3000	25,000	22.8	1600	850	40	6	960	C
W	568055	929003028204	8.5PAR30S/LED/940/F40/DIM/GULW/T20 6/1FB	120	8.5	E26	90	4000	25,000	22.8	1600	850	40	6	960	C

1. Early initial qualification for Energy Star allows for directional lamp life claims of 25,000 hours (L70) with 3,000 hour actual test data, LM80 data and in-situ temperature measurements. As the lamps pass ENERGY STAR® requirements, manufacturers may increase the lifetime of a product as dictated by Energy Star guidelines.

2. Visit www.signify.com/warranties for details.

3. Tested to B50 L70 requirement. LED lifetime means the length of time (in hours) until half of the LED light sources maintain at least 70% of their initial lumen output (B50, L70).

D = Damp location W = Wet location E = Suitable for enclosed fixtures W = Warm glow dimming effect E = ENERGY STAR® qualified G = Title 24 (JA8) compliant

CorePro Glass PAR lamps (2 of 2)

Ordering, electrical and technical data

(Subject to change without notice)



E26

	Product Number	Model Number	Description	Volts (V)	Watts (W)	Base	CRI (min)	CCT (K)	Life ¹ (hrs)	Life (yrs)	MBCP	Lumens (lm)	Beam Angle	Case Qty	Pallet Qty	Legend
CorePro Glass - PAR38 - 90W equivalent lamps (dimming)																
W	567859	929003028504	10PAR38/LED/927/F25/DIM/GULW/T20V 6/1FB	120	10	E26	90	2700	25,000	22.8	4100	900	25	6	384	A
W	567867	929003028604	10PAR38/LED/930/F25/DIM/GULW/T20V 6/1FB	120	10	E26	90	3000	25,000	22.8	4100	900	25	6	384	A
W	567925	929003028704	10PAR38/LED/935/F25/DIM/GULW/T20 6/1FB	120	10	E26	90	3500	25,000	22.8	4100	900	25	6	384	A
W	567875	929003028804	10PAR38/LED/940/F25/DIM/GULW/T20 6/1FB	120	10	E26	90	4000	25,000	22.8	4100	900	25	6	384	A
W	567883	929003028904	10PAR38/LED/950/F25/DIM/GULW/T20 6/1FB	120	10	E26	90	5000	25,000	22.8	4100	900	25	6	384	B
W	567891	929003029004	10PAR38/LED/927/F40/DIM/GULW/T20 6/1FB	120	10	E26	90	2700	25,000	22.8	1800	900	40	6	384	B
W	567909	929003029104	10PAR38/LED/930/F40/DIM/GULW/T20 6/1FB	120	10	E26	90	3000	25,000	22.8	1900	900	40	6	384	B
W	567933	929003029204	10PAR38/LED/935/F40/DIM/GULW/T20 6/1FB	120	10	E26	90	3500	25,000	22.8	1900	900	40	6	384	B
W	567917	929003029304	10PAR38/LED/940/F40/DIM/GULW/T20 6/1FB	120	10	E26	90	4000	25,000	22.8	1900	900	40	6	384	B
CorePro Glass - PAR38 - 120W equivalent lamps (dimming)																
W	567750	929003029504	13PAR38/LED/927/F25/DIM/GULW/T20 6/1FB	120	13	E26	90	2700	25,000	22.8	5700	1200	25	6	384	A
W	567768	929003029604	13PAR38/LED/930/F25/DIM/GULW/T20 6/1FB	120	13	E26	90	3000	25,000	22.8	6000	1200	25	6	384	A
W	567834	929003029704	13PAR38/LED/935/F25/DIM/GULW/T20 6/1FB	120	13	E26	90	3500	25,000	22.8	6000	1200	25	6	384	A
W	567776	929003029804	13PAR38/LED/940/F25/DIM/GULW/T20 6/1FB	120	13	E26	90	4000	25,000	22.8	6000	1200	25	6	384	A
W	567784	929003029904	13PAR38/LED/950/F25/DIM/GULW/T20 6/1FB	120	13	E26	90	5000	25,000	22.8	6000	1200	25	6	384	A
W	567792	929003030004	13PAR38/LED/927/F40/DIM/GULW/T20 6/1FB	120	13	E26	90	2700	25,000	22.8	2450	1200	40	6	384	B
W	567800	929003030104	13PAR38/LED/930/F40/DIM/GULW/T20 6/1FB	120	13	E26	90	3000	25,000	22.8	2500	1200	40	6	384	B
W	567842	929003030204	13PAR38/LED/935/F40/DIM/GULW/T20 6/1FB	120	13	E26	90	3500	25,000	22.8	2500	1200	40	6	384	B
W	567818	929003030304	13PAR38/LED/940/F40/DIM/GULW/T20 6/1FB	120	13	E26	90	4000	25,000	22.8	2500	1200	40	6	384	B
W	567826	929003030404	13PAR38/LED/950/F40/DIM/GULW/T20 6/1FB	120	13	E26	90	5000	25,000	22.8	2500	1200	40	6	384	B

CorePro Glass GU10

Ordering, electrical and technical data

(Subject to change without notice)



GU10

	Product Number	Model Number	Description	Volts (V)	Watts (W)	Base	CRI (min)	CCT (K)	Life ¹ (hrs)	Life (yrs)	MBCP	Lumens (lm)	Beam Angle	Case Qty	Pallet Qty	Legend
CorePro Glass - GU10 - 50W equivalent lamps (dimming)																
D	471565	929002055304	4GU10/LED/927-22/F35/G/WG/T20 10/1	120	4	GU10	90	2700-2200	25,000	22.8	600	380	35	10	5700	A

1. Tested to B50 L70 requirement. LED lifetime means the length of time (in hours) until half of the LED light sources maintain at least 70% of their initial lumen output (B50, L70).

D = Damp location E = Suitable for enclosed fixtures W = Warm glow dimming effect Blue = ENERGY STAR® qualified Green = Title 24 (JA8) compliant

LED bulbs

MasterClass A-shape bulbs

The MasterClass range of LED bulbs delivers smooth dimming down to 10% or less in a variety of color temperatures to meet any application requirement

Philips MasterClass A-Shape lamps provide a wide variety of features to meet the needs of any application. Not all LEDs dim the same. Look for Philips LED bulbs with a warm glow dimming effect. They dim just like traditional incandescents by getting warmer in tone as the light dims. Other LED bulbs simply get less bright, without the cozy glow. From practical innovative solutions like 3-Way Switching, SceneSwitch and Dusk to Dawn to the party bulbs that add colorful light for a festive touch to your facility. These LED lamps brighten up your facility and provide high quality performance with energy saving benefits.

Product features:

- High performance dimming
- Longer lifetime¹
- Superior light quality¹
- Increased energy savings¹



The more you dim,
the **warmer** the light

Visit philips.com/ledlamps for the latest LED lamp data and literature

¹ When compared to CorePro version of the same lamp type.

² Visit www.signify.com/warranties for details.

MasterClass A-shape bulbs



Ordering, electrical and technical data (Subject to change without notice)



	Product Number	Model Number	Description	Volts (V)	Watts (W)	CRI (min)	CCT (K)	Life ² (hrs)	Lumens (lm)	Material	Finish	Legend
MasterClass - A19 - 40W equivalent lamps (dimming)												
W	549485	929001969504	5A19/PER/927-922/CL/G/E26/WGX 1FB T20	120	5	90	2700-2200	15,000	450	Glass	Clear	A
W	557595	929002327803	5A19/PER/927-22/FR/G/WGX 4/2FB T20	120	5	90	2700-2200	15,000	450	Glass	Frosted	B
D	479428	929001940704	5A19/PER/927-22/P/E26/WG 6/1FB T20	120	5	90	2700-2200	15,000	450	Plastic	Frosted	C
MasterClass - A19 - 60W equivalent lamps (dimming)												
W	549493	929001969604	8A19/PER/927-922/CL/G/E26/WGX 1FB T20	120	8	90	2700-2200	15,000	800	Glass	Clear	D
D	479444	929001940904	8.8A19/PER/927-22/P/E26/WG 6/1FB T20	120	8.8	90	2700-2200	15,000	800	Plastic	Frosted	C
MasterClass - A21 - 75W equivalent lamps (dimming)												
D	561000	929002285404	12.2A19/PER/927-22/P/E26/WG 6/1FB T20	120	12.2	90	2700-2200	15,000	1100	Plastic	Frosted	F
MasterClass - A21 - 100W equivalent lamps (dimming)												
D	561027	929002285504	16A19/PER/927-22/P/E26/WG 6/1FB T20	120	16	90	2200-2700	15,000	1600	Plastic	Frosted	F
MasterClass - A21 - 150W equivalent lamps (dimming)												
D	558221	929002343003	29A21/PER/827-22/P/E26/WG/HO 4/1FB	120	29	80	2700-2200	15,000	2610	Plastic	Frosted	E
MasterClass - A19 - 3-way switching lamps												
D	556928	929002285003	14A21/LED/927/P/E26/3WAY ND 4/1FB T20	120	5/8/14	90	2700	25,000	450/800/1600	Plastic	Frosted	G
D	556936	929002285103	18.5A21/LED/927/P/E26/3WAY ND 4/1FB T20	120	6/13/18.5	90	2700	15,000	620/1600/2150	Plastic	Frosted	G
MasterClass - A19 - Dusk to Dawn lamps												
D	557728	929002333603	8.8A19/AMB/927/ND D2D 4/1FB T20	120	8.8	90	2700	15,000	800	Plastic	Frosted	H
MasterClass - A19 - Party bulbs (images below)												
D	463208	929001998303	8A19/LED/PURPLE/P/ND 120V 6/1BC	120	8	N/A	N/A	10,000	60	Plastic	Purple	1
D	463240	929001998005	8A19/LED/BLUE/P/ND 120V 4/1FB	120	8	N/A	N/A	10,000	60	Plastic	Blue	2
D	463281	929001997905	8A19/LED/GREEN/P/ND 120V 4/1FB	120	8	N/A	N/A	10,000	60	Plastic	Green	3
D	463257	929001998105	8A19/LED/YELLOW/P/ND 120V 4/1FB	120	8	N/A	N/A	10,000	60	Plastic	Yellow	4
D	463232	929001998203	8A19/LED/ORANGE/P/ND 120V 6/1BC	120	8	N/A	N/A	10,000	60	Plastic	Orange	5
D	463273	929001997805	8A19/LED/RED/P/ND 120V 4/1FB	120	8	N/A	N/A	10,000	60	Plastic	Red	6
W	538256	929001937503	4A19/LED/PURPLE/G/E26/ND 6/1BC	120	4	N/A	N/A	10,000	40	Glass	Purple	7
W	538231	929001937303	4A19/LED/BLUE/G/E26/ND 6/1BC	120	4	N/A	N/A	10,000	40	Glass	Blue	8
W	538249	929001937403	4A19/LED/GREEN/G/E26/ND 6/1BC	120	4	N/A	N/A	10,000	40	Glass	Green	9
W	538223	929001937203	4A19/LED/YELLOW/G/E26/ND 6/1BC	120	4	N/A	N/A	10,000	40	Glass	Yellow	10
W	538215	929001937103	4A19/LED/ORANGE/G/E26/ND 6/1BC	120	4	N/A	N/A	10,000	40	Glass	Orange	11
W	538207	929001937003	4A19/LED/RED/G/E26/ND 6/1BC	120	4	N/A	N/A	10,000	40	Glass	Red	12

1. Tested to B50 L70 requirement. LED lifetime means the length of time (in hours) until half of the LED light sources maintain at least 70% of their initial lumen output (B50, L70).

D = Damp location W = Wet location E = Suitable for enclosed fixtures ENERGY STAR® = Title 24 (JA8) comp. = Title 20 comp. = Not regulated by Title 20



Plastic / Glass




CorePro A-shape bulbs

The affordable LED bulb solution

CorePro LED bulbs are compatible with existing fixtures and are designed for retrofit replacement of incandescent bulbs.

These lamps deliver energy savings and minimize maintenance cost. The CorePro LED bulbs are perfect for basic lighting needs. It provides the dependable performance you expect from LED at an affordable price.

CorePro A-shape bulbs (1 of 2)



Ordering, electrical and technical data (Subject to change without notice)

	Product Number	Model Number	Description	Volts (V)	Watts (W)	Base	CRI (min)	CCT (K)	Life ¹ (hrs)	Lumens (lm)	Material	Finish	Legend
CorePro - A19 - 40W equivalent lamps (non-dimming)													
D E ■	571588	929003019904	5A19/LED/927/P/E26/ND 6/1FB T20	120	5	E26	90	2700	11,000	450	Plastic	Frosted	A
D E ■	571596	929003020004	5A19/LED/930/P/E26/ND 6/1FB T20	120	5	E26	90	3000	11,000	450	Plastic	Frosted	A
D E ■	571604	929003020104	5A19/LED/950/P/E26/ND/T20 6/1FB	120	5	E26	90	5000	11,000	450	Plastic	Frosted	A
CorePro - A19 - 40W equivalent lamps (dimming)													
W ■	556795	929001950933	4.5A19/VIN/820/E26/CL/GL/DIM 4/FBH T20	120	4.5	E26	80	2000	15,000	350	Glass	Amber	C
D ■ ■ ■	550400	929002035704	5A19/PER/927/P/E26/DIM 6/1FB T20	120	5	E26	90	2700	15,000	450	Plastic	Frosted	D
D ■ ■ ■	550418	929002035804	5A19/PER/930/P/E26/DIM 6/1FB T20	120	5	E26	90	3000	15,000	450	Plastic	Frosted	D
D ■ ■ ■	547042	929002035904	5A19/PER/940/P/E26/DIM 6/1FB T20	120	5	E26	90	4000	15,000	450	Plastic	Frosted	D
D ■ ■ ■	549220	929002207804	5A19/PER/950/CL/G/E26/DIM 1FB T20	120	5	E26	90	5000	15,000	450	Glass	Clear	E
D ■ ■ ■	550426	929002036004	5A19/PER/950/P/E26/DIM 6/1FB T20	120	5	E26	90	5000	15,000	450	Plastic	Frosted	B
CorePro - A19 - 60W equivalent lamps (non-dimming)													
D E ■	571612	929003020204	8.8A19/LED/927/P/E26/ND/T20 6/1FB	120	8.8	E26	90	2700	11,000	800	Plastic	Frosted	A
D E ■	571620	929003020304	8.8A19/LED/930/P/E26/ND 6/1FB T20	120	8.8	E26	90	3000	11,000	800	Plastic	Frosted	A
D E ■	571638	929003020404	8.8A19/LED/950/P/E26/ND 6/1FB T20	120	8.8	E26	90	5000	11,000	800	Plastic	Frosted	A
D ■	554444	929002227304	8.8A19/LED/950/P/E26/ND 6/1FB T20	120	8.8	E26	90	5000	11,000	800	Plastic	Frosted	B
CorePro - A19 - 60W equivalent lamps (dimming)													
D ■ ■ ■	550434	929002036104	8.8A19/PER/927/P/E26/DIM 6/1FB T20	120	8.8	E26	90	2700	15,000	800	Plastic	Frosted	B
D ■ ■ ■	550442	929002036204	8.8A19/PER/930/P/E26/DIM 6/1FB T20	120	8.8	E26	90	3000	15,000	800	Plastic	Frosted	B
D ■ ■ ■	557660	929002327504	8.8A19/PER/930/P/GU24/DIM 6/1FB T20	120	8.8	GU24	90	3000	15,000	800	Plastic	Frosted	F
D ■ ■ ■	545897	929002032304	8.8A19/PER/940/P/E26/DIM 6/1FB T20	120	8.8	E26	90	4000	15,000	800	Plastic	Frosted	D
D ■ ■ ■	550459	929002036304	8.8A19/PER/950/P/E26/DIM 6/1FB T20	120	8.8	E26	90	5000	15,000	800	Plastic	Frosted	B

1. Tested to B50 L70 requirement. LED lifetime means the length of time (in hours) until half of the LED light sources maintain at least 70% of their initial lumen output (B50, L70).

D = Damp location W = Wet location E = Suitable for enclosed fixtures ■ = ENERGY STAR® ■ = Title 24 (JA8) comp. ■ = Title 20 comp. ■ = Not regulated by Title 20

CorePro A-shape bulbs (2 of 2)



E26 GU24 E39

Ordering, electrical and technical data (Subject to change without notice)

	Product Number	Model Number	Description	Volts (V)	Watts (W)	Base	CRI (min)	CCT (K)	Life ¹ (hrs)	Lumens (lm)	Material	Finish	Legend
CorePro - A19/A21 - 75W equivalent lamps (non-dimming)													
D E	571646	929003020504	12.2A19/LED/927/P/E26/ND/T20 6/1FB	120	12.2	E26	90	2700	11,000	1100	Plastic	Frosted	A
D E	571653	929003020604	12.2A19/LED/930/P/E26/ND 6/1FB T20	120	12.2	E26	90	3000	11,000	1100	Plastic	Frosted	A
D E	571661	929003020704	12.2A19/LED/950/P/E26/ND/T20 6/1FB	120	12.2	E26	90	5000	11,000	1100	Plastic	Frosted	A
CorePro - A19 - 75W equivalent lamps (dimming)													
D E	561035	929002385204	12.2A19/PER/927/P/E26/DIM 6/1FB T20	120	12.2	E26	90	2700	15,000	1100	Plastic	Frosted	B
D E	561043	929002385304	12.2A19/PER/930/P/E26/DIM 6/1FB T20	120	12.2	E26	90	3000	15,000	1100	Plastic	Frosted	B
D E	561050	929002385404	12.2A19/PER/940/P/E26/DIM 6/1FB T20	120	12.2	E26	90	4000	15,000	1100	Plastic	Frosted	B
D E	560994	929002285204	12.2A19/PER/950/P/E26/DIM 6/1FB T20	120	12.2	E26	90	5000	15,000	1100	Plastic	Frosted	B
CorePro - A19/A21 - 100W equivalent lamps (non-dimming)													
D E	571679	929003020804	16.6A19/LED/927/FR/P/E26/ND/T20 6/1FB	120	16.6	E26	90	2700	11,000	1500	Plastic	Frosted	A
D E	571687	929003020904	16.6A19/LED/930/FR/P/E26/ND 6/1FB T20	120	16.6	E26	90	3000	11,000	1500	Plastic	Frosted	A
D	554485	929002227704	16.6A21/LED/950/P/E26/ND 6/1FB T20	120	16.6	E26	90	5000	11,000	1500	Plastic	Frosted	C
CorePro - A19/A21 - 100W equivalent lamps (dimming)													
D	561068	929002385504	16A19/PER/927/P/E26/DIM 6/1FB T20	120	16	E26	90	2700	15,000	1600	Plastic	Frosted	D
D E	557678	929002327604	16A21/PER/930/P/GU24/DIM 6/1FB T20	120	16	GU24	90	3000	15,000	1600	Plastic	Frosted	E
D	561076	929002385604	16A19/PER/930/P/E26/DIM 6/1FB T20	120	16	E26	90	3000	15,000	1600	Plastic	Frosted	D
D	561456	929002385704	16A19/PER/940/P/E26/DIM 6/1FB T20	120	16	E26	90	4000	15,000	1600	Plastic	Frosted	D
D	561019	929002285304	16A19/PER/950/P/E26/DIM 6/1FB T20	120	16	E26	90	5000	15,000	1600	Plastic	Frosted	D
CorePro - A21 - 150W equivalent lamps (dimming)													
D	558239	929002343103	29A21/PER/850/P/E26/DIM/HO 4/1FB	120	29	E26	80	5000	15,000	2610	Plastic	Frosted	C
CorePro - Large A lamps - 160W/200W/300W equivalent lamps													
E	479295	929001854815	24A35/LED/865/P/E26E39/ND 4/1FB	120	24	E26/E39	80	6500	25,000	3000	Plastic	Frosted	F
E	479303	929001854915	42A40/LED/865/P/E26E39/ND 4/1FB	120	42	E26/E39	80	6500	25,000	5000	Plastic	Frosted	G

1. Tested to B50 L70 requirement. LED lifetime means the length of time (in hours) until half of the LED light sources maintain at least 70% of their initial lumen output (B50, L70).

D = Damp location W = Wet location E = Suitable for enclosed fixtures ENERGY STAR® = Title 24 (JA8) comp. = Title 20 comp. = Not regulated by Title 20

MasterClass LED reflectors

Philips LED reflectors are an ideal choice for recessed and general lighting applications which can be integrated seamlessly in recessed downlight luminaires. Suitable for retail, office and residential spaces.

Product features:

- Reduces maintenance cost by reducing re-lamp frequency
- High lumen reflector options are great for high ceilings
- Contains no mercury



Ordering, electrical and technical data (Subject to change without notice)

	Product Number	Model Number	Description	Volts (V)	Watts (W)	Base	CRI (min)	CCT (K)	Life ¹ (hrs)	Lumens (lm)	Materials	Finish	Legend
MasterClass - R20													
D ■ E ■	456979	929002008904	5R20/PER/927-22/P/E26/WG 6/1FB T20	120	5	E26	90	2700-2200	15,000	450	Plastic	Frosted	A
MasterClass - BR30													
D ■ E ■	457044	929001870334	7.2BR30/PER/922-27/P/E26/WG 6/1FB T20	120	7.2	E26	90	2700-2200	15,000	650	Plastic	Frosted	B
D ■ E ■	558023	929002351403	15BR30/PER/927-22/E26/WG/HO 4/1FB T20	120	15	E26	90	2700-2200	15,000	1400	Plastic	Frosted	B
MasterClass - BR40													
D ■ E ■	457010	929002009104	8.8BR40/PER/927-22/P/E26/WG 6/1FB T20	120	8.8	E26	90	2700-2200	15,000	800	Plastic	Frosted	C
D ■ E ■	558049	929002351203	20BR40/PER/927-22/E26/WG/HO 4/1FB T20	120	20	E26	90	2700-2200	15,000	2175	Plastic	Frosted	D

1. Tested to B50 L70 requirement. LED lifetime means the length of time (in hours) until half of the LED light sources maintain at least 70% of their initial lumen output (B50, L70).

D = Damp location ■ E = Suitable for enclosed fixtures ■ = ENERGY STAR® qualified ■ = Title 20 compliant



CorePro LED reflectors

Philips LED CorePro reflectors are an affordable choice for recessed and general lighting applications.

Product features:

- Reduces maintenance cost by reducing re-lamp frequency
- High lumen reflector options are great for high ceilings
- Contains no mercury



Ordering, electrical and technical data (Subject to change without notice)

	Product Number	Model Number	Description	Volts (V)	Watts (W)	Base	CRI (min)	CCT (K)	Life ¹ (hrs)	Lumens (lm)	Materials	Finish	Legend
CorePro - R20 - (dimming)													
D ■ E ■	553883	929002092204	5R20/PER/927/P/E26/DIM 6/1FB T20	120	5	E26	90	2700	15,000	450	Plastic	Frosted	A
D ■ E ■	547406	929002035304	5R20/PER/930/P/E26/DIM 6/1FB T20	120	5	E26	90	3000	15,000	450	Plastic	Frosted	A
D ■ E ■	547414	929002035404	5R20/PER/940/P/E26/DIM 6/1FB T20	120	5	E26	90	4000	15,000	450	Plastic	Frosted	A
D ■ E ■	548123	929002204063	5R20/PER/950/P/E26/DIM 6/1FB T20	120	5	E26	90	5000	15,000	450	Plastic	Frosted	A
CorePro - BR30 - (dimming)													
D ■ E ■	553891	929002092304	7.2BR30/PER/927/P/E26/DIM 6/1FB T20	120	7.2	E26	90	2700	15,000	650	Plastic	Frosted	B
D ■ E ■	545905	929002032104	7.2BR30/PER/930/P/E26/DIM 6/1FB T20	120	7.2	E26	90	3000	15,000	650	Plastic	Frosted	B
D ■ E ■	545913	929002032204	7.2BR30/PER/940/P/E26/DIM 6/1FB T20	120	7.2	E26	90	4000	15,000	650	Plastic	Frosted	B
D ■ E ■	548107	929002204163	7.2BR30/PER/950/P/E26/DIM 6/1FB T20	120	7.2	E26	90	5000	15,000	650	Plastic	Frosted	B
D ■ E ■	558031	929002351303	15BR30/PER/950/E26/DIM/HO 4/1FB T20	120	15	E26	90	5000	15,000	1400	Plastic	Frosted	C
CorePro - BR40 - (dimming)													
D ■ E ■	553909	929002092404	8.8BR40/PER/927/P/E26/DIM 6/1FB T20	120	8.8	E26	90	2700	15,000	800	Plastic	Frosted	D
D ■ E ■	547422	929002035504	8.8BR40/PER/930/P/E26/DIM 6/1FB T20	120	8.8	E26	90	3000	15,000	800	Plastic	Frosted	D
D ■ E ■	547430	929002035604	8.8BR40/PER/940/P/E26/DIM 6/1FB T20	120	8.8	E26	90	4000	15,000	800	Plastic	Frosted	D
D ■ E ■	548115	929002204263	8.8BR40/PER/950/P/E26/DIM 6/1FB T20	120	8.8	E26	90	5000	15,000	800	Plastic	Frosted	D
D ■ E ■	558056	929002351503	20BR40/PER/950/E26/DIM/HO 4/1FB T20	120	20	E26	90	5000	15,000	2175	Plastic	Frosted	E

1. Tested to B50 L70 requirement. LED lifetime means the length of time (in hours) until half of the LED light sources maintain at least 70% of their initial lumen output (B50, L70).

D = Damp location ■ = Suitable for enclosed fixtures ■ = ENERGY STAR® qualified ■ = Title 20 compliant

LED candles & decorative

MasterClass LED dimmable candles and decorative lamps

Philips LED dimmable candles and decorative lamps incorporate a revolutionary new shaped prism that allows the optics to radiate brilliant, clear and sparkling white LED light. The improved light quality provides consistent color from every angle – even when dimmed in the most intimate of light levels.

Product features:

- Lowers maintenance costs by reducing re-lamp frequency
- Contains no mercury
- Up to 90 CRI options available

CorePro LED decorative lamps

CorePro LED candles and decorative lamps are ideal for locations that need the little bit of sparkle.

Product features:

- Huge energy savings when compared to incandescent




Visit philips.com/ledlamps for the latest LED lamp data and literature



MasterClass LED lamps

MasterClass A15 lamps




Ordering, electrical and technical data (Subject to change without notice)

	Product Number	Model Number	Description	Volts (V)	Watts (W)	Base	CRI (min)	CCT (K)	Life ¹ (hrs)	Lumens (lm)	Material	Finish	Legend
MasterClass - A15 - 40W equivalent lamps (dimming)													
W ■	549378	929002208104	3.8A15/PER/927-922/CL/G/E12/WGX1FB T20	120	3.8	E12	90	2700-2200	15,000	350	Glass	Clear	A
W ■	549386	929002208304	3.8A15/PER/927-922/CL/G/E26/WGX1FB T20	120	3.8	E26	90	2700-2200	15,000	350	Glass	Clear	B
MasterClass - A15 - 60W equivalent lamps (dimming)													
W ■	549394	929002208404	5.5A15/PER/927-922/CL/G/E12/WGX1FB T20	120	5.5	E12	90	2700-2200	15,000	500	Glass	Clear	A
W ■	549402	929002208604	5.5A15/PER/927-922/CL/G/E26/WGX1FB T20	120	5.5	E26	90	2700-2200	15,000	500	Glass	Clear	B

1. Tested to B50 L70 requirement. LED lifetime means the length of time (in hours) until half of the LED light sources maintain at least 70% of their initial lumen output (B50, L70).

W = Wet location ■ = Title 20 compliant

MasterClass G16.5 lamps



Ordering, electrical and technical data (Subject to change without notice)

	Product Number	Model Number	Description	Volts (V)	Watts (W)	Base	CRI (min)	CCT (K)	Life ¹ (hrs)	Lumens (lm)	Material	Finish	Legend
MasterClass - G16.5 - 25W equivalent lamps (dimming)													
W ■ ■	549253	929002204804	2.7G16.5/PER/927-922/CL/G/E26/WGX 1FBT20	120	2.7	E26	90	2700-2200	15,000	250	Glass	Clear	A
W ■ ■	549261	929002204904	2.7G16.5/PER/927-922/CL/G/E12/WGX 1FBT20	120	2.7	E12	90	2700-2200	15,000	250	Glass	Clear	B
MasterClass - G16.5 - 40W equivalent lamps (dimming)													
W ■ ■	549287	929002205104	3.8G16.5/PER/927-922/CL/G/E12/WGX 1FBT20	120	3.8	E12	90	2700-2200	15,000	350	Glass	Clear	C
W ■ ■	549279	929002205004	3.8G16.5/PER/927-922/CL/G/E26/WGX 1FBT20	120	3.8	E26	90	2700-2200	15,000	350	Glass	Clear	D
W ■ ■	549311	929002205404	3.8G16.5/PER/927-922/FR/G/E26/WGX 1FBT20	120	3.8	E26	90	2700-2200	15,000	350	Glass	Frosted	E
MasterClass - G16.5 - 60W equivalent lamps (dimming)													
W ■ ■	549303	929002205304	5.5G16.5/PER/927-922/CL/G/E12/WGX 1FBT20	120	5.5	E12	90	2700-2200	15,000	500	Glass	Clear	C
W ■ ■	549295	929002205204	5.5G16.5/PER/927-922/CL/G/E26/WGX 1FBT20	120	5.5	E26	90	2700-2200	15,000	500	Glass	Clear	D

1. Tested to B50 L70 requirement. LED lifetime means the length of time (in hours) until half of the LED light sources maintain at least 70% of their initial lumen output (B50, L70).

W = Wet location ■ ■ = ENERGY STAR® qualified ■ = Title 20 compliant

CorePro LED lamps

CorePro S14 & A15 lamps



A

B

C

Ordering, electrical and technical data (Subject to change without notice)



	Product Number	Model Number	Description	Volts (V)	Watts (W)	Base	CRI (min)	CCT (K)	Life ¹ (hrs)	Lumens (lm)	Material	Finish	Legend
CorePro - S14 - 10W equivalent lamps (non-dimming)													
W ■	575209	929003082704	1S14/VIN/827/CL/G/E26/ND 1CT	110-130	1	E26	80	2700	15,000	60	Glass	Clear	A
CorePro - A15 - 25W equivalent lamps (dimming)													
W ■	556555	929002260203	3.3A15/VIN/820/E26/CL/GL/DIM 4/FBHT20	120	3.3	E26	90	2200	15,000	200	Glass	Amber	B
CorePro - A15 - 40W equivalent lamps (dimming)													
W ■ ■	548305	929002209004	5A15/PER/950/CL/G/E26/DIM 1FB T20	120	5	E26	90	5000	15,000	450	Glass	Clear	C

1. Tested to B50 L70 requirement. LED lifetime means the length of time (in hours) until half of the LED light sources maintain at least 70% of their initial lumen output (B50, L70).

W = Wet location ■ = ENERGY STAR® qualified ■ = Title 20 compliant ■ = Not regulated by Title 20

CorePro G16.5 lamps



A

B

Ordering, electrical and technical data (Subject to change without notice)



	Product Number	Model Number	Description	Volts (V)	Watts (W)	Base	CRI (min)	CCT (K)	Life ¹ (hrs)	Lumens (lm)	Material	Finish	Legend
CorePro - G16.5 - 25W equivalent lamps (dimming)													
W ■	537597	929001951353	4.5G16.5/VIN/820/E12/CL/GL/DIM 4/BC T20	120	4.5	E12	80	2000	15,000	300	Glass	Amber	A
W ■	543157	929002001403	3G16.5/MOD/840/E12/CL/GL/DIM 4/BC	120	3	E12	80	4000	15,000	100	Glass	Smokey	B

1. Tested to B50 L70 requirement. LED lifetime means the length of time (in hours) until half of the LED light sources maintain at least 70% of their initial lumen output (B50, L70).

W = Wet location ■ = Not regulated by Title 20

MasterClass LED candles

Philips LED dimmable candles and decorative lamps incorporate a revolutionary new shaped prism that allows the optics to radiate brilliant, clear and sparkling white LED light. The light quality provides consistent color from every angle – even when dimmed in the most intimate of light levels.

Product features:

- Lowers maintenance costs by reducing re-lamp frequency
- Contains no mercury
- Up to 90 CRI options available

MasterClass candles



Ordering, electrical and technical data (Subject to change without notice)

	Product Number	Model Number	Description	Volts (V)	Watts (W)	Base	CRI (min)	CCT (K)	Life ¹ (hrs)	Lumens (lm)	Material	Finish	Legend
MasterClass candles - 25W equivalent lamps (dimming)													
W ■ ■	549329	929002204404	2B11/PER/927-922/CL/G/E12/WGX1FB T20	120	2	E12	90	2700-2200	15,000	180	Glass	Clear	A
W ■ ■	549246	929002204304	2BA11/PER/927-922/CL/G/E12/WGX1FB T20	120	2	E12	90	2700-2200	15,000	180	Glass	Clear	B
MasterClass candles - 40W equivalent lamps (dimming)													
W ■ ■	549568	929001969404	3.3B11/PER/927-922/CL/G/E12/WGX1FB T20	120	3.3	E12	90	2700-2200	15,000	300	Glass	Clear	A
W ■ ■	549584	929002047204	3.3B11/PER/927-922/CL/G/E26/WGX1FB T20	120	3.3	E26	90	2700-2200	15,000	300	Glass	Clear	C
W ■ ■	549543	929001969204	3.3BA11/PER/927-922/CL/G/E12/WGX1FB T20	120	3.3	E12	90	2700-2200	15,000	300	Glass	Clear	B
W ■ ■	549550	929001969304	3.3BA11/PER/927-922/CL/G/E26/WGX1FB T20	120	3.3	E26	90	2700-2200	15,000	300	Glass	Clear	D
MasterClass candles - 60W equivalent lamps (dimming)													
W ■ ■	549337	929002204504	5.5B11/PER/927-922/CL/G/E12/WGX1FB T20	120	5.5	E12	90	2700-2200	15,000	500	Glass	Clear	A
W ■ ■	549345	929002204604	5.5B11/PER/927-922/CL/G/E26/WGX1FB T20	120	5.5	E26	90	2700-2200	15,000	500	Glass	Clear	C
W ■ ■	550250	929002051304	5.5BA11/PER/927-922/CL/G/E12/WGX1FB T20	120	5.5	E12	90	2700-2200	15,000	500	Glass	Clear	B
W ■ ■	549576	929001970104	5.5BA11/PER/927-922/CL/G/E26/WGX1FB T20	120	5.5	E26	90	2700-2200	15,000	500	Glass	Clear	D
W ■ ■	575167	929002990804	5BA11/PER/CRI95WG/FR/G/E12/WGD1CT	120	5	E12	95	2700-2200	15,000	500	Glass	Frosted	E
W ■ ■	575183	929003082404	5BA11/PER/CRI95WG/FR/G/E26/WGD1CT	120	5	E26	95	2700-2200	15,000	500	Glass	Frosted	F
W ■ ■	575191	929003082504	5B11/PER/CRI95WG/FR/G/E12/WGD1CT	120	5	E12	95	2700-2200	15,000	500	Glass	Frosted	G
W ■ ■	575175	929003094904	5B11/PER/CRI95WG/FR/G/E26/WGD1CT	120	5	E26	95	2700-2200	15,000	500	Glass	Frosted	H
W ■ ■	547959	929002091503	5.5F15/PER/927-922/CL/G/E26/WGX1BC	120	5.5	E26	90	2700-2200	15,000	500	Glass	Clear	I
MasterClass candles - 75W equivalent lamps (dimming)													
W ■ ■	557462	929002295604	6.6BA11/PER/927-922/CL/G/E26/WGX T20	120	6.6	E26	90	2700-2200	15,000	600	Glass	Clear	J
W ■ ■	557470	929002295704	6.6BA11/PER/927-922/CL/G/E12/WGX T20	120	6.6	E12	90	2700-2200	15,000	600	Glass	Clear	K

1. Tested to B50 L70 requirement. LED lifetime means the length of time (in hours) until half of the LED light sources maintain at least 70% of their initial lumen output (B50, L70).

W = Wet location ■ = ENERGY STAR® qualified ■ = Title 20 compliant


CorePro LED candles

CorePro LED candles and decorative lamps are ideal for locations that need the little bit of sparkle.

Product features:

- Huge energy savings when compared to incandescent

CorePro candles



Ordering, electrical and technical data (Subject to change without notice)

	Product Number	Model Number	Description	Volts (V)	Watts (W)	Base	CRI (min)	CCT (K)	Life ¹ (hrs)	Lumens (lm)	Material	Finish	Legend
CorePro candles - 15W equivalent lamps (dimming)													
W	543173	929002001203	3BA11/MOD/840/E12/CL/GL/DIM 8/1BC	120	3	E12	80	4000	15,000	100	Glass	Smokey	A
CorePro candles - 40W equivalent lamps (dimming)													
W	556852	929001951433	4.5B11/VIN/820/E12/CL/GL/DIM FBH T20	120	4.5	E12	80	2000	15,000	300	Glass	Amber	B
W	556845	929001951133	4.5BA11/VIN/820/E12/CL/GL/DIM 4/FBHT20	120	4.5	E12	80	2000	15,000	300	Glass	Amber	C
W	549147	929002205904	3.3B11/PER/950/CL/G/E12/DIM 1FBT20	120	3.3	E12	90	5000	15,000	300	Glass	Clear	D
W	549154	929002206004	3.3B11/PER/950/CL/G/E26/DIM 1FBT20	120	3.3	E26	90	5000	15,000	300	Glass	Clear	E
W	549121	929002205704	3.3BA11/PER/950/CL/G/E12/DIM 1FB T20	120	3.3	E12	90	5000	15,000	300	Glass	Clear	F
W	549139	929002205804	3.3BA11/PER/950/CL/G/E26/DIM 1FB T20	120	3.3	E26	90	5000	15,000	300	Glass	Clear	G
CorePro candles - 60W equivalent lamps (dimming)													
W	549410	929002206304	5.5B11/PER/950/CL/G/E12/DIM 1FBT20	120	5.5	E12	90	5000	15,000	500	Glass	Clear	H
CorePro candles - 75W equivalent lamps (dimming)													
W	557488	929002295804	6.6BA11/PER/950/CL/G/E26/DIM 1FB T20	120	6.6	E26	90	5000	15,000	600	Glass	Clear	I
W	557496	929002295904	6.6BA11/PER/950/CL/G/E12/DIM 1FB T20	120	6.6	E26	90	5000	15,000	600	Glass	Clear	J

1. Tested to B50 L70 requirement. LED lifetime means the length of time (in hours) until half of the LED light sources maintain at least 70% of their initial lumen output (B50, L70).

W = Wet location ■ = ENERGY STAR® qualified ■ = Title 20 compliant ■ = Not regulated by Title 20

MasterClass LED globes


Philips LED G25 globes are designed to radiate a brilliant light. Filament models offers a light quality that provides consistency in color from any angle.

Perfect for vanities, pendant and other decorative locations.

Product features:

- Lowers maintenance costs by reducing re-lamp frequency
- Contains no mercury
- Up to 90 CRI options available

MasterClass G25 globes



Ordering, electrical and technical data (Subject to change without notice)

	Product Number	Model Number	Description	Volts (V)	Watts (W)	Base	CRI (min)	CCT (K)	Life ¹ (hrs)	Lumens (lm)	Material	Finish	Legend
MasterClass globes - G25 - 25W equivalent lamps (dimming)													
W ■	549352	929002204704	2.7G25/PER/927-922/CL/G/E26/WGX1FB T20	120	2.7	E26	90	2700-2200	15,000	250	Glass	Clear	A
W ■	549360	929002208004	2.7G25/PER/927-922/FR/G/E26/WGX1FB T20	120	2.7	E26	90	2700-2200	15,000	250	Glass	Frosted	B
MasterClass globes - G25 - 40W equivalent lamps (dimming)													
W ■	549501	929001969704	3.8G25/PER/927-922/CL/G/E26/WGX1FB T20	120	3.8	E26	90	2700-2200	15,000	350	Glass	Clear	A
W ■	549527	929001969904	3.8G25/PER/927-922/FR/G/E26/WGX1FB T20	120	3.8	E26	90	2700-2200	15,000	350	Glass	Frosted	B
MasterClass globes - G25 - 60W equivalent lamps (dimming)													
W ■	549519	929001969804	5.5G25/PER/927-922/CL/G/E26/WGX1FB T20	120	5.5	E26	90	2700-2200	15,000	500	Glass	Clear	C
W ■	549535	929001970004	5.5G25/PER/927-922/FR/G/E26/WGX1FB T20	120	5.5	E26	90	2700-2200	15,000	500	Glass	Frosted	B

1. Tested to B50 L70 requirement. LED lifetime means the length of time (in hours) until half of the LED light sources maintain at least 70% of their initial lumen output (B50, L70).

W = Wet location ■ = ENERGY STAR® qualified ■ = Title 20 compliant




CorePro LED globes

CorePro LED decorative lamps are ideal for locations that need the little bit of sparkle.

Product features:

- Huge energy savings when compared to incandescent

CorePro G25 globes



Ordering, electrical and technical data (Subject to change without notice)



	Product Number	Model Number	Description	Volts (V)	Watts (W)	Base	CRI (min)	CCT (K)	Life ¹ (hrs)	Lumens (lm)	Material	Finish	Legend
CorePro globes - G25 - 25W equivalent lamps (dimming)													
W	543124	929002000803	4G25/MOD/840/E26/CL/GL/DIM 4/1BC	120	4	E26	80	4000	15,000	150	Glass	Smokey	A
CorePro globes - G25 - 40W equivalent lamps (dimming)													
W	556811	929001951233	4.5G25/VIN/820/E26/CL/GL/DIM 4/FBH T20	120	4.5	E26	80	2000	15,000	300	Glass	Amber	B
W	549188	929002206704	3.8G25/PER/950/CL/G/E26/DIM 1FBT20	120	3.8	E26	90	5000	15,000	350	Glass	Clear	C
W	549204	929002206904	3.8G25/PER/950/FR/G/E26/DIM 1FBT20	120	3.8	E26	90	5000	15,000	350	Glass	Frosted	D
CorePro globes - G25 - 60W equivalent lamps (dimming)													
W	549212	929002207004	5.5G25/PER/950/FR/G/E26/DIM 1FBT20	120	5.5	E26	90	5000	15,000	500	Glass	Frosted	D

1. Tested to B50 L70 requirement. LED lifetime means the length of time (in hours) until half of the LED light sources maintain at least 70% of their initial lumen output (B50, L70).

W = Wet location ■ = ENERGY STAR® qualified ■ = Title 20 compliant ■ = Not regulated by Title 20



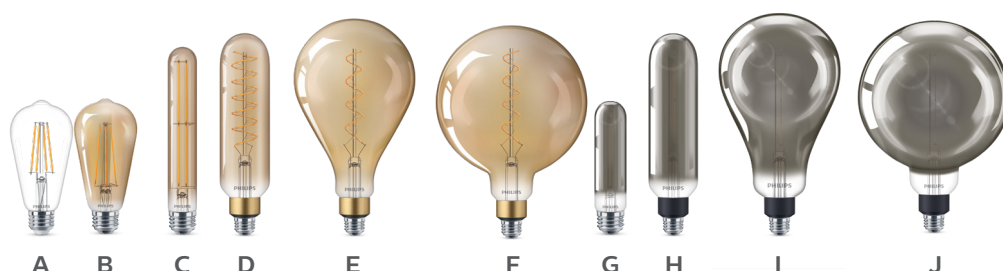
MasterClass LED designer decorative lamps

Philips designer decorative LED lamps transform your facility with a perfect blend of warm white light or a modern, cool lighting experience. With very long lifetime, up to 90% energy savings, this lamp as a fixture approach, will also evenly distribute light with trendy and stylish charm for a welcoming space.

Product features:

- Long lifetime that reduces the need for replacement
- Easy replacement of classic conventional lamp with the added value of a fixture
- Perfect fit and high quality finishing
- Increased energy savings when compared to traditional incandescent lamps

MasterClass designer decorative lamps



Ordering, electrical and technical data (Subject to change without notice)



	Product Number	Model Number	Description	Volts (V)	Watts (W)	Base	CRI (min)	CCT (K)	Life ¹ (hrs)	Lumens (lm)	Material	Finish	Legend
MasterClass - Designer decorative lamps													
W ■	556530	929002296003	8ST19/PER/927-922/CL/G/E26/WGX PF T20	120	8	E26	90	2700-2200	15,000	800	Glass	Clear	A
W ■	556548	929002296103	8.8ST19/PER/950/CL/G/E26/DIM 1PF T20	120	8.8	E26	90	5000	15000	800	Glass	Clear	A
W ■	556803	929001951033	5ST19/VIN/820/E26/CL/GL/DIM 4/1FBH T20	120	5	E26	80	2000	15000	350	Glass	Amber	B
W ■	556837	929001951533	4.5T10/VIN/820/E26/CL/GL/DIM 4/1FBH T20	120	4.5	E26	80	2000	15000	300	Glass	Amber	C
W ■	536284	929001936503	7.5T20/VIN/820/CL/G/DIM 2/1CT	120	7.5	E26	80	2000	15000	400	Glass	Amber	D
W ■	536276	929001936403	7.5A50/VIN/820/CL/G/DIM 2/1CT	120	7.5	E26	80	2000	15000	400	Glass	Amber	E
W ■	536268	929001936303	7.5G63/VIN/820/CL/G/DIM 2/1CT	120	7.5	E26	80	2000	15000	400	Glass	Amber	F
W ■	543132	929002000903	4T10/MOD/840/E26/CL/GL/DIM 4/1BC	120	4	E26	80	4000	15000	150	Glass	Smokey	G
W ■	536318	929001936803	7.5T20/modern/840/CL/G/DIM 2/1CT	120	7.5	E26	80	4000	15000	250	Glass	Smokey	H
W ■	536300	929001936703	7.5A50/modern/840/CL/G/DIM 2/1CT	120	7.5	E26	80	4000	15000	250	Glass	Smokey	I
W ■	536292	929001936603	7.5G63/modern/840/CL/G/DIM 2/1CT	120	7.5	E26	80	4000	15000	250	Glass	Smokey	J

1. Tested to B50 L70 requirement. LED lifetime means the length of time (in hours) until half of the LED light sources maintain at least 70% of their initial lumen output (B50, L70).

W = Wet location ■ = ENERGY STAR® qualified ■ = Title 20 compliant ■ = Not regulated by Title 20

MasterClass LED specialty lamps

MasterClass LED specialties deliver a high quality light to make themselves a true replacement of halogen specialty lamps and are a smart alternative to standard incandescent. Their unique lamp design provides form factors to fit standard applications. Lamps in this portfolio fit a variety of applications from task lighting in hotel and restaurants, landscape lighting and ideal for decorative and ambient applications and more. LED Specialty products deliver huge energy savings and minimize maintenance costs, without any compromise on light quality.

Product features:

- Long lifetime that reduces the need for replacement
- Easy replacement of classic conventional lamps
- Perfect fit and high quality finishing
- Increased energy savings when compared to traditional incandescent replaced by halogen

MasterClass specialty lamps



Ordering, electrical and technical data (Subject to change without notice)



	Product Number	Model Number	Description	Volts (V)	Watts (W)	Repl. Watts (W)	Bulb	Base	CRI (min)	CCT (K)	Life ¹ (hrs)	Lumens (lm)	Dimming	Legend
MasterClass - Specialty lamps														
D	477166	929001844003	1T3/LED/830/G4/ND/12V 6/1BC	12	1	10	T3	G4	80	3000	15,000	100	N	A
D	477174	929001844203	2T3/LED/830/G4/ND 12V 6/1BC	12	2	20	T3	G4	80	3000	15,000	200	N	B
D	477240	929001844425	2T3/PER/830/ND/GY6.35/12V 6/1BC	12	2	20	T3	GY6.35	80	3000	15,000	200	N	C
D	465138	929001266825	3T3/PER/830/ND/G9/120V 6/1BC	120	3	25	T3	G9	80	3000	15,000	250	N	D
D	534263	929001840835	3.6T3/PER/830/ND/G9/120V 6/1BC	120	3.6	40	T3	G9	80	3000	15,000	370	N	E
D	533455	929002389596	1.2T5/SPC/830/ND/12V/Wedge/BC/2PK 6/2	12	1.2	7	T5	Wedge	80	3000	15,000	120	N	F
D	475418	929002389636	2T5/LED/830/ND/12V 6/2BC	12	2	18	T5	Wedge	80	3000	15,000	200	N	G
D	471946	929001357525	7.5R7S/PER/830/ND/120V 4/1BC	120	7.5	100	T3	Double end R7	80	3000	15,000	800	N	H
D	471952	929001373325	14R7S/PER/830/ND/120V 4/1BC	120	14	200	T3	Double end R7	80	3000	15,000	1500	N	I
D	462977	929001224603	BC0.5C7/LED/827/E12/ND 120V 2pk	120	0.5	7	C7	E12	80	2700	15,000	30	N	J

1. Tested to B50 L70 requirement. LED lifetime means the length of time (in hours) until half of the LED light sources maintain at least 70% of their initial lumen output (B50, L70).

D = Damp location E = Suitable for enclosed fixtures ■ = Title 20 compliant



Smart LED lamps

Philips MasterConnect PAR lamps bring truly wireless technology to LED Lamps. These lamps work with Signify's Interact Pro system (www.interact-lighting.com) and together with a gateway and optional switches and sensors seamlessly bring lighting into the Internet-of-Things (IoT) age. MasterConnect PAR lamps are some of a plethora of light sources that can connect to the Interact Pro system, making it the most versatile, wireless system in the world.



Visit philips.com/ledlamps for the latest LED lamp data and literature

MasterConnect PARs



PAR Features & Benefits

- Perfect fit design to retrofit halogen lamps
- Flicker-free operation¹
- 90% energy savings compared with halogen lamps²
- Long lifetime³ of up to 25,000 hrs
- Perfect for office, hospitality, restaurant, and retail

MasterConnect PAR



interact
ready.



Ordering, electrical and technical data (Subject to change without notice)

Product Number	Model Number	Description	Watts (W)	Base	CRI (min)	CCT (K)	Life ³ (hrs)	Lumens (lm)	Material	UL type	DLC ID (Type A) ⁴	Case Qty	Pallet Qty
MasterClass PAR30L/S 75W equivalent lamps (dimming)													
■ 553602	9290022541	8PAR30L/MC/930/F25/1A/120V 6/1FB	8	E26	90	3000	25,000	850	25°	Yes	120	6	768
■ 553636	9290022544	8PAR30L/MC/930/F40/1A/120V 6/1FB	8	E26	90	3000	25,000	850	40°	Yes	120	6	768
■ 553669	9290022547	8PAR30S/MC/930/F25/1A/120V 6/1FB	8	E26	90	3000	25,000	850	25°	Yes	120	6	960
■ 553693	9290022550	8PAR30S/MC/930/F40/1A/120V 6/1FB	8	E26	90	3000	25,000	850	40°	Yes	120	6	960
MasterClass PAR38 120W equivalent lamps (dimming)													
■ 555789	9290022768	13PAR38/MC/930/F25/1A/120V 6/1FB	13	E26	90	3000	25,000	1200	25°	Yes	120	6	420
■ 555813	9290022771	13PAR38/MC/930/F40/1A/120V 6/1FB	13	E26	90	3000	25,000	1200	40°	Yes	120	6	420

1. No visible flicker = Pst < 1.0, No stroboscopic effect = SVM < 1.0, Philips MasterConnect TLED measures for Pst and SVM fall below 1.0

2. Savings based on published articles and Signify internal study. Total solution means utilizing all available control strategies such as occupancy sensing, daylight harvesting, high-end trim, scheduling, personal control, demand response, etc. All savings are compared with non-controlled LED lighting system. Actual savings may vary depending on the application and usage.

3. Tested to B50 L70 requirement. LED lifetime means the length of time (in hours) until half of the LED light sources maintain at least 70% of their initial lumen output (B50, L70).

4. Lamp may also be DLC certified as a Type C system. Search DLC by model number QPL for more information.

■ = Title 24 (JA8) comp.



© 2021 Signify Holding. All rights reserved. The information provided herein is subject to change, without notice. Signify does not give any representation or warranty as to the accuracy or completeness of the information included herein and shall not be liable for any action in reliance thereon. The information presented in this document is not intended as any commercial offer and does not form part of any quotation or contract, unless otherwise agreed by Signify.

PLt-1443BR 04/22 philips.com/LEDlamps

Signify North America Corporation
400 Crossing Blvd, Suite 600
Bridgewater, NJ 08807
Telephone: 855-486-2216

Signify Canada Ltd.
281 Hillmount Road,
Markham, ON, Canada L6C 2S3
Telephone: 800-668-9008

Philips and the Philips Shield Emblem are registered trademarks of Koninklijke Philips N.V. All other trademarks are owned by Signify Holding or their respective owners.