

# BrightSites

by Signify

## BrightSites T-Series "FPL" Pole

Signify's BrightSites "FPL" Telecom Pole enables broadband deployments to be accomplished in an aesthetically pleasing manner.

The integrated pole conceals wireless network equipment, such as cables and radios, in an attractive design to closely match existing infrastructure. BrightSites FPL poles come in a range of colors, heights, and configurations. When combined with Signify's innovative LED luminaires and controls, the BrightSites' poles are best in-class technologies, allowing for a reduction in energy cost, promoting safer environments and are the infrastructure of the future.

The pole is rated to work in extreme wind conditions up to 175mph and approved by FPL Utility.

### Base

Structural steel base, hot-dip galvanized for corrosion resistance in outdoor environment. Base conceals internal components such as fiber termination box, AC disconnect box and meter base. Access to internal devices are secured by keyed lock and tamper-resistance fasteners.

**Mid Pole** - Mid-pole houses bulkhead connectors, RF cables and Luminaire power wiring. Mid-pole provides Luminaire mounting connection for single or twin mount arms. Mount arms are available up to 12ft length. The pole could also accommodate 18" pedestrian arm

**5G mmWave** - The pole can accommodate up to 2 x 5G mmWave radios below roadway arms

**Cannister Antenna and Small cell radios** - A wide range of cannister antennas and small cell radios could be mounted inside top shroud or base.

## T-Series

### FPL



# FPL – Configuration Sheet

## Ordering Guide: Telecom Pole

example: T5101-30-Y-1-Y-U-Y-B

Telecom Series	Luminaire Height (ft)	Pedestrian Arm 18"	# of 5G mmWave section <sup>2</sup>	4G High power Shroud	Pole topper	Meter Base	Finish
<input type="checkbox"/> T5101 Structural Package	<input type="checkbox"/> 30 30ft	<input type="checkbox"/> Y Yes	<input type="checkbox"/> 1 One	<input type="checkbox"/> Y Yes	<input type="checkbox"/> U Universal	<input type="checkbox"/> Y Yes	<input type="checkbox"/> B Black
	<input type="checkbox"/> 35 35ft <sup>1</sup>	<input type="checkbox"/> N No	<input type="checkbox"/> 2 Two <sup>3</sup>	<input type="checkbox"/> N No	<input type="checkbox"/> N None	<input type="checkbox"/> N No	<input type="checkbox"/> G Light Gray
			<input type="checkbox"/> N None				

## Ordering Guide: Roadway Arm

example: A-T

Roadway Arm Type	Roadway Arm Quantity
<input type="checkbox"/> A Arm A: 6'-0" / Black	<input type="checkbox"/> S Single
<input type="checkbox"/> B Arm B: 6'-0" / Light Gray	<input type="checkbox"/> T Twin
<input type="checkbox"/> C Arm C: 8'-0" / Light Gray	
<input type="checkbox"/> D Arm D: 8'-0" / Black	
<input type="checkbox"/> E Arm E: 10'-0" / Light Gray	
<input type="checkbox"/> F Arm F: 10'-0" / Black	
<input type="checkbox"/> G Arm G: 12'-0" / Light Gray	
<input type="checkbox"/> H Arm H: 12'-0" - Hi-Rise / Light Gray	

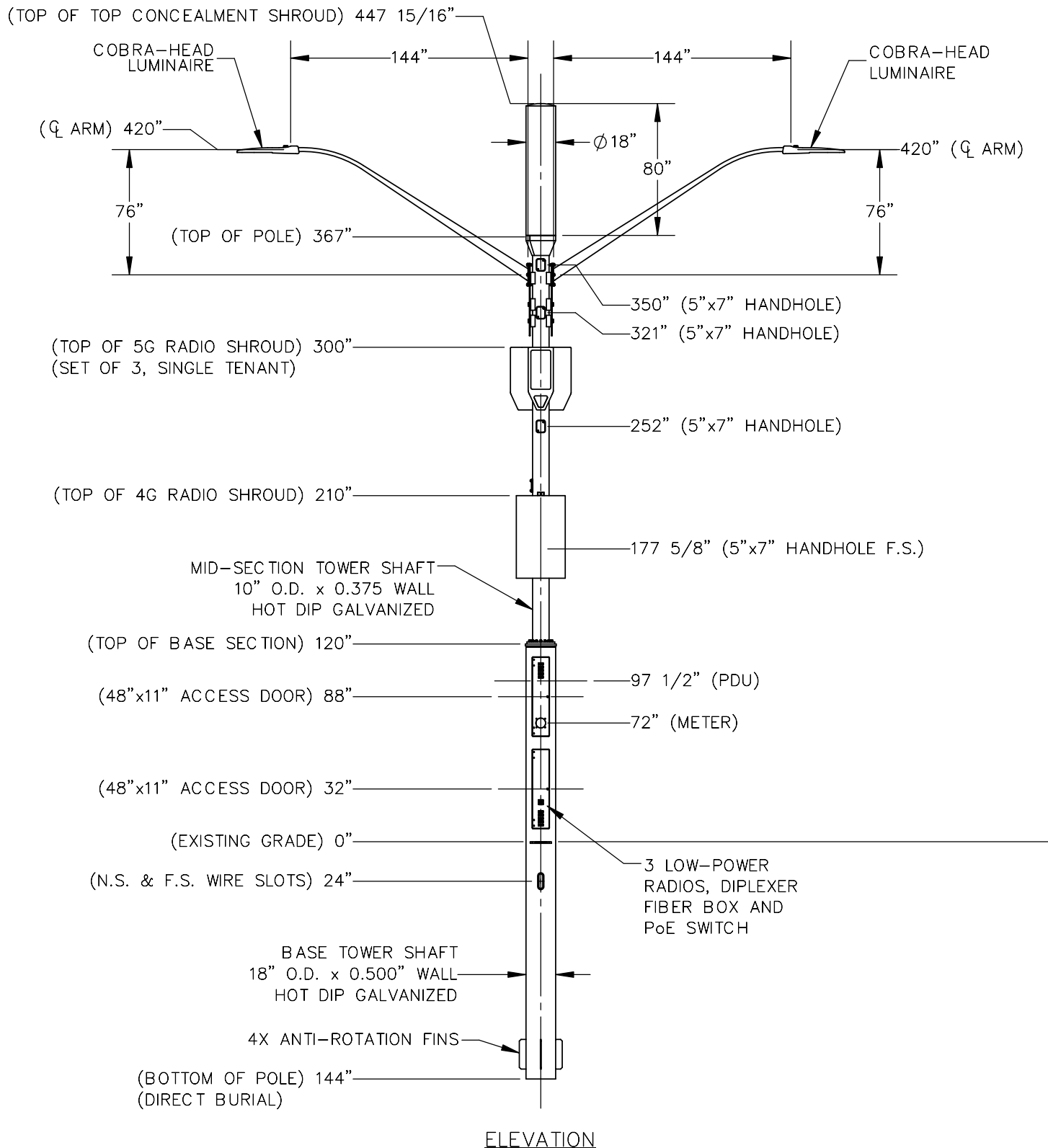


### Footnotes:

1. 35ft only possible with hi-rise arm - Arm H
2. Each 5G mmWave section could accommodate up to 3 x 5G mmWave radios.
3. Two section option is only available in 35ft height configuration

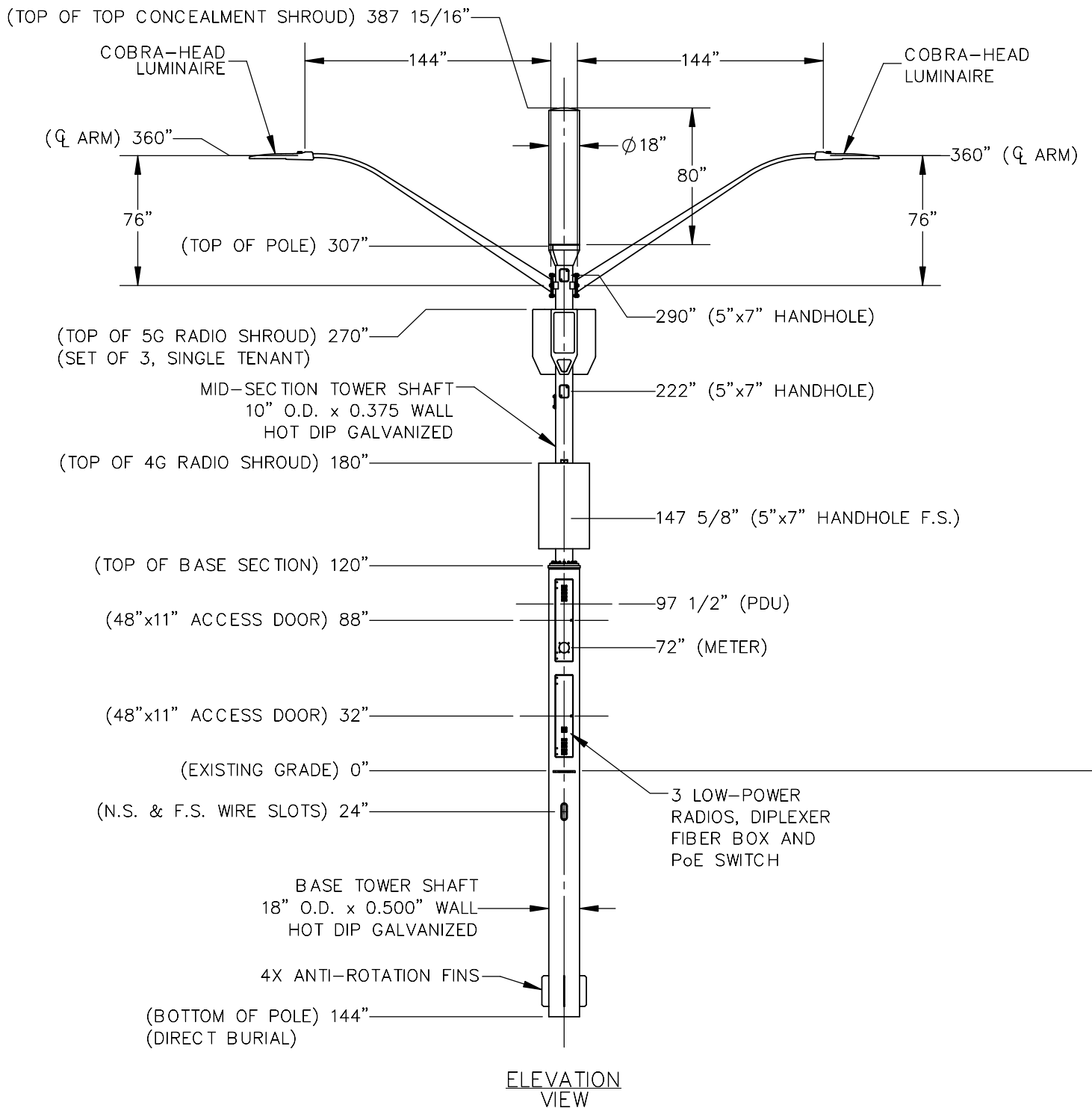
# FPL – Drawings

## Luminaire Height 35'



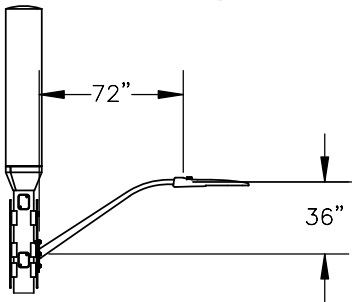
# FPL – Drawings

## Luminaire Height 30'

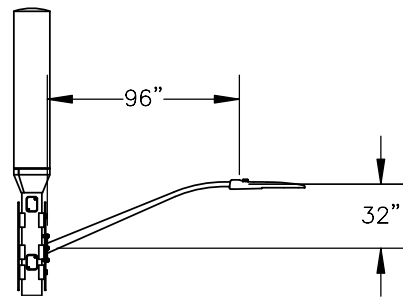


# FPL - Roadway Arms

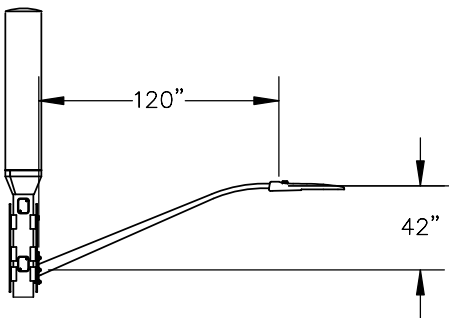
Arm A & B  
6'



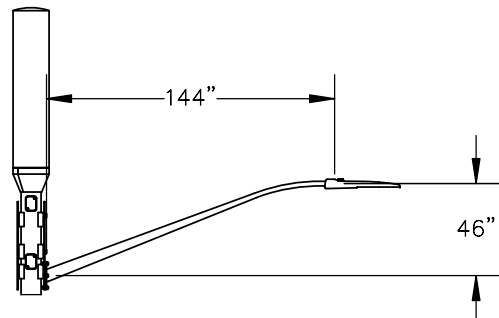
Arm C & D  
8'



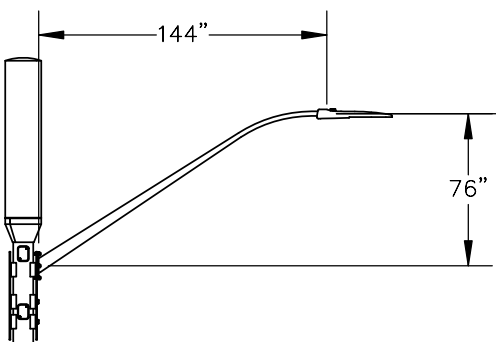
Arm E & F  
10'



Arm G  
12'



Arm H  
12' Hi-Rise





© 2019 Signify Holding. All rights reserved. This document may be subjected to change. No representation or warranty as to the accuracy or completeness of the information included herein is given and any liability for any action in reliance thereon is disclaimed. All trademarks are owned by Signify Holding or their respective owners.

Signify North America Corporation  
200 Franklin Square Drive,  
Somerset, NJ 08873  
Telephone 855-486-2216

[www.signify.com](http://www.signify.com)