




# MultiOne

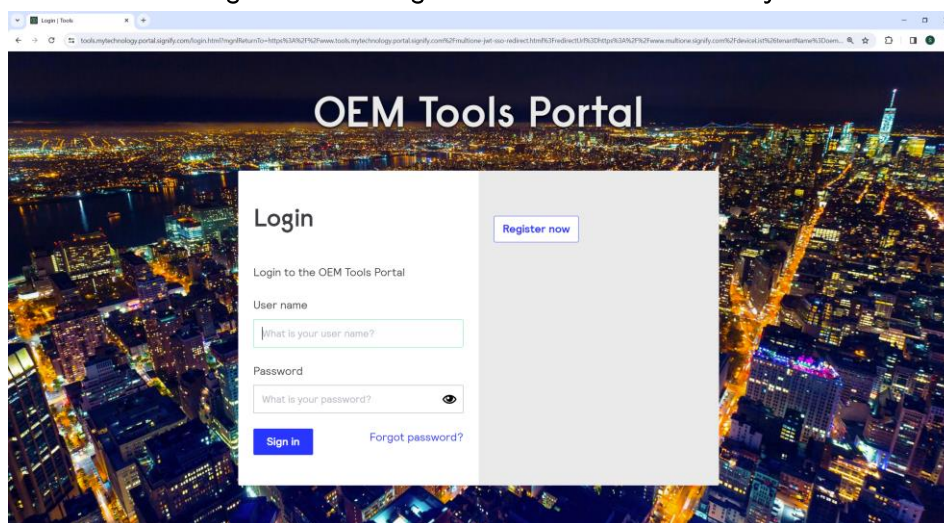
by  **signify**

## MultiOne Web – Login Instructions

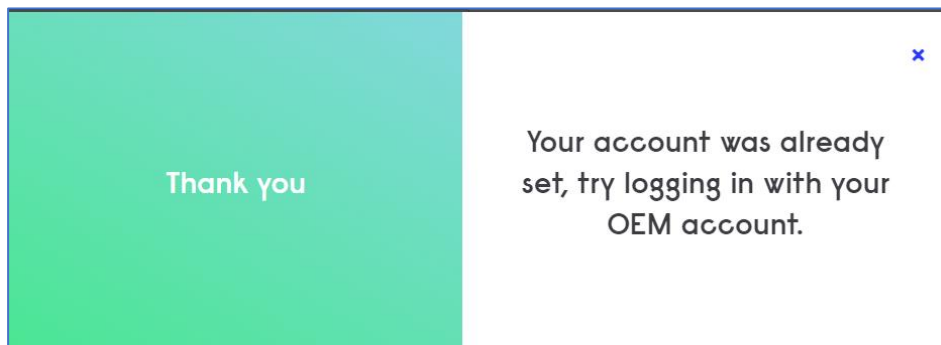
### ➤ For My Technology Portal Users

[My Technology Portal EMEA \(signify.com\)](https://signify.com/MyTechnologyPortal/EMEA)

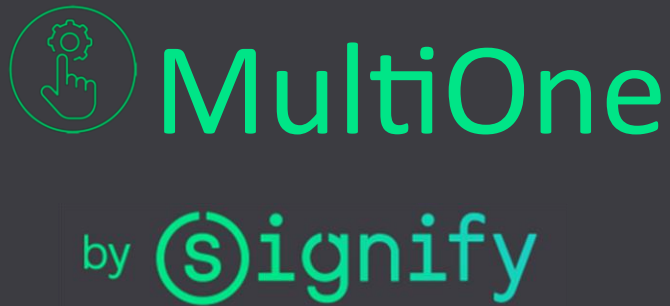
1. Enter the website [www.multione.signify.com](https://www.multione.signify.com).
2. Click “Login/Register”.
3. If you have an existing My TP account, please reregister by clicking “Register Now” button to gain access rights. You need to do it only one time.



4. Upon registration, you will be shown a message as below.



5. Once you have read the message, use the link [MultiOne \(signify.com\)](https://signify.com/MultiOne) and your My TP credentials to login to MultiOne Web.



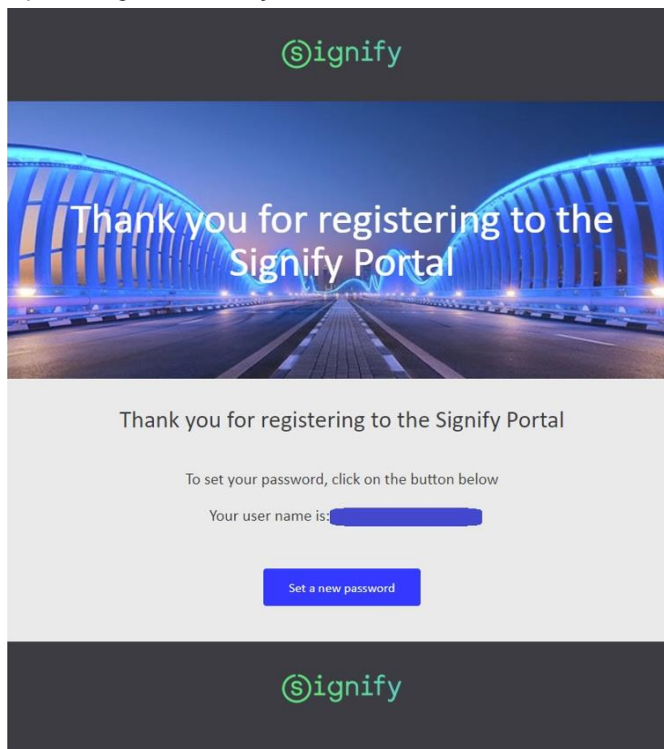
## MultiOne Web – Login Instructions

### ➤ For OEM Tools Portal Users

[Tools \(signify.com\)](https://tools.signify.com)

Enter the website [MultiOne \(signify.com\)](https://MultiOne.signify.com)

1. Click “Login/Register”
2. If you are a first-time user without an OEM tools portal account, you must register to gain access rights. Please use “Register Now” button.
3. Upon registration, you will receive an email confirmation.



4. If you are an existing OEM tools portal user, you can directly log in without registration. Based on your credentials, access rights will be provided automatically.