

Project: \_\_\_\_\_  
 Location: \_\_\_\_\_  
 Cat.No: \_\_\_\_\_  
 Type: \_\_\_\_\_  
 Lamps: \_\_\_\_\_ Qty: \_\_\_\_\_  
 Notes: \_\_\_\_\_

#### Ordering Information

Catalog No.	Finishes	Track Mountings	Lamps
9173BWH	Matte White	All Lytespan	MR16
9173BBK	Matte Black	Track Systems	50W Max.

#### Features

- Housing:** Aluminum.
- Socket:** Bi-pin base ceramic socket wired with No. 18 stranded Teflon leads with fiberglass outer sleeve.
- Transformer:** Electronic low voltage transformer with integral radio frequency interference filter and anti-crossover circuit for increased reliability; housed in extruded aluminum.
- Track Attachment Fitting:** Molded polycarbonate, rotates into track and locks on with push tab; integral polarity key guard.
- Push Tab:** Locks and detaches unit from track.
- Brass Contact:** Extends up for connection to second circuit when used with Advent® Lytespan track.
- Tension Pivot Mounts:** Steel. Allows for 180° horizontal rotation and 180° vertical rotation.
- Lamp Guard:** Tempered glass; can be substituted with 2" filter.
- Spring:** Steel spring holds lamp tight inside housing.

#### Electrical/Dimming

**Dimming controls:** Use only dimmers specifically designed for use with electronic transformers, like Lightolier Sunrise™ and Neptune Momentum QE™ series. Low voltage fixtures may produce audible sound when used with dimmers, which may be objectionable in acoustically critical areas.

#### Labels

UL

Light to go

Compatible configurations

Luminaire

9173BWH

# 9173B Miniforms

## Cylinder MR16

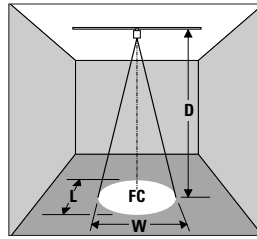
### Lighting Data

#### Aiming Angle:

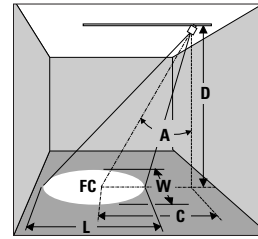
- L** Beam length
- W** Beam width
- C** Distance to center of beam
- D** Distance
- A** Aiming angle
- FC** Footcandles

**L** and **W** are the outer points where the candlepower drops to 50% of the maximum. **FC** are the initial footcandles at the center of the beam.

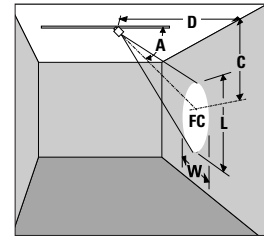
0°



30° 45° or 60° Horizontal



30° 45° or 60° Vertical



### Lamp

0° Aiming Angle

A = 30° Aiming Angle

A = 45° Aiming Angle

A = 60° Aiming Angle

Lamp	Beam Spread 50% Max CP	Beam Center C.P. Candelas	Rated Life-Hrs	0° Aiming Angle					A = 30° Aiming Angle					A = 45° Aiming Angle					A = 60° Aiming Angle				
				D	FC	L	W	D	C	FC	L	W	D	C	FC	L	W	D	C	FC	L	W	
20W MR16 (T-H) VNSP (EXZ)	7°	8200	3000	7'	167	0.9'	0.9'	6'	3.5'	148	1.0'	0.8'	4'	4.0'	181	1.0'	0.7'	2'	3.5'	256	1.0'	0.5'	
				10'	82	1.2'	1.2'	9'	5.2'	68	1.5'	1.3'	6'	6.0'	81	1.5'	1.0'	3'	5.2'	114	1.5'	0.7'	
				13'	49	1.6'	1.6'	12'	6.9'	37	2.0'	1.7'	8'	8.0'	45	2.0'	1.4'	4'	6.9'	64	2.0'	1.0'	
				16'	32	2.0'	2.0'	15'	8.7'	24	2.4'	2.1'	10'	10.0'	29	2.5'	1.7'	5'	8.7'	41	2.5'	1.2'	
20W MR16 (T-H) NSP (ESX)	13°	3600	3000	6'	100	1.4'	1.4'	5'	2.9'	94	1.5'	1.3'	3'	3.0'	141	1.4'	1.0'	2'	3.5'	113	1.9'	0.9'	
				8'	56	1.8'	1.8'	7'	4.0'	48	2.1'	1.8'	5'	5.0'	51	2.3'	1.6'	3'	5.2'	50	2.8'	1.4'	
				10'	36	2.3'	2.3'	9'	5.2'	29	2.7'	2.4'	7'	7.0'	26	3.2'	2.3'	4'	6.9'	28	3.8'	1.8'	
				12'	25	2.7'	2.7'	11'	6.4'	19	3.4'	2.9'	9'	9.0'	16	4.2'	2.9'	5'	8.7'	18	4.7'	2.3'	
20W MR16 (T-H) FL (BAB)	40°	525	4000	2'	131	1.5'	1.5'	2'	1.2'	85	2.0'	1.7'	2'	2.0'	46	3.4'	2.1'	1'	1.7'	66	4.8'	1.5'	
				3'	58	2.2'	2.2'	3'	1.7'	38	3.0'	2.5'	3'	3.0'	21	5.0'	3.1'	2'	3.5	16	8.7'	2.9'	
				4'	33	2.9'	2.9'	4'	2.3'	21	4.1'	3.4'	4'	4.0'	12	6.7'	4.1'	3'	5.2'	7	14.5'	4.4'	
				5'	21	3.6'	3.6'	5'	2.9'	14	5.1'	4.2'	5'	5.0'	7	8.4'	5.1'	4'	6.9'	4	19.3'	5.8'	
35W MR16 (T-H) NSP (FRB)	12°	6700	4000	7'	178	1.5'	1.5'	6'	3.5'	157	1.7'	1.5'	4'	4.0'	192	1.7'	1.2'	2'	3.5'	272	1.7'	0.8'	
				10'	87	2.1'	2.1'	9'	5.2'	70	2.5'	2.2'	6'	6.0'	85	2.6'	1.8'	3'	5.2'	121	2.6'	1.3'	
				13'	51	2.7'	2.7'	12'	6.9'	39	3.4'	2.9'	8'	8.0'	48	3.4'	2.4'	4'	6.9'	68	3.5'	1.7'	
				16'	34	3.4'	3.4'	15'	8.7'	25	4.2'	3.6'	10'	10.0'	31	4.3'	3.0'	5'	8.7'	44	4.3'	2.1'	
35W MR16 (T-H) SP (FRA)	20°	3900	4000	6'	108	2.1'	2.1'	5'	2.9'	101	2.4'	2.0'	3'	3.0'	153	2.2'	1.5'	2'	3.5'	122	3.1'	1.4'	
				8'	61	2.8'	2.8'	7'	4.0'	52	3.3'	2.9'	5'	5.0'	55	3.6'	2.5'	3'	5.2'	54	4.7'	2.1'	
				10'	39	3.5'	3.5'	9'	5.2'	31	4.3'	3.7'	7'	7.0'	28	5.1'	3.5'	4'	6.9'	30	6.2'	2.8'	
				12'	27	4.2'	4.2'	11'	6.4'	21	5.2'	4.5'	9'	9.0'	17	6.6'	4.5'	5'	8.7'	20	7.8'	3.5'	
35W MR16 (T-H) FL (FMW)	40°	1600	4000	4'	100	2.9'	2.9'	3'	1.7'	115	3.0'	2.5'	3'	3.0'	63	5.0'	3.1'	1'	1.7'	200	4.8'	1.5'	
				6'	44	4.4'	4.4'	5'	2.9'	42	5.1'	4.2'	4'	4.0'	35	6.7'	4.1'	2'	3.5	50	9.7'	2.9'	
				8'	25	5.8'	5.8'	7'	4.0'	21	7.1'	5.9'	5'	5.0'	23	8.4'	5.1'	3'	5.2'	22	14.5'	4.4'	
				10'	16	7.3'	7.3'	9'	5.2'	13	9.1'	7.6'	6'	6.0'	16	10.1'	6.2'	4'	6.9'	13	19.3'	5.8'	
42W MR16 (T-H) VNSP (EZY)	9°	13100	3500	8'	205	1.3'	1.3'	7'	4.0'	174	1.5'	1.3'	5'	5.0'	185	1.6'	1.1'	3'	5.2'	182	1.9'	0.9'	
				12'	91	1.9'	1.9'	10'	5.8'	85	2.1'	1.8'	7'	7.0'	95	2.2'	1.6'	4'	6.9'	102	2.6'	1.3'	
				16'	51	2.5'	2.5'	13'	7.5'	50	2.7'	2.4'	9'	9.0'	57	2.9'	2.0'	5'	8.7'	66	3.2'	1.6'	
				20'	33	3.1'	3.1'	15'	9.2'	33	3.4'	2.9'	11'	11.0'	38	3.5'	2.4'	6'	10.4'	45	3.8'	1.9'	
42W MR16 (T-H) NFL (EYS)	27°	2400	4000	4'	150	1.9'	1.9'	3'	1.7'	173	2.0'	1.7'	3'	3.0'	94	3.1'	2.0'	1'	1.7'	300	2.3'	1.0'	
				6'	67	2.9'	2.9'	5'	2.9'	62	3.3'	2.8'	4'	4.0'	53	4.1'	2.7'	2'	3.5	75	4.6'	1.9'	
				8'	38	3.8'	3.8'	7'	4.0'	32	4.6'	3.9'	5'	5.0'	34	5.1'	3.4'	3'	5.2'	33	7.0'	2.9'	
				10'	24	4.8'	4.8'	9'	5.2'	19	5.9'	5.0'	6'	6.0'	24	6.1'	4.1'	4'	6.9'	19	9.3'	3.8'	
50W MR16 (T-H) NSP (EXT)	14°	10200	4000	8'	159	2.0'	2.0'	7'	4.0'	135	2.3'	2.0'	5'	5.0'	144	2.5'	1.7'	3'	5.2'	142	3.1'	1.5'	
				12'	71	2.9'	2.9'	10'	5.8'	66	3.3'	2.8'	7'	7.0'	74	3.5'	2.4'	4'	6.9'	80	4.1'	2.0'	
				16'	40	3.8'	3.9'	13'	7.5'	39	4.3'	3.7'	9'	9.0'	45	4.5'	3.1'	5'	8.7'	51	5.1'	2.5'	
				20'	26	4.9'	4.9'	15'	9.2'	28	5.3'	4.5'	11'	11.0'	30	5.5'	3.8'	6'	10.4'	35	6.2'	2.9'	
50W MR16 (T-H) NFL (EXZ)	27°	3400	4000	6'	94	2.9'	2.9'	5'	2.9'	88	3.3'	2.8'	3'	3.0'	134	3.1'	2.0'	2'	3.5'	106	4.6'	1.9'	
				8'	53	3.8'	3.8'	7'	4.0'	45	4.6'	3.9'	5'	5.0'	48	5.1'	3.4'	3'	5.2'	47	7.0'	2.9'	
				10'	34	4.8'	4.8'	9'	5.2'	27	5.9'	5.0'	7'	7.0'	25	7.1'	4.8'	4'	6.9'	27	9.3'	3.8'	
				12'	24	5.8'	5.8'	11'	6.4'	18	7.2'	6.1'	9'	9.0'	15	9.2'	6.1'	5'	8.7'	17	11.6'	4.8'	
50W MR16 (T-H) FL (EXN)	40°	1850	4000	4'	116	2.9'	2.9'	3'	1.7'	134	3.0'	2.5'	3'	3.0'	73	5.0'	3.1'	1'	1.7'	231	4.8'	1.5'	
				6'	51	4.4'	4.4'	5'	2.9'	48	5.1'	4.2'	4'	4.0'	41	6.7'	4.1'	2'	3.5	59	9.7'	2.9'	
				8'	29	5.8'	5.8'	7'	4.0'	25	7.1'	5.9'	5'	5.0'	26	8.4'	5.1'	3'	5.2'	26	14.5'	4.4'	
				10'	19	7.3'	7.3'	9'	5.2'	15	9.1'	7.6'	6'	6.0'	18	10.1'	6.2'	4'	6.9'	14	19.3'	5.8'	
50W MR16 (T-H) WFL (FNV)	55°	1150	4000	3'	128	3.1'	3.1'	3'	1.7'	83	4.6'	3.6'	2'	2.0'	102	5.7'	2.9'	1'	1.7'	144	22.3'	2.1'	
				5'	46	5.2'	5.2'	5'	2.9'	30	7.8'	6.0'	3'	3.0'	45	8.6'	4.4'	2'	3.5	36	44.5'	4.2'	
				7'	23	7.3'	7.3'	7'	4.0'	15	10.7'	8.4'	4'	4.0'	25	11.4'	5.8'	3'	5.2'	16	66.8'	6.2'	
				9'	14	9.4'	9.4'	9'	5.2'	9	13.7'	10.8'	5'	5.0'	15	14.3'	7.4'	4'	6.9'	9	89.1'	8.3'	

