

The Signify logo, featuring a stylized 'S' inside a circle followed by the word 'ignify' in a sans-serif font, is positioned at the top center of the image. The background is a photograph of a warehouse interior with high ceilings, metal beams, and several rectangular fluorescent light fixtures. To the right, there are large stacks of white-wrapped pallets, likely containing construction materials like bricks or tiles, secured with green straps. A red fire pipe runs diagonally across the upper part of the frame.

©ignify

Around the clock lighting solutions

Warehouse and Industrial Lighting



A comprehensive portfolio

As the global leader in lighting for more than 125 years, Signify has the know-how and the most comprehensive portfolio of energy efficient technology to meet all your application needs.

In today's digital world, warehouses are busier than ever as consumers turn to online ordering. Lighting can account for a significant portion of a warehouse's energy bill, so it must be as efficient and cost-effective as possible when running 24/7. Longer-lasting and energy-efficient LED lighting can have an enormous impact on your bottom line, reducing operational costs through reduced downtime and lower energy consumption, while providing a sense of security on the work floor. In addition, consider investing in the power of smart technology by future-proofing your building with connected solutions to gain valuable insights and data.



Reduce energy usage

Whether you are working on a lighting replacement or relighting project, Signify offers a wide selection of LED lamps and LED integrated luminaires to help meet your project goals

LED lighting can reduce energy usage and utility spend by up to 80%*.

Install energy-efficient, comfortable lighting to meet visual acuity requirements and promote a sense of security in the work environment.

Our easy-to-design, install and commission controls solutions enable code compliance and further enhance energy savings.



Promote a sense of security

Promote a sense of security and comfort by ensuring well-lit spaces throughout the interior and exterior of the building

Gain insights into problematic areas in your facility by monitoring the environment through sensors.

Keep maintenance to a minimum with long-lasting LED technology and digital controls that allow you to monitor the status of your connected lighting system at any time.

Achieve the right level of uniformity with a low number of fixtures by selecting from our differentiated offer.



Plan today for a better tomorrow

Invest in innovative technology to future-proof your warehouse with sustainable and connected solutions

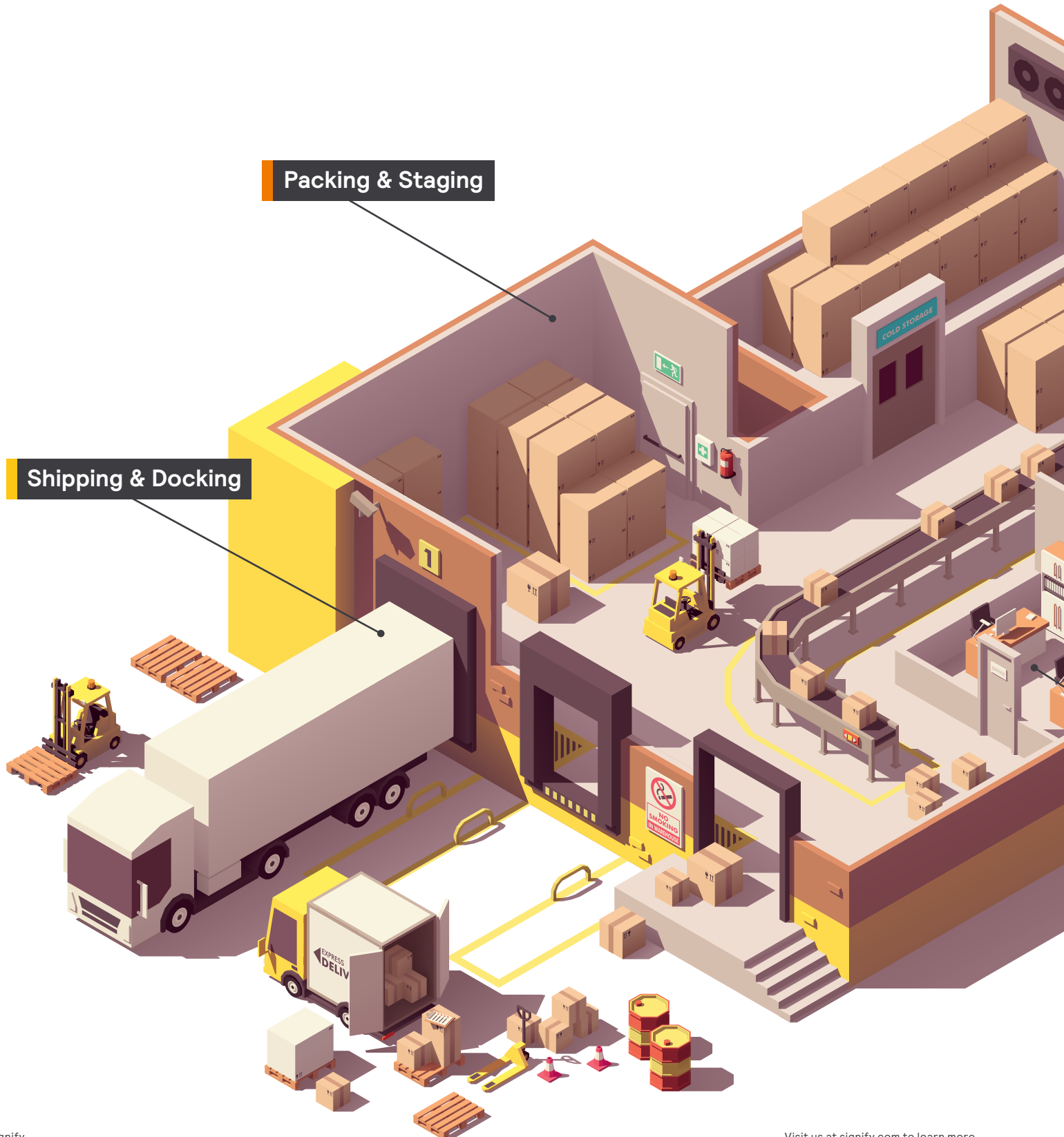
Future-proof the work floor with easy re-zoning, without changing the lighting fixtures.

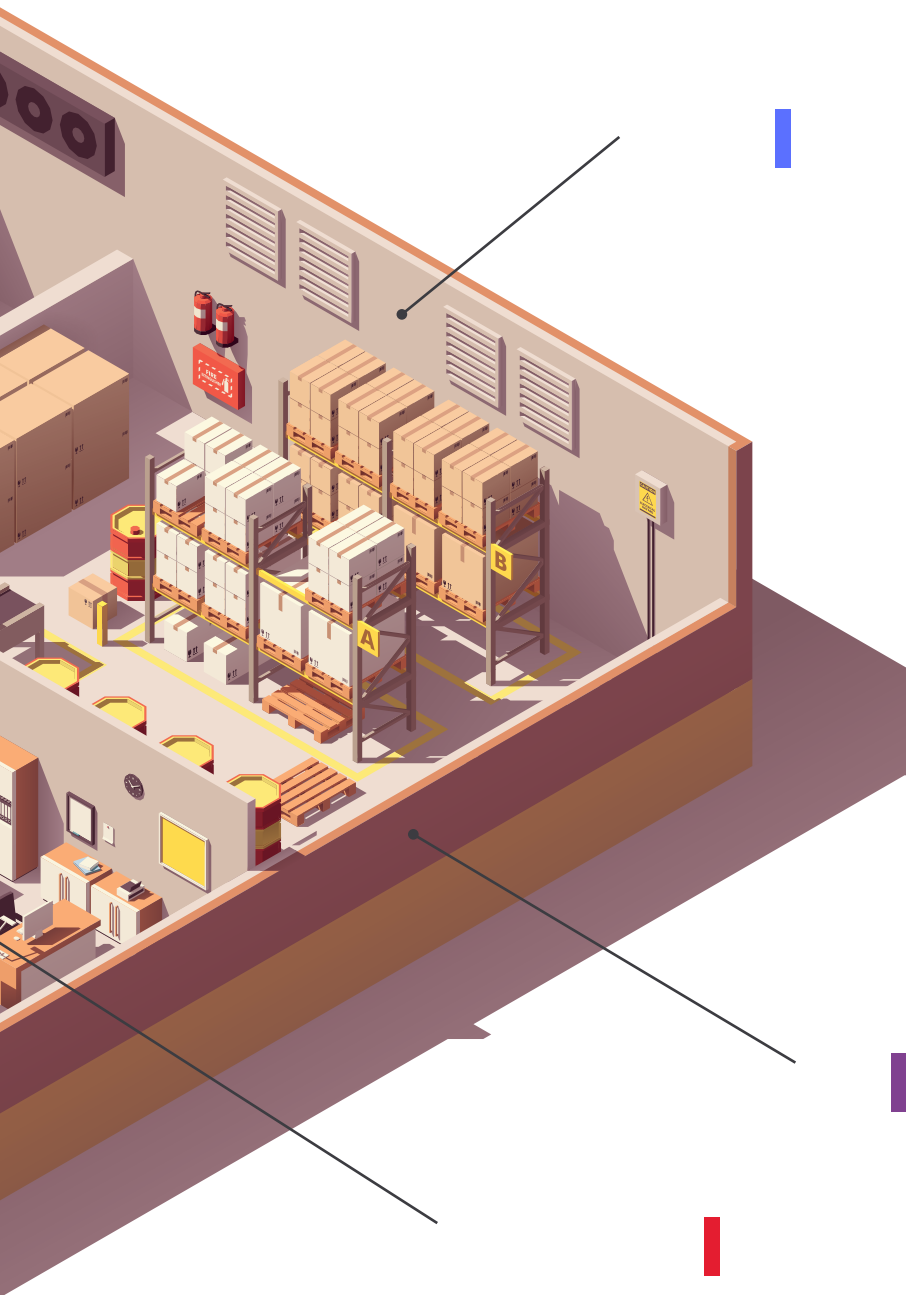
Utilize UV-C technology to purify air and disinfect surfaces.

Use Interact technology to help boost energy savings, reach sustainability targets, and enhance occupancy comfort levels.

1. When compared to traditional incandescent bulbs.

Warehouse applications





Storage

Indoor racks for storage of goods with ease of use.

Packing and Staging

Indoor for repacking of goods on demand and for measurement, tagging, and verification.

Shipping and Docking

Indoor for labelling and data processing prior to dispatch and outdoor for receiving, loading and unloading goods.

General Illumination

Light offices to contribute to a productive work environment.

Outdoor

Ensure parking structures and the perimeter feel secure and well-illuminated.



Storage

Visibility is critical in storage areas with several aisles of storage racks. Make it easier for employees to find and access goods with evenly lit shelves, contributing to a productive work environment.

Storage

High Bay (rectangular) luminaires for storage areas applications



Day-Brite FCY High Bay

Combines solid performance with quality construction, ideally suited for basic warehouse needs including mid- to high-ceiling applications.



Day-Brite FBY High Bay

Versatile in form and function with a variety of lumen packages and accessories for any store need.



Day-Brite FBX High Bay

Offers the highest lumen packages and available ambient ratings in the portfolio, combined with a range of optical distributions.



Day-Brite FBZ LED High Bay

Combines targeted optics with energy efficiency to provide the right light in your space.

High Bay (round) luminaires for storage areas applications



Day-Brite HCY High Bay

Presents functional lighting with an aesthetic appeal and round form factor perfect for warehouses.



Day-Brite RBX LED High Bay

Fulfills your general lighting needs with a variety of lumen packages and color temperatures.

Linear Industrial luminaires for storage areas applications



Day-Brite FluxStream Industrial

Has a simple form factor and is easy to install and maintain with an industrial type aesthetic.



Day-Brite 5F Specification Industrial

Combines traditional aesthetics with high-performing features and specifications, delivering smooth diffused light.



Day-Brite LBX Linear Suspended

Provides versatility, delivering up to 150 LPW and offering multiple light distributions, along with the capability of simple row mounting. Optional LightBalance Optics put the light where it's needed.

Storage

High bay luminaires for climate-controlled environment applications



Day-Brite V3W Vaporlume

Specialized wet location, IP rated product designed for use in both indoor and outdoor environments. It is a wet location listed, non-corrosive luminaire, ideal for cold storage environments.



Day-Brite APX High Bay

Provides versatility in form and function. With a range of lumen packages, optical distributions, and accessories available, this luminaire can be used in many different applications ranging from warehouses to food processing.



Day-Brite HCY High Bay

Presents functional lighting with an aesthetic appeal and round form factor perfect for warehouses.



Day-Brite HBY High Bay

Provides durability in an appealing compact form and is suitable for use in wet locations.

Retrofit solutions

TLED lamps for rectangular high bays and linear fixtures



Philips CorePro InstantFit Linear Lamps

Integrate into traditional fluorescent form factors to upgrade your general lighting and conserve energy.



Philips MasterClass InstantFit Linear LED Lamps

Provide consistent light output for quality illumination and are available in plastic for shatter prevention.

High Bay lamps for high bays



Philips CorePro High Bay Lamps

Help reduce energy usage in your existing HID high bay application.



Philips MasterClass TrueForce High Bay Lamps

Couple light distribution and high color rendering with energy efficiency to create a comfortable, safe and high productivity environment.

LED Corn Cobs for site lighting



Philips CorePro LED Corn Cobs

Maximize energy savings at an affordable price.



Philips MasterClass TrueForce LED Corn Cobs

Provide the "perfect fit" with uncompromising efficacy and color quality to keep outdoor areas brightly lit.



VE
RE

18

17

16

15

14

13

Where to
pick up your
furniture

Bookcase
BILLY
£30





Packing and Staging

Well-lit packing and staging areas are critical for repacking goods on demand and ensuring proper tagging, measurement and verification of goods.

Packing & Staging

Shelf and Freezer Lighting



Philips CertaFlux

Easily assembled and provides rapid energy payback time with a lifetime > 50,000 hours (Lifetime measured to B50/L70).



Philips RDL PrimeSet

Allows for vertical freezer door integration with energy efficient uniform illumination, while reducing glare and dark spots using glare-free mounting profiles.



Day-Brite V3W Vaporlume

Specialized wet location, IP rated product designed for use in both indoor and outdoor environments. It is a wet location listed, non-corrosive luminaire, ideal for cold storage environments.

Linear Strip



Day-Brite SDS LED Selectable Strip

Economical, lumen and CCT field-selectable luminaire for commercial or residential use.



Day-Brite SLS LED Linkable Strip

Small in size and offers flexibility so you can use one single unit or continuous rows over your packing area to shine light where it's needed.



Day-Brite FluxStream EZ LED Strip

Offers simple form and ease of installation and maintenance with flexible mounting options.



Day-Brite FluxStream Strip

Linear option, available in a variety of lengths and color temperatures to meet your lighting needs.

Retrofit Options

TLEDs for rectangular high bays and linear fixtures



Philips CorePro InstantFit Linear LED Lamps

Integrate into traditional fluorescent form factors to upgrade your general lighting and conserve energy.



Philips MasterClass InstantFit Linear LED Lamps

Provide consistent light output for quality illumination and are available in plastic for shatter prevention.

LED Corn Cobs for site lighting



Philips CorePro LED Corn Cobs

Maximize energy savings at an affordable price.



Philips MasterClass TrueForce LED Corn Cobs

Provide the "perfect fit" with uncompromising efficacy and color quality to keep outdoor areas brightly lit.

High Bay Lamps for high bays



Philips CorePro LED High Bay Lamps

Help reduce energy usage in your existing HID high bay application.



Philips MasterClass TrueForce LED High Bay Lamps

Couple light distribution and high color rendering with energy efficiency to create a comfortable, safe and high productivity environment.





Shipping & Docking

Shipping areas require bright lighting to ensure proper labelling and data processing prior to dispatch. In addition, lighting can contribute to a sense of security in outdoor docking areas, where employees receive, load and unload goods throughout the day and night.

Shipping & Docking

Linear Industrial for shipping area applications



Day-Brite FluxStream LED Industrial

Simple form factor and is easy to install and maintain with an industrial type aesthetic.



Day-Brite 5F LED Specification Industrial

Combines traditional aesthetics with high-performing features and specifications, delivering smooth diffused light.



Day-Brite LBX Linear Suspended

Provides versatility, delivering up to 150 LPW and multiple light distributions, along with the capability of simple row mounting. Optional LightBalance Optics put the light where it's needed.

Indoor Industrial Protected for docking area applications



Day-Brite LED Docklight

Rugged, reliable and suitable for damp locations.

Retrofit solutions

TLEDs for indoor linear fixtures



Philips CorePro InstantFit Linear LED Lamps

Integrate into traditional fluorescent form factors to upgrade your general lighting and conserve energy.



Philips MasterClass InstantFit Linear LED Lamps

Provide consistent light output for quality illumination and are available in plastic for shatter prevention.

High Bay lamps for high bays



Philips CorePro LED High Bay Lamps

Help reduce energy usage in your existing HID high bay application.



Philips MasterClass TrueForce LED High Bay Lamps

Couple light distribution and high color rendering with energy efficiency to create a comfortable, safe and high productivity environment.

Retrofit Options

LED Corn Cobs for canopy and wall pack fixtures



Philips CorePro LED Corn Cobs

Maximize energy savings at an affordable price.



Philips MasterClass TrueForce LED Corn Cobs

Provide the "perfect fit" with uncompromising efficacy and color quality to keep outdoor areas brightly lit.

Wall Packs for wall mount lighting



Philips CorePro LED Wall Pack Lamps

Ideal HID replacement providing high intensity illumination for added exterior visibility.





General Illumination

Offices are where all the behind-the-scenes work is done to optimize operations and create a productive work environment. Beyond the visual task requirements, well-designed lighting can contribute to alertness¹, providing a sense of security for employees.

¹ Viola 2008, Smolders 2012; Geerdink 2017

General Illumination

Recessed Troffers and Linear for offices and other general illumination



Day-Brite FluxPanel Selectable

Versatile luminaire available in a variety of sizes with selectable color temperatures and lumen packages and recessed or surface mounting options.



Day-Brite FluxGrid Gen 2 Recessed LED

Offers architectural appeal with "must have" features, including two different lens styles, discrete air return, integral emergency, and access to the boards and driver from below.



Day-Brite ClearAppeal Recessed LED

Fully luminous aperture luminaire providing modern appeal to architectural spaces. Featuring a regressed aesthetic with balanced glare gradient, ClearAppeal delivers high performing even illumination and high visual comfort.



Ledalite TruGroove Recessed

Delivers unrivaled performance and a truly innovative design – making a definitive statement in any architectural space. TruGroove recessed corners provide endless opportunities for creative freedom with geometric patterns in walls and ceilings.

Downlights for offices and other general illumination



Lightolier EasyLyte

Budget-friendly, adaptable and flexible for easy installation.



Lightolier LyteProfile LED

Flexible and design-friendly, offering both square and round options, without compromising quality.



Lightolier Calculite

Offers quality uniform illumination, patented installation flexibility, and industry leading visual comfort to support concentration.



3D Printed Low Bay - BA L Series

Offers customizable color, texture, finish, and mounting options to build your brand while contributing to a sustainable future.

Linear for offices and other general illumination



Day-Brite FluxStream LED Wraparound

Energy-efficient and available in a variety of lengths and color temperatures to meet the lighting needs in your offices.



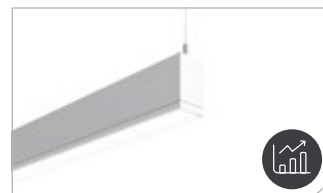
Day-Brite NWL LED Wraparound

Economical, surface mount, general illumination luminaire for commercial use. The slender form and frosted lens create an appealing visual aesthetic. The built-in occupancy sensor and color selectable light output offer complete versatility.



Ledalite FloatPlane Suspended

Provides the affordability of fluorescent with the quality of high-end LED luminaires.



Ledalite TruGroove Suspended

Drives performance and delivers exceptional uniformity.

Retrofit solutions

Recessed Troffers

for offices and other general illumination



Philips EvoKit retrofit kit

Easily upgrade existing fluorescent troffers to fast-track payback with energy-efficient LEDs in just 5 minutes.

Downlighting

for offices and other general illumination



Lightolier Commercial Retrofit Downlight

An easy and quick downlight solution that is perfect for varying ceiling heights.

LED Spots for low bays and pendants



Philips CorePro LED PAR and MR lamps

Offer efficiency and quality to meet your basic lighting needs.



Philips MasterClass LED ExpertColor PAR lamps

Provide warm, rich light to support concentration.



Philips CorePro LED InstantFit Linear lamps

Integrate into traditional fluorescent form factors to upgrade your general lighting and conserve energy.



Philips MasterClass LED InstantFit Linear lamps

Provide consistent light output for quality illumination and are available in plastic for shatter resistance.





Security & Emergency

**Promote a sense of security and comfort
by ensuring well-lit spaces throughout
your warehouse.**

Consider upper air UV-C solutions to inactivate viruses and bacteria in busy areas. Meet code requirements with exit and emergency solutions that provide a sense of security for your employees in hectic moments.

Security & Emergency

Exit/Emergency luminaires



**Chloride Value+
VLTC Exit Combo**

Suitable for any general-purpose application with its low-profile design and affordability.



**Chloride Compac
CLC Exit Combo**

Prepares you for any emergency with its sleek design that enables general wayfinding and immediate egress in an emergency.



**Chloride TruPath TPC LED
Exit/Emergency Unit**

Multi-purpose and features a low-profile, contemporary design, while also offering a wet location option, making it durable enough for harsh industrial environments.

UV-C solutions for upper air and surface treatment applications

UV-C lighting can play an important role in neutralizing harmful viruses and bacteria. This additional layer of protection may provide a greater sense of comfort for employees while working close together. UV-C upper-air and filtration units can also run continually, helping to reduce the need for manual disinfection, especially in high-traffic areas such as restrooms.



**Alkco UV-C Upper Air
U2C 2x2 Grid Ceiling Mount**

Treats air in occupied spaces to offer a layer of protection against bacteria, viruses, and fungal spores to help your employees feel secure.



**Alkco UV-C Upper Air
UWL Louvered Wall Mount**

Treats air in occupied spaces to offer a layer of protection against bacteria, viruses, and fungal spores to help your employees feel secure.



**Alkco UV-C Surface
UST Strip**

Can immobilize bacteria on preparation surfaces and equipment with surface and suspended mounting options.



**Alkco UV-C Surface
UHB High Bay**

Can immobilize bacteria on preparation surfaces and equipment for ceiling heights of 10' to 25'.

Control Systems for UV-C applications



Philips Dynalite UV-C Controls

Control system allows the UV-C lighting system to be used and operated with greater safety than a system without an equivalent control solution in place.



Interact

The Interact Space Management application can be used to further identify which areas have been occupied and need to be sanitized, as well as help manage social distancing.



**UV-C technology with
air filtration**

Treats air in occupied spaces to offer a layer of protection against bacteria, viruses, and fungal spores to help your employees feel secure.



Outdoor

Provide a sense of security outside of your warehouse and upgrade to LED lighting. Ensure parking lots, roads and walkways are well-illuminated as employees travel to their trucks or cars in the evening.

Outdoor

Wall Mount for perimeter applications



Stonco WallPack DualSelect

Combines classic design with LED for energy-efficient wall lighting available in two sizes to accommodate multiple mounting heights.



Stonco LytePro Wall Sconce

Features outstanding value in a compact, architectural design, combining energy savings with photometric performance and is available in three sizes.



Gardco 121 LED Sconce

Offers stylish, powerful optical design, while delivering high light levels and functional distributions for excellent visibility.



Gardco 161 LED Sconce

Delivers high performance and integrated style in one luminaire, providing performance capability up to that of a 400W metal halide luminaire, while using considerably less energy.



Gardco PureForm LED Wall Sconce

With precision optics offers a sleek, low profile design that will complement a range of architectural styles. PureForm wall sconce provides up to 21,800 lumens to accommodate multiple mounting heights.

Floodlighting for perimeter applications



Stonco Slim Flood

Your best value for general floodlighting with a discreet and modern design and available in six sizes.



Gardco DuraForm

Provides the seamless replacement of HID luminaires in three sizes.



Gardco ClearScape

Features an architecturally stylish design that will complement your application's visual landscape. ClearScape offers unparalleled photometric performance, significant savings over HID, and is available with the latest in energy saving control options.

Outdoor

Pedestrian/Site and Area luminaires for pathways, parking lots, parking structures, and street applications



Stonco Area Light

Pole-mounted fixture delivering value with high energy savings, available in three lumen packages.



Gardco EcoForm

Cost-efficient without sacrificing quality, making it simple to switch to LED in your parking lot. Available in two sizes, EcoForm delivers up to 52,500 lumens in a compact, low-profile form factor.



Gardco PureForm Area

Features a sleek, low-profile design in three sizes. Comfort optics enhance visual comfort by reducing glare to improve visibility and provide a sense of security for traffic in your parking lot.

Roadway/Parking Lot for parking lots and street applications



Lumec Roadway Security Luminaire

The definition of security made simple and affordable with easy installation and maximized operations and maintenance savings.



Lumec RoadFocus LED Cobra Head

Features a sleek design and provides seamless replacement of HID luminaires in three sizes.



Lumec RoadStar Architectural Roadway

Combines a decorative look with powerful performance in two sizes.

Canopy for parking structures applications



Stonco Garage & Canopy

The go-to durable, cost-effective lighting solution for your parking garages, covered walkways and outdoor canopies.



Gardco SoftView

Features edge lit technology for visual comfort with minimal glare in your parking garage. Promote a sense of security with an added upright feature.



Day-Brite FluxStream Sealed Strip

Linear option, suitable for wet locations and available in a variety of lengths and color temperatures.



Day-Brite V3W Vaporlume

Specialized wet location, IP rated product designed for use in both indoor and outdoor environments. It is a wet location listed, non-corrosive luminaire, ideal for cold storage environments.

Exterior Retrofit Lamp Options

LED Corn Cobs for site lighting



Philips CorePro LED Corn Cobs

Maximize energy savings at an affordable price.



Philips MasterClass TrueForce LED Corn Cobs

Provide the "perfect fit" with uncompromising efficacy and color quality to keep parking areas brightly lit.

Wall Pack lamps for wall mount lighting



Philips CorePro LED Wall Pack Lamps

Ideal HID replacement providing high intensity illumination for added exterior visibility.



Warehouse Solutions

When selecting products for different warehouse application areas, there are many elements to consider.

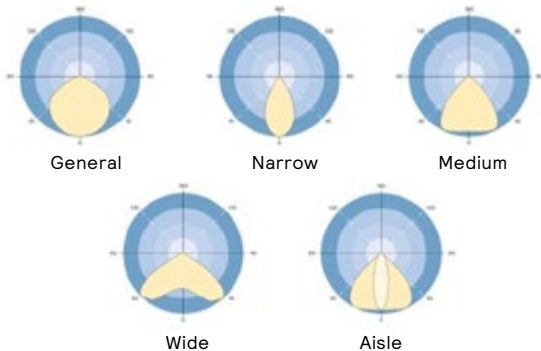
Consider different lighting needs for each area

- **Docking:** Create a well-lit outdoor environment to promote a sense of security while receiving, loading and unloading goods.
- **Staging:** Contribute to focus and visibility for tagging, measuring and verifying goods prior to shipment.
- **Storage:** Brighten dark storage areas to improve visibility and accessibility.
- **Packing:** Use lighting to support a high-productivity environment, making it easy to repackage goods on demand.
- **Shipping:** Ensure the shipping area is well-illuminated to enhance a sense of security for labelling and data processing.
- **Controls:** Reduce electrical energy costs by dimming lights during unoccupied periods or enhancing light levels to promote a sense of security.

Other topics for consideration

Why are optics important? Each optic is designed for a specific purpose to direct light where it's needed:

- General distribution produces a wash of light in any application
- Narrow beam produces focused light for higher ceiling areas
- Medium beam is tailored for mid-mounting heights
- Wide beam is tailored for low bay areas or locations with wider on-center fixture spacing
- Aisle beam produces an asymmetric distribution for aisle or rack areas



Corrosive environments

Buildings located in corrosive environments may require lighting constructed of robust materials with special surface preparations, such as specialized paint processes and custom hardware. Warehouses storing chemicals or other corrosive items may also require sealed lighting fixtures for extra protection.

Wet listed versus IP Rated

- **Wet listed** means that the luminaire can be used in an area where it will come into contact with water. While these fixtures are designed to handle rain and water drips, they are not sealed enough to be used in water or protect against spraying or jetting water.
- **IP ratings** provide more levels of distinction. Composed of two numbers, IP ratings tell you how much protection a fixture has against solid objects and water entry. The first number covers solid foreign objects, such as fingers and dust, while the second covers water. Learn more at <https://www.iec.ch/ip-ratings>.

Lens requirements depend on the mounting height, application and user preference.

Generally, lenses are used:
1) in lower mounting heights to diffuse the images created by each LED and reduce glare, or
2) to cover the LEDs for limited protection (not sealed/IP rated). *Note: The addition of lenses will reduce the light output and could distort optical distributions (if used).



FBX with Frosted Acrylic Lens (LFA) option



FBX with Clear Acrylic Lens (LCA) option

Climate controlled or non-climate spaces

Buildings located in environments with higher ambient temperatures may require suitable products, such as lamps and ballasts that ignite and operate under the desired temperatures and conditions of your facility. It's important to consider the external environment, as well as the internal climate condition when making your selection.

Vehicle & employee safety zones

Safety concerns are paramount in fast-paced warehouse environments. Avoiding general traffic flow hazards such as obstructions, spills and other dangers can be alleviated by proper lighting. Consider safety zones when selecting lighting solutions for your facility.

Wired and wireless control systems

Standalone controls

- The Day-Brite MD360 Integral EasySense occupancy & daylight sensor is a 360° motion detector with on/off capabilities.
- Consider the Day-Brite MD360D to configure sensor timeouts and light levels with on/dim to 10% capabilities.



Day-Brite MD360 Motion Detector With Circular Coverage; 120 - 277 Volt

interact Wireless Options

- **Easy & simple** – No IT, no extra wiring, no complexity, touchless controls
- **3 levels to choose from** – Foundation, Advanced and Enterprise
- **Future Ready** – Protect your day 1 investment and scale up from Foundation to Advanced or Enterprise without replacing sensors and luminaires
- **DLC & code compliant** – Qualify for utility rebates & meet building codes: IECC, ASHRAE & T24
- **Enhanced experience** – Flexibility to create and modify lighting zones and setup custom scenes

Interact Pro scalable high bay sensor

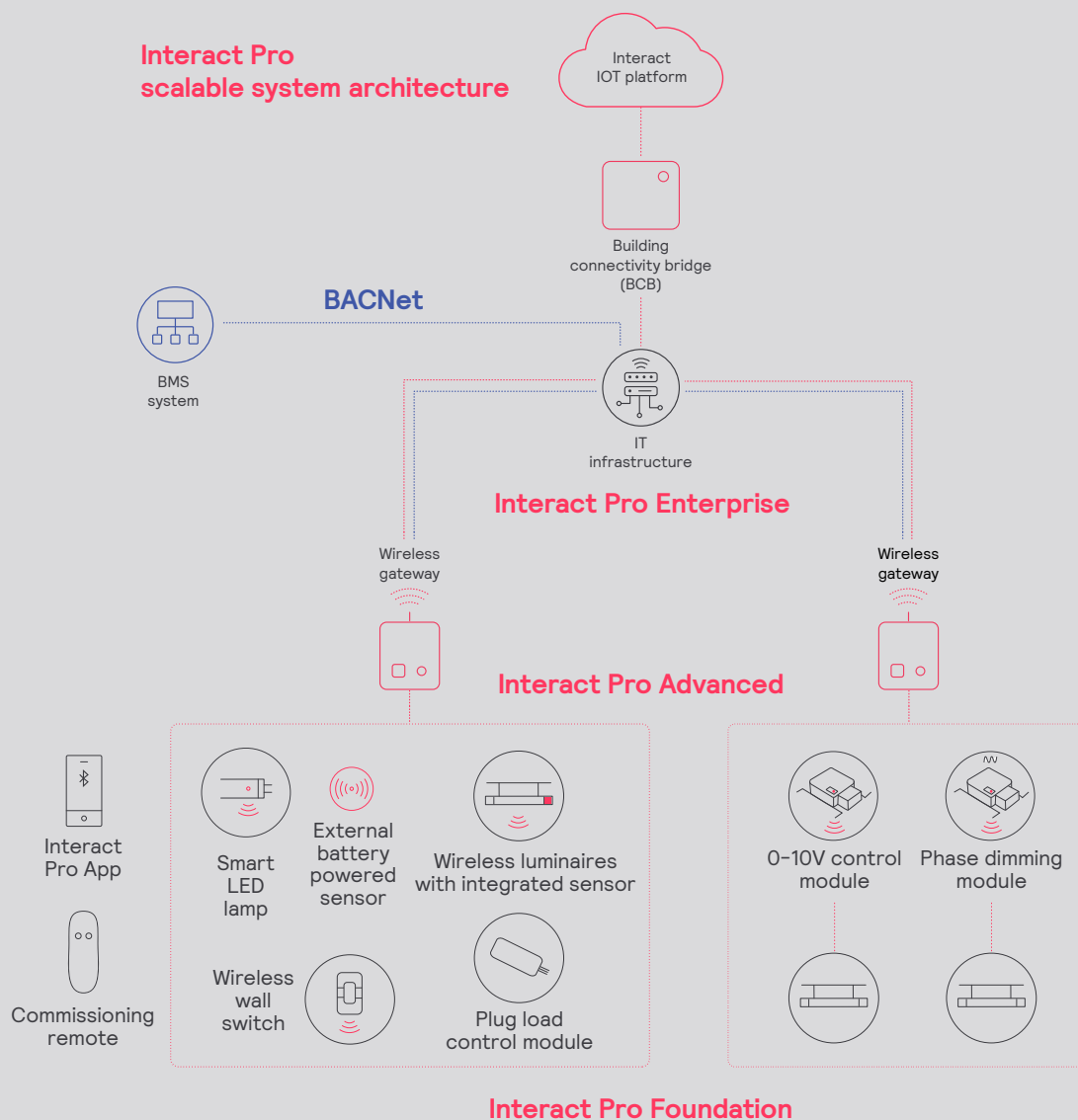
- SWZCSH option code
- IP65 rated sensor



interact Wireless Options

Signify Interact Pro helps to boost energy savings, reach sustainability targets, and enhance occupancy comfort levels immediately from day one.

Interact IoT platform is a secure, scalable, and sustainable cloud-based Internet of Things (IoT) platform designed to help run your operations sustainably, efficiently and reliably. The Interact Pro scalable system is a cost-efficient and wireless solution for every step of your smart lighting journey. The system is fully scalable, so it can grow as building requirements grow – from smart to super-smart. This system is fully compliant with all standard regulations to claim utility rebates (ASHRAE, Title 24, IECC, UL924, DLC).



How can you make your facility more secure and efficient?

Our suite of lighting management and value-added applications extends the value of connected lighting through insights and data, while centralized lighting management lets you reduce operational expenses, track compliance, and plan maintenance. **No more guesswork. Just real-time, data-based decisions.**



Lighting management

With Interact Industry Lighting management software, you can take complete control of your lighting in a single warehouse or factory, or across your entire supply chain—from anywhere, at any time. An intuitive dashboard offers insight into lighting usage and allows you to optimize lighting operations remotely.



Energy optimization

Increasing energy efficiency is a major challenge for anyone with warehousing or manufacturing facilities. Interact Industry lets you monitor energy consumption in all of your facilities and customize lighting behavior with advanced sensing to maximize energy savings—but not at the expense of security. This puts you in the best position to comply with regulatory standards and meet your sustainability goals.



Scene management

Improve productivity and operational security through light settings that can be adapted to task, time of day, or shift patterns. Interact Industry Scene management lets you program connected lighting remotely by zone, schedule, or activity. Create an energizing smart warehouse or factory while contributing to security and quality control.



Lighting asset management

Good quality, reliable lighting is essential for continuous operations and security in industrial facilities. A remote diagnostics dashboard alerts us to faults and outages for immediate response. We can perform predictive maintenance based on real-time performance data, and automatically deploy firmware and software updates.



Interact Industry dashboard

Manage, monitor, and control your lighting from a single Interact Industry dashboard. Keep informed in real time on how you are tracking against targets and KPIs. Then use more detailed, trend data collected over time to get deeper insight into your business.



Interact Industry APIs

Open APIs enable integration with other systems to exchange data or control lighting from a different IT system or user interface.



Space management

Streamline order picking and speed up delivery by optimizing your factory or warehouse layout. Interact Industry Space management gathers real-time data via the connected lighting to reveal precisely how areas are used, providing heatmap visualizations to guide inventory strategies and productivity improvements.

With Interact, you can:



Group luminaires together



Receive real-time data via sensors in the system



Take advantage of the Interact IoT platform in the cloud to serve software and ensure world-class cybersecurity



View dashboards for energy usage and other operational data — one site or multisite



Provide workspace personalization apps to employees for the office areas in your facility



Integrate Interact lighting with other services and systems (such as building automation systems)

Index

Storage

Product Type	Level	Suggested Product
High Bay (Rectangular)	Retrofit	Philips LED High Bay Lamps
	Retrofit	Philips LED Corn Cob
	Entry	Day-Brite FCY High Bay
	Performance	Day-Brite FBY High Bay
	Spec	Day-Brite FBX High Bay
	Spec	Day-Brite FBZ LED High Bay (coming soon)
Linear Industrial	Retrofit	Philips TLED
	Entry	Day-Brite FluxStream LED Industrial
	Performance	Day-Brite 5F LED Industrial
	Spec	Day-Brite LBX LED Linear Suspended
High Bay (Round)	Entry	Day-Brite HCY LED High Bay
	Spec	Day-Brite RBX LED High Bay
High Bay (for climate-controlled environments)	Entry	Day-Brite HBX High Bay
	Performance	Day-Brite HCY LED High Bay
	Spec	Day-Brite APX LED High Bay
	Spec	Day-Brite V3W Vaporlume LED

General Illumination

Product Type	Level	Suggested Product
Recessed Troffer	Retrofit	Philips TLED
		Philips EvoKit
	Entry	Day-Brite FluxPanel Selectable LED
	Performance	Day-Brite FluxGrid Recessed
	Spec	Day-Brite ClearAppeal Recessed LED
Downlight	Retrofit	Lightolier Commercial Retrofit Downlight
	Entry	Lightolier EasyLyte LED
	Performance	Lightolier LyteProfile LED
	Spec	Lightolier Calculate
Linear	Retrofit	Philips TLED
	Performance	Day-Brite FluxStream LED Strip
	Performance	Day-Brite NWL LED Wraparound
	Spec	Ledalite FloatPlane Suspended
	Spec	Ledalite TruGroove Recessed
	Spec	Ledalite TruGroove Suspended
Low Bay	Retrofit	Philips LED PAR Lamps
	Performance	3D Printing Low Bay - BA L Series

Shipping and Docking

Product Type	Level	Suggested Product
Linear Industrial	Retrofit	Philips TLED
	Retrofit	Philips LED High Bay Lamps
	Retrofit	Philips LED Corn Cob
	Entry	Day-Brite FluxStream LED Industrial
	Performance	Day-Brite New Linear Ambient LED (coming soon)
	Performance	Day-Brite 5F LED Industrial
	Spec	Day-Brite LBX LED Linear Suspended
Industrial Protected	Entry	Day-Brite LED Dock Light

Security & Emergency

Product Type	Level	Suggested Product
UV-C*	Upper Air Solutions	Alkco UV-C 2x2 Grid Ceiling Mount
		Alkco UV-C Louvered Wall
	Surface Disinfection	Alkco UV-C Strip
		Alkco High Bay
Exit & Emergency	Entry	Chloride Value+ LED - VLTC Exit Combo
	Performance	Chloride Compac LED CLC Exit Combo
	Spec	Chloride TruPath TPC LED Exit/Emergency Unit

Packing and Staging

Product Type	Level	Suggested Product
Shelf and Freezer Lighting	Entry	Philips CertaFlux
	Performance	Philips Primeset RDL LED system
	Spec	Day-Brite V3W Vaporlume LED
Linear Strip	Retrofit	Philips TLED
	Retrofit	Philips LED High Bay Lamps
	Retrofit	Philips LED Corn Cob
	Entry	Day-Brite SDS LED Selectable Strip
	Performance	Day-Brite SLS LED Linkable Strip
	Performance	Day-Brite Fluxstream EZ LED Strip
	Performance	Day-Brite FluxStream LED Strip

Control Solutions

Product Type	Level	Suggested Product
Controls	Spec	Philips EasySense
	Spec	Day-Brite MD360
	Spec	Interact Pro Scalable high bay sensor
	Spec	Interact Industry

Outdoor

Product Type	Level	Suggested Product
Wall Mount	Retrofit	Philips CorePro LED Wall Pack
	Entry	Stonco WallPack DualSelect
		Stonco LytePro Wall Sconce
	Performance	Gardco 121 LED Sconce
		Gardco 161 LED Sconce
	Spec	Gardco PureForm LED Wall Sconce
Floodlight	Entry	Stonco SlimFlood
	Performance	Gardco DuraForm
	Spec	Gardco ClearScape
Site and Area / Pedestrian	Retrofit	Philips LED Corn Cob
	Entry	Stonco Area Light Select
	Performance	Gardco EcoForm
	Spec	Gardco PureForm Area
Roadway / Parking Lot	Entry	Lumec Roadway Security
	Performance	Lumec RoadFocus LED Cobra Head
	Spec	Lumec RoadStar Architectural Roadway
Canopy	Entry	Stonco Garage & Canopy DualSelect
	Performance	Day-Brite FluxStream Sealed Strip
	Spec	Day-Brite V3W Vaporlume LED
	Spec	Gardco SoftView Parking Garage





© 2022 Signify Holding. All rights reserved. The information provided herein is subject to change, without notice. Signify does not give any representation or warranty as to the accuracy or completeness of the information included herein and shall not be liable for any action in reliance thereon. The information presented in this document is not intended as any commercial offer and does not form part of any quotation or contract, unless otherwise agreed by Signify.

Signify North America Corporation
400 Crossing Blvd, Suite 600
Bridgewater, NJ 08807
Telephone 855-486-2216

Signify Canada Ltd.
281 Hillmount Road,
Markham, ON, Canada L6C 2S3
Telephone 800-668-9008

All trademarks are owned by Signify Holding or their respective owners.