



Create a learning environment for bright ideas

Lighting for Higher Education





A comprehensive portfolio

As the global leader in lighting for more than 125 years, Signify has the know-how and the most comprehensive portfolio of energy efficient technology to meet all your application needs.

Educational establishments fulfill a unique role in society as places of learning, belonging, and community cohesion. LED lighting can enhance the learning environment, contribute to comfort and wellbeing, and help sustainability efforts while reducing energy and associated costs compared to traditional lighting. Signify LED lighting creates inviting outdoor areas and indoor spaces that inspire concentration and focus to support your educational objectives for today, tomorrow, and the future.

Visit www.signify.com/highereducation to learn more.



Save Energy & Reduce Costs

Convert to LED lighting to reduce energy usage and utility spend

Leverage Interact IoT technology to optimize energy usage and maximize savings.

LED lighting can reduce energy usage and utility spend by up to 80%¹, extending the life of your equipment.

Keep maintenance to a minimum with long-lasting LED technology and digital controls that allow you to apply light only as needed.



Support Wellbeing & Security

Contribute to cognitive performance with adaptable lighting

Help support circadian rhythm regulation with spectrally-tuned LED systems and Interact bio-adaptive lighting.²

Inactivate viruses and bacteria in the air and treat surfaces using UV-C technology.

Leverage remote management to monitor the status of your connected lighting system at any time.



Optimize Learning Spaces

Take advantage of control systems to change lighting requirements for a variety of visual tasks supporting different modes of learning

Contribute to productivity, supporting daytime vitality³ and alertness⁴, with lighting systems that allow scene changes at the touch of a button.

By changing color or intensity of the lighting through controls, you can create an ambience to stimulate debate or deliver a calm mood.

Enhance attractiveness to prospective families and business partners by using light to reflect your brand identity or create a particular mood.



Improve Sustainability

Use light only where and when it is needed

Optimize energy consumption and reduce carbon footprint using lighting controls.

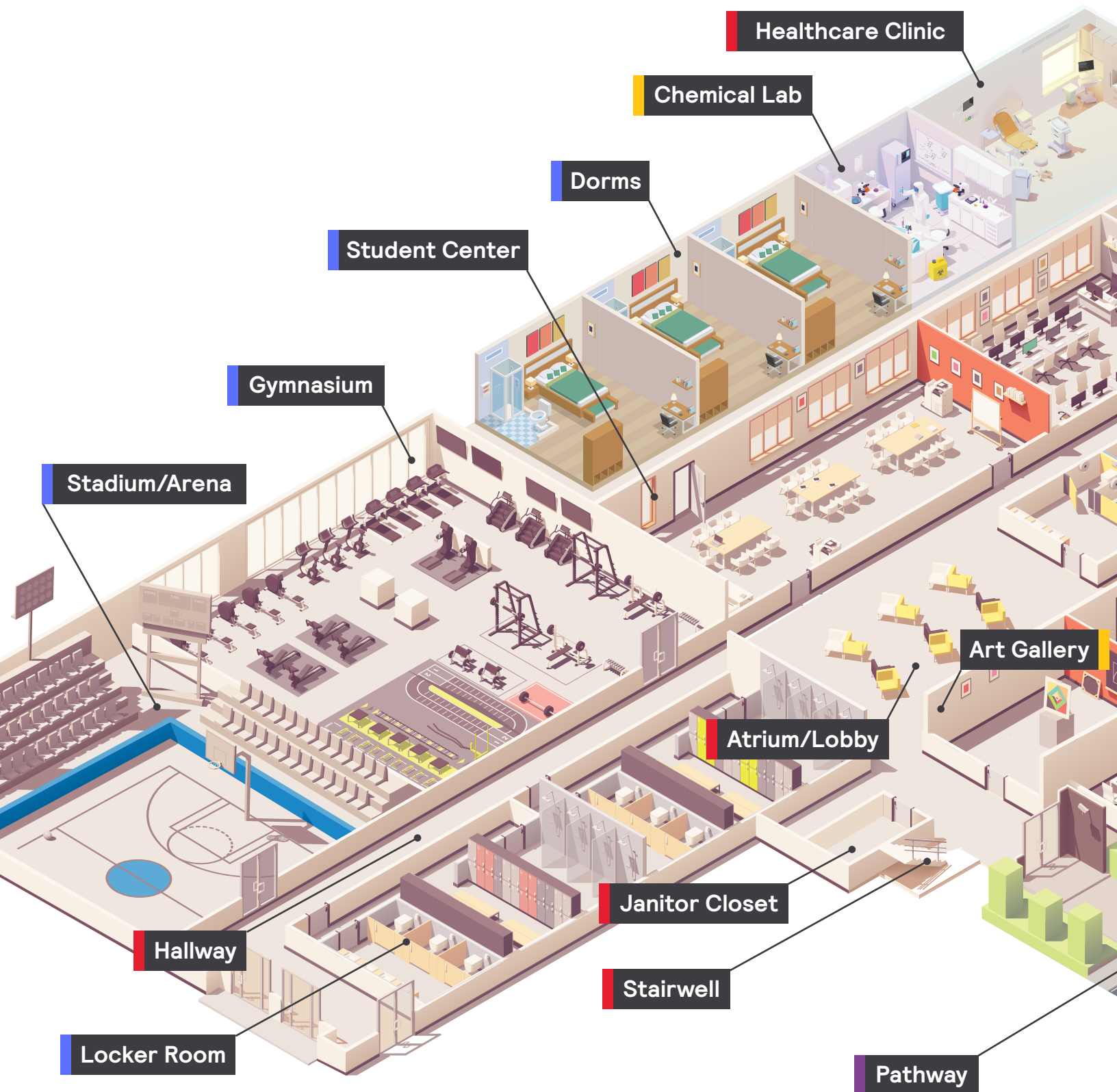
Stay on trend while meeting sustainability goals with 3D printed, customizable luminaires.

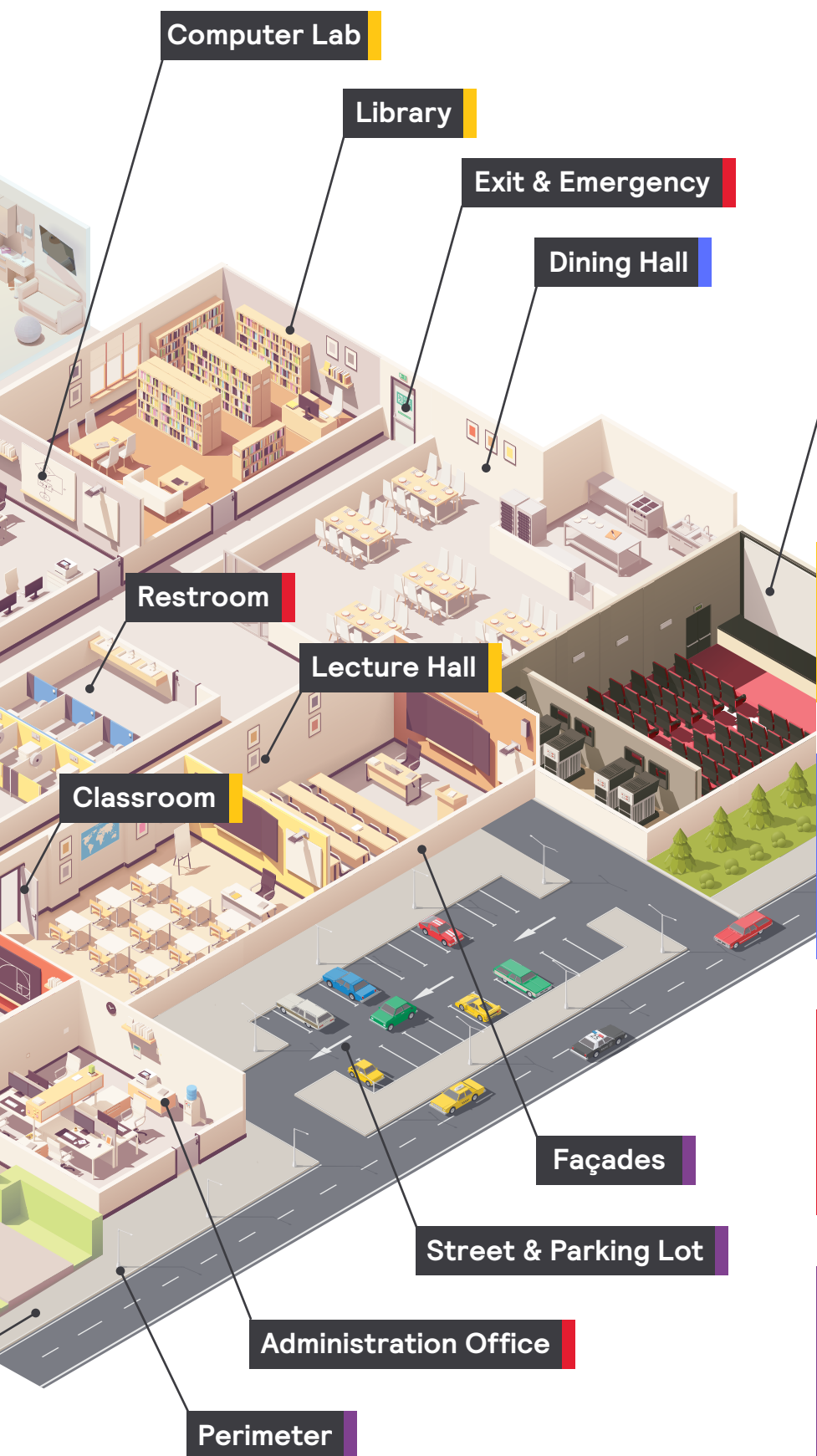
Make your campus more sustainable through long-life, low-maintenance lighting and reduce your carbon footprint.

1. When compared to traditional incandescent bulbs.
2. Czeisler, 1999; Dijk & Archer, 2009; Lucas 2012, 2019.

3. Partonen 2000.
4. Viola 2008, Smolders 2012; Geerdink 2017.

School applications





Auditorium

Learning Areas:
Enhance focus and contribute to wellbeing with the right lighting.

Social Gathering:
Welcome students into large spaces for socialization or assemblies.

General Illumination:
A bright atmosphere to promote a sense of security and invigorate the community.

Outdoor:
Ensure parking lots, recreational areas, as well as walkways feel safe and well-illuminated.



Learning Areas

The health and wellbeing of students and staff is a key priority for educational establishments.

Lighting is an excellent way to modify the spaces in which students learn and the areas in which staff work. Lighting controls allow you to change lighting requirements for a variety of visual tasks, supporting different modes of learning in a single space. By changing the color or intensity of lighting, you can help to create an ambience which stimulates debate or delivers a calm mood. Consider upgrading to LED lighting to promote visual acuity, comfort and performance, while saving energy.

Learning Areas

Linear Wall Mount luminaires for classroom applications




Ledalite Jump Wall/Cantilever

Contemporary aesthetic that combines the latest lighting technologies with texture, pattern, and rhythm along an uninterrupted end-to-end continuum of luminance.



Ledalite FloatPlane Wall Mount

Offers a fresh and playful look and performance that rivals that of high-end LED luminaires with the affordability of fluorescent.



Ledalite Sync Wall Mount

The epitome of compact style with exceptional glare control, making it the perfect fit over your whiteboard.



Ledalite TruGroove Wall Mount

Drives performance beyond the edge. Innovative optics deliver exceptional uniformity and wide row spacing from a 3" aperture continuous line of light.

Linear Suspended luminaires for classroom applications




Ledalite Jump Suspended/Surface

Offers aesthetic design elements and playful patterns with multiple distributions in a seamless continuum of luminance.




Ledalite FloatPlane Suspended

Offers a fresh and playful look and performance that rivals that of high-end LED luminaires with the affordability of fluorescent.



Ledalite Sync Suspended

The epitome of compact style with exceptional glare control, making it the perfect fit over your whiteboard.



Ledalite TruGroove Suspended

Drives performance beyond the edge. Innovative optics deliver exceptional uniformity and wide row spacing from a 3" aperture continuous line of light.

Recessed Troffers solutions for classroom applications



Day-Brite FluxGrid Recessed

Offers a familiar style with high quality LED light at an affordable price for your general lighting needs.



Day-Brite FluxGrid Gen 2 Recessed

Offers architectural appeal with "must have" features, including two different lens styles, discrete air return, integral emergency, and access to the boards and driver from below.



Day-Brite FormFlex Recessed

Delivers high performing, even illumination and visual comfort through a fully luminous aperture.

Learning Areas

Downlighting luminaires for classrooms applications



Lightolier SlimSurface

Sleek, damp location rated, 5/8" thick LED surface-mounted luminaire with the appearance of a recessed downlight.



Lightolier LyteProfile


Flexible and design-friendly, offering both square and round options, without compromising quality.



Lightolier Calculite

Offers quality uniform illumination, patented installation flexibility, and industry leading visual comfort to support concentration.

Recessed Troffers solutions for library applications



Day-Brite FormFlex Recessed

Delivers high performing, even illumination and visual comfort through a fully luminous aperture.



Ledalite SilkSpace Definition

Fully luminous lens, providing excellent visual comfort at a cost-conscious price, ideal for tight budget library projects.



Ledalite ArcForm

Highly efficacious, fully luminous fixture with brilliant color rendering and an innovative 3D symmetrical batwing lighting distribution. It delivers pure white light, free of glare, color shifts, hot spots or striations.

Low bay luminaires for library applications



Day-Brite FluxStream Wraparound

High-performing, energy-efficient luminaire delivering smooth diffused light.



3D Printed BA L Series

Offers customizable color, texture, finish, and mounting options to build your school's brand while contributing to a sustainable future.



Day-Brite 5F LED Specification Industrial

Combines traditional aesthetics with high-performing features and specifications, delivering smooth diffused light.

Learning Areas

Downlight luminaires for library applications



Lightolier EasyLyte

Budget-friendly, adaptable and flexible for easy-installation needs.



Lightolier LyteProfile

Flexible and design-friendly, offering both square and round options, without compromising quality.



Lightolier Calculite IntelliHue technology

Offers uniform illumination with millions of combinations of precise white and color to reduce glare and support concentration.

Linear strips for library and lecture halls applications



Day-Brite FluxStream Strip

High performing, energy-efficient luminaire delivering smooth diffused light.



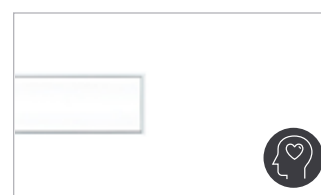
Day-Brite NWL LED Wraparound

Economical, surface mount, general illumination luminaire for commercial use. The slender form and frosted lens create an appealing visual aesthetic.



Ledalite TruGroove Recessed

Drives performance and delivers exceptional uniformity.



Ledalite TruGroove Recessed Micro


Offers a 1-3/4" aperture that delivers exceptional uniformity and wide row spacing. Custom colors and angles are available.

Pendants for library and lecture halls applications



3D Printed Decorative Pendants

Support a circular economy while offering customizable, stylish and flexible options.



Lightolier Calculite Cylinder

Features industry leading visual comfort and uniform illumination to accent display cases.

Learning Areas

Downlighting luminaires for lecture halls applications



Lightolier LyteCaster

Offers ideal, quality and comfortable light while conserving plenum space.



Lightolier LyteProfile

Flexible and design-friendly, offering both square and round options, without compromising quality.



Lightolier Calculite with IntelliHue technology

Offers uniform illumination with millions of combinations of precise white and color to reduce glare and support concentration.

Track lighting for library, lecture halls and art gallery applications



Lightolier Track Head

Simple and budget-friendly.



Lightolier BoldFlood

Designed for energy savers looking to maintain high quality performance and rich color saturation from an aesthetic track luminaire.



3D Printed MS Series

Allows you to choose from a variety of finishes and textures, configured to your specifications.



Lightolier OmniSpot

Provides sleek and discrete aesthetics and high power.

Downlighting luminaires for chemical, computer or engineering laboratory applications



Lightolier SlimSurface

A slim, surface-mounted option that is great for utility closets.



Lightolier LyteProfile

Flexible and design-friendly, offering both square and round options, without compromising quality.



Lightolier Calculite

Offers quality uniform illumination, patented installation flexibility, and industry leading visual comfort to support concentration.

Learning Areas

Cleanroom luminaires

for chemical and engineering laboratory applications



Day-Brite Kleenseal 100 Recessed Cleanroom

Practical luminaire, well-suited for chemical or engineering laboratories.



Day-Brite FluxPanel

Versatile cleanroom luminaire designed to provide smooth lighting gradient on the lens surface and ease of installation. Available for use in recessed, suspended, and surface mount orientation.



Day-Brite FluxStream Sealed Strip

Linear option, suitable for wet locations and available in a variety of lengths and color temperatures.

Linear industrial luminaires for engineering laboratory applications



Day-Brite FluxStream Sealed Strip

Linear option, suitable for wet locations and available in a variety of lengths and color temperatures.



Day-Brite LBX Linear Suspended

Provides versatility, delivering up to 150 LPW and offering multiple light distributions, along with the capability of simple row mounting. Optional LightBalance Optics put the light where it's needed.



Day-Brite DW Vaporlume Industrial

Sealed and durable for use in wet locations.



Day-Brite V3W Vaporlume

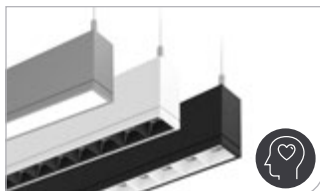
Specialized wet location, IP rated product designed for use in both indoor and outdoor environments. It is a wet location listed, noncorrosive luminaire, ideal for cold storage environments.

Linear strips for computer laboratory applications



Ledalite BoldPlay Suspended

Provides broad, indirect distribution for uniform, glare-free lighting, ideal for screen time in computer labs.



Ledalite TruGroove Suspended Micro

Offers a 1-3/4" aperture that delivers exceptional uniformity and wide row spacing. Custom colors and angles are available.



Ledalite TruGroove Recessed

Drives performance and delivers exceptional uniformity.

Retrofit Solutions

Recessed troffers

for library, classrooms, and administration office applications



Philips EvoKit retrofit kit

Easily upgrade existing fluorescent troffers to fast-track payback with energy-efficient LEDs in just 5 minutes.

Downlighting

for library, administration offices, lecture halls, classrooms and laboratory applications



Lightolier Commercial Retrofit Downlight

An easy and quick downlight solution that is perfect for varying ceiling heights.

LED Spots for downlights, pendants, track, and low bays



Philips CorePro LED PAR and MR lamps

Offer efficiency and quality to meet your basic lighting needs.



Philips MasterClass LED ExpertColor PAR lamps

Provide warm, rich light to create an inviting atmosphere.



Philips CorePro LED A-Shape lamps

Deliver energy savings, minimized maintenance cost and dependable performance, compared to traditional incandescent bulbs, to meet your basic lighting needs.



Philips MasterClass LED A-Shape lamps

Feature smooth dimming down to 10% or less in a variety of color temperatures to create an inviting atmosphere any time of day.

TLEDs for troffers and linear fixtures



Philips CorePro LED InstantFit Linear lamps

Integrate into traditional fluorescent form factors to upgrade your general lighting and conserve energy.



Philips MasterClass LED InstantFit Linear lamps

Provide consistent light output for quality illumination and are available in plastic for shatter resistance.





Social Gathering

Welcome the campus community into large, indoor spaces to share in special moments with peace of mind. Consider UV-C solutions in lecture halls to add a layer of protection in busy spaces. LED lighting can be used to change the mood for different events, add color to a space or to simply save energy.

Social Gathering

Downlighting for dining hall, arena, student center and auditorium applications



Lightolier EasyLyte

Budget-friendly, adaptable and flexible for easy-installation needs.



Lightolier LyteProfile

Flexible and design-friendly, offering both square and round options, without compromising quality.



Lightolier Calculite

Offers quality uniform illumination, patented installation flexibility, and industry leading visual comfort to support concentration.



Lightolier Calculite with IntelliHue technology

Offers uniform illumination with millions of combinations of precise white and color to reduce glare and support concentration.

Pendants for dining hall, arena, student center and auditorium applications



3D Printed Decorative Pendants

Support a circular economy while offering customizable, stylish and flexible options.



Lightolier Calculite Cylinder

Features industry leading visual comfort and uniform illumination to accent display cases.

Low bay for dining hall, arena, student center, auditorium and gymnasium applications



Day-Brite FluxStream Strip

High performing, energy-efficient luminaire delivering smooth diffused light ideal for hallways.



3D Printed BA-L Series

Offers customizable color, texture, finish, and mounting options to build your school's brand while contributing to a sustainable future.



Day-Brite FluxGrid Gen 2 Recessed

Offers architectural appeal with "must have" features, including two different lens styles, discrete air return, integral emergency, and access to the boards and driver from below.

Social Gathering

Architectural solutions



Ledalite


Explore the entire offering of award-winning, inspiring, and innovative indoor lighting solutions that allow specifiers to create a unique vision.



Color Kinetics

Delivers indoor and outdoor LED lighting systems in a wide range of types, form factors, and output levels — empowering you to achieve your unique vision.

Recessed troffers for dining hall applications



Day-Brite FluxGrid Recessed

Offers a familiar style with high quality LED light at an affordable price for your general lighting needs.



Day-Brite FluxGrid Gen 2 Recessed

Offers architectural appeal with "must have" features, including two different lens styles, discrete air return, integral emergency, and access to the boards and driver from below.



Day-Brite FormFlex Recessed

Delivers high performing, even illumination and visual comfort through a fully luminous aperture.

Linear Suspended for dining hall applications



Ledalite Jump Suspended

Offers aesthetic design elements and playful patterns with multiple distributions in a seamless continuum of luminance.



Ledalite FloatPlane Suspended

Provides the affordability of fluorescent with the quality of high-end LED luminaires



Ledalite TruGroove Suspended

Drives performance and delivers exceptional uniformity.

Canopy for dining hall applications



Gardco SoftView

Features edge-lit technology for visual comfort with minimal glare, making it great for a dining area. Provide a sense of security after dark with an added uplight feature.

Social Gathering

Step Light solutions for auditorium applications



Chloride SoftGlo Night Light

Provides low-level illumination for small areas in a variety of color temperatures and finishes.



Chloride PathMaster Mini Step Light

An architectural, customizable, and energy-efficient option.



Chloride SD Series Step Light

A small, weather-proof option available in a variety of color temperatures and finishes with different faceplate options.



Chloride MSL Series Mini Step Light

A mini low-level lighting option offered in a variety of finishes, ideal for an auditorium.

Tape Light for auditorium applications



Vaya Free Form

Sets the mood of interior and exterior spaces with this compact, bendable LED luminaire.



Day-Brite HCY LED High Bay

Presents functional lighting with an aesthetic appeal and round form factor perfect for a gymnasium, auditorium, or other area of a school with high ceilings.



3D Printed PM Series

Consists of customizable, durable and high output polycarbonate pendants. Try adding lighting with your school colors to the gym!



Day-Brite RBX LED High Bay

Fulfills your general lighting needs with a variety of lumen packages and color temperatures.

High Bay (Rectangular) for gymnasium and arena applications



Day-Brite FCY LED High Bay

Merges performance with quality for a cost-efficient, high-ceiling solution.



Day-Brite FBY LED High Bay

Versatile in form and function with a variety of lumen packages and accessories for your needs.



Day-Brite FBZ LED High Bay

Combines targeted optics with energy efficiency to provide the right light in your space.



Day-Brite HBY High Bay

Provides durability in an appealing compact form and is suitable for use in wet locations such as your natatorium.

Social Gathering

Track for gymnasium and arena display area applications



Lightolier BoldFlood

Designed for energy savers looking to maintain high quality performance and rich color saturation from an aesthetic track luminaire.



3D Printed MS Series

Allows you to choose from a variety of finishes and textures, configured to your specifications.



Lightolier OmniSpot

Provides sleek and discrete aesthetics and high power.

Linear for gymnasium and student center applications



Day-Brite FluxStream EZ LED Wraparound

Simple, 4', energy-efficient option ideal for brightening your hallways and stairwells.



Day-Brite FluxStream LED Wraparound

High-performing, energy-efficient luminaire delivering smooth diffused light.



Day-Brite 5F LED Specification Industrial

Combines traditional aesthetics with high-performing features and specifications, delivering smooth diffused light.

Recessed Troffers for gymnasium and student center applications



Day-Brite FluxGrid Recessed

Offers a familiar style with high quality LED light at an affordable price for your general lighting needs.



Day-Brite FluxGrid Gen 2 Recessed

Offers architectural appeal with "must have" features, including two different lens styles, discrete air return, integral emergency, and access to the boards and driver from below.



Day-Brite FormFlex Recessed

Delivers high performing, even illumination and visual comfort through a fully luminous aperture.

Social Gathering

Recessed Troffers for locker room applications



Day-Brite FluxPanel Selectable

A versatile luminaire available in a variety of sizes with selectable color temperatures and lumen packages and recessed or surface mounting options.



Day-Brite T-Grid Recessed

Low profile with excellent general illumination performance for dark areas such as locker rooms.



Day-Brite FluxGrid Gen 2 Recessed

Offers architectural appeal with "must have" features, including two different lens styles, discrete air return, integral emergency, and access to the boards and driver from below.

Downlighting for gymnasium and locker room applications



Lightolier SlimSurface

Sleek, damp location rated, 5/8" thick LED surface-mounted luminaire with the appearance of a recessed downlight.



Lightolier LyteProfile

Flexible and design-friendly, offering both square and round options, without compromising quality.



Lightolier Calculite IntelliHue technology

Offers uniform illumination with millions of combinations of precise white and color to reduce glare and support concentration.



Lightolier LyteProfile Shower Light

Provides an adaptable, flexible design for use in wet locations, making it perfect to brighten the dark corners of your locker room.

Recessed Troffers for dormitories



Day-Brite FluxGrid Recessed

Offers a familiar style with high quality LED light at an affordable price for your general lighting needs.



Day-Brite FluxGrid Gen 2 Recessed

Offers architectural appeal with "must have" features, including two different lens styles, discrete air return, integral emergency, and access to the boards and driver from below.



Day-Brite FormFlex Recessed

Delivers high performing, even illumination and visual comfort through a fully luminous aperture.

Social Gathering

Linear for dormitory applications



Day-Brite FluxStream Strip

High performing, energy-efficient luminaire delivering smooth diffused light ideal for hallways, restrooms and closets



Day-Brite FluxStream Wraparound

High-performing, energy-efficient luminaire delivering smooth diffused light ideal for hallways.



Day-Brite DormLyte LED

Only 3-7/8" deep, it meets American With Disabilities Act for wall mounted fixtures. Multiple lumen/watt packages for design flexibility and added energy savings. Ideal for over bed or wall mount applications.



Day-Brite LPL Vandal Resistant

Heavy-duty and designed to meet demands of extreme environments, ideal for a dormitories.

Downlights for dormitory applications



Lightolier SlimSurface

Sleek, damp location rated, 5/8" thick LED surface-mounted luminaire with the appearance of a recessed downlight.



Lightolier LyteProfile

Flexible and design-friendly, offering both square and round options, without compromising quality.



Lightolier Calculite

Offers quality uniform illumination, patented installation flexibility, and industry leading visual comfort to support concentration.



Lightolier LyteProfile Shower Light

Provides an adaptable, flexible design for use in wet locations, making it perfect to the brighten dark corners of your dormitories.

Lighting inspired by nature for meeting space applications



Ledalite NatureConnect

Lighting inspired by nature. Bringing the colors and dynamics from nature indoors for a fully immersive experience.

Trulifi for meeting space applications



Trulifi by Signify

Get secure, high-speed Internet through your lights with LiFi.

Retrofit solutions

Recessed Troffers

for dining hall, gymnasium, locker room, dormitories and student center applications



Philips EvoKit retrofit kit

Easily upgrade existing fluorescent troffers to fast-track payback with energy-efficient LEDs in just 5 minutes.

Downlighting

for dining hall, gymnasium, locker room, arena, dormitories, student center, and auditorium applications



Lightolier Commercial Retrofit Downlight

An easy and quick downlight solution that is perfect for varying ceiling heights.

LED Spots




Philips CorePro LED PAR and MR lamps

Offer efficiency and quality to meet your basic lighting needs.



Philips MasterClass LED ExpertColor PAR lamps

Provide warm, rich light to create an inviting atmosphere.



Philips CorePro LED A-Shape lamps

Deliver energy savings, minimized maintenance cost and dependable performance, compared to traditional incandescent bulbs, to meet your basic lighting needs.



Philips MasterClass LED A-Shape lamps

Feature smooth dimming down to 10% or less in a variety of color temperatures to create an inviting atmosphere any time of day.

TLEDs for troffers, linear fixtures, and rectangular high bays



Philips CorePro LED InstantFit Linear lamps

Integrate into traditional fluorescent form factors to upgrade your general lighting and conserve energy.



Philips MasterClass LED InstantFit Linear lamps

Provide consistent light output for quality illumination and are available in plastic for shatter resistance.



Philips CorePro LED High Bay lamps

Help reduce energy usage in your existing HID high bay application.



Philips MasterClass LED TrueForce High Bay lamps

Couple light distribution and high color rendering with energy efficiency to create a comfortable and high productivity environment.



General Illumination

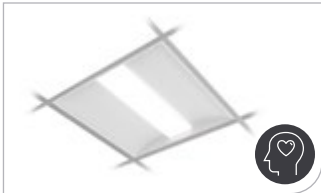
LED lighting can be used to invigorate students and staff throughout campus.

Provide welcoming environments with adjustable, energy-efficient LED lighting to promote wellbeing while limiting energy consumption. Choose from a variety of LED lamps and luminaires to enhance the atmosphere within your buildings, using light to reflect your brand identity or create a particular mood.

Now more than ever, the health and security of everyone on campus is a top priority. Consider UV-C solutions to treat the air and surfaces of busy spaces and inactivate bacteria and viruses. Provide a sense of security in dark areas, such as stairwells or outdoor walkways, and use control solutions to conserve energy and prioritize sustainability, using light only where and when it is needed.


General Illumination

Recessed Troffers for hallway, stairwell, restroom, and administration office applications



Day-Brite FluxGrid Gen 2 Recessed

Offers architectural appeal with “must have” features, including two different lens styles, discrete air return, integral emergency, and access to the boards and driver from below.



Day-Brite EvoGrid Recessed

Balances affordability and dependable design with architectural appeal.



Day-Brite FormFlex Recessed

Delivers high performing, even illumination and visual comfort through a fully luminous aperture.

Linear for hallway applications



Day-Brite FluxStream EZ Wraparound

Simple, 4', energy-saving option ideal for brightening hallways.



Day-Brite FluxStream Strip

High performing, energy-efficient luminaire delivering smooth diffused light.



Day-Brite NWL LED Wraparound

Economical, surface mount, general illumination luminaire for commercial use. The slender form and frosted lens create an appealing visual aesthetic.

Downlighting for hallway applications



Lightolier SlimSurface

Sleek, damp location rated, 5/8" thick LED surface-mounted luminaire with the appearance of a recessed downlight.



Lightolier LyteProfile

Flexible and design-friendly, offering both square and round options, without compromising quality.



Lightolier Calculite

Offers quality uniform illumination, patented installation flexibility, and industry leading visual comfort to support concentration.

General Illumination

Linear for stairwell applications



Day-Brite FluxStream EZ Wraparound

Simple, 4', energy-saving option ideal for brightening your stairwells.



Day-Brite Stairwell

Offers bi-level lighting and an integrated motion sensor to balance energy savings with a feeling of security.



Day-Brite FluxStream Wraparound

High-performing, energy-efficient luminaire delivering smooth diffused light ideal for hallways.

Linear for restroom applications



Day-Brite FluxStream Strip

High performing, energy-efficient luminaire delivering smooth diffused light ideal for restrooms.



Day-Brite FluxStream Wraparound

High-performing, energy-efficient luminaire delivering smooth diffused light.



Day-Brite LPL Vandal Resistant

Heavy-duty and designed to meet demands of extreme environments, ideal for a school restroom.

Downlighting for restroom applications



Lightolier EasyLyte

Budget-friendly, adaptable and flexible for easy-installation needs.



Lightolier LyteProfile

Flexible and design-friendly, offering both square and round options, without compromising quality.



Lightolier Calculite

Offers quality uniform illumination, patented installation flexibility, and industry leading visual comfort to support concentration.

General Illumination

Linear for utility closet applications



Day-Brite FluxStream Strip

High performing, energy-efficient luminaire delivering smooth diffused light ideal for utility closets.



Day-Brite DW Vaporlume Industrial

Sealed and durable for use in wet locations.



Day-Brite V3W Vaporlume

Specialized wet location, IP rated product designed for use in both indoor and outdoor environments. It is a wet location listed, noncorrosive luminaire, ideal for cold storage environments.

Recessed Troffers for utility closet applications



Day-Brite T-Grid Recessed

Low profile with excellent general illumination performance for dark areas.



Day-Brite FluxGrid Gen 2 Recessed

Offers architectural appeal with "must have" features, including two different lens styles, discrete air return, integral emergency, and access to the boards and driver from below.



Day-Brite EvoGrid Recessed

Balances affordability and dependable design with architectural appeal.

Downlighting for utility closet applications



Lightolier Flat Downlight

An easy and quick downlight solution that is perfect for shallow ceilings.



Lightolier SlimSurface

Sleek, damp location rated, 5/8" thick LED surface-mounted luminaire with the appearance of a recessed downlight.



Lightolier LyteProfile

Flexible and design-friendly, offering both square and round options, without compromising quality.

General Illumination

Low Bay

for building lobby or atrium applications



Day-Brite FluxStream Strip

High performing, energy-efficient luminaire delivering smooth diffused light.



3D Printed BA L Series

Offers customizable color, texture, finish, and mounting options to build your school's brand while contributing to a sustainable future.

Pendants

for administration offices, building lobby or atrium applications



3D Printed Decorative Pendants

Support a circular economy while offering customizable, stylish and flexible options.



Lightolier Calculite Cylinder

Features industry leading visual comfort and uniform illumination to accent display cases.

Linear for administration office applications



Day-Brite FluxStream Strip

High performing, energy-efficient luminaire delivering smooth diffused light.



Day-Brite OWL Wraparound

The ideal surface mount general illumination luminaire for quality and affordability.



Day-Brite 5F LED Specification Industrial

Combines traditional aesthetics with high-performing features and specifications, delivering smooth diffused light.



Ledalite FloatPlane Suspended

Provides the affordability of fluorescent with the quality of high-end LED luminaires.

Low Bay for administration office applications



Day-Brite FluxStream Strip

High performing, energy-efficient luminaire delivering smooth diffused light.



3D Printed BA L Series

Offers customizable color, texture, finish, and mounting options to build your school's brand while contributing to a sustainable future.



Day-Brite FluxGrid Gen 2 Recessed

Offers architectural appeal with "must have" features, including two different lens styles, discrete air return, integral emergency, and access to the boards and driver from below.

General Illumination

Downlighting for administration office applications



Lightolier EasyLyte

Budget-friendly, adaptable and flexible for easy-installation needs.



Lightolier LyteProfile

Flexible and design-friendly, offering both square and round options, without compromising quality.



Lightolier Calculite IntelliHue technology

Offers uniform illumination with millions of combinations of precise white and color to reduce glare and support concentration.

Downlighting for healthcare clinic applications



Lightolier SlimSurface

Sleek, damp location rated, 5/8" thick LED surface-mounted luminaire with the appearance of a recessed downlight.



Lightolier LyteProfile


Flexible and design-friendly, offering both square and round options, without compromising quality.



Lightolier Calculite

Offers quality uniform illumination, patented installation flexibility, and industry leading visual comfort to support concentration.

Wall Mount Healthcare Bed Lights for healthcare clinic applications



Day-Brite Horizon Bed Light

Provides an aesthetically pleasing and functional design for any bed light application.



Day-Brite CareWell Eco

Value-oriented solution offering dual lamp compartments, delivering ambient and reading illumination while eliminating debilitating direct glare.



Day-Brite Tableau Wall

Flexible solution with a rotatable aperture that allows field aiming to direct the light where it's needed.

Patient Room Recessed

for healthcare clinic applications



Day-Brite Multi-Med

Facilitates comfort, care and control, providing the essential illumination for exam rooms.

Retrofit solutions

Recessed Troffers

for hallways, stairwells, restrooms, and utility closet applications



Philips EvoKit retrofit kit

Easily upgrade existing fluorescent troffers to fast-track payback with energy-efficient LEDs in just 5 minutes.

Downlighting

for hallways, stairwells, restrooms, utility closets and healthcare clinic applications



Lightolier Commercial Retrofit Downlight

An easy and quick downlight solution that is perfect for varying ceiling heights.

LED Spots



Philips CorePro LED PAR and MR lamps

Offer efficiency and quality to meet your basic lighting needs.



Philips MasterClass LED ExpertColor PAR lamps

Provide warm, rich light to create an inviting atmosphere.



Philips CorePro LED A-Shape lamps

Deliver energy savings, minimized maintenance cost and dependable performance, compared to traditional incandescent bulbs, to meet your basic lighting needs.



Philips MasterClass LED A-Shape lamps

Feature smooth dimming down to 10% or less in a variety of color temperatures to create an inviting atmosphere any time of day.

TLEDs



Philips CorePro LED InstantFit Linear lamps

Integrate into traditional fluorescent form factors to upgrade your general lighting and conserve energy.



Philips MasterClass LED InstantFit Linear lamps

Provide consistent light output for quality illumination and are available in plastic for shatter resistance.





Security & Emergency

**Promote a sense of security and comfort
by ensuring well-lit spaces throughout the
interior and exterior of the building.**

Now more than ever, the health and safety of students and staff is top priority. Consider upper air UV-C solutions to inactivate viruses and bacteria in busy areas, such as gymnasiums and dining halls.

Meet code requirements with exit and emergency solutions that provide a sense of security for your students and staff in hectic moments.

Security & Emergency

Exit/Emergency luminaires



**Chloride Value+
VLTC Exit Combo**

Suitable for any general-purpose application with its low-profile design and affordability.



**Chloride Compac
CLC Exit Combo**

Prepares you for any emergency with its sleek design that enables general wayfinding and immediate egress in an emergency.



**Chloride Edge-Lit
44R Exit Sign**

Features a contemporary universal and compact design that can be surface-mounted or recessed.

UV-C solutions for upper air and surface treatment applications

UV-C lighting can play an important role in neutralizing harmful viruses and bacteria, especially in mask-off environments such as cafeterias. This additional layer of protection may provide a greater sense of comfort for teachers and coaches, as they lead students while in classrooms and gymnasiums. UV-C upper-air and closed chambers can also run continually, helping to reduce the need for manual disinfection, especially in high-traffic areas such as restrooms or locker rooms.



**Alkco UV-C Upper Air
U2C 2x2 Grid Ceiling Mount**

Treats air in occupied spaces to offer a layer of protection against bacteria, viruses, and fungal spores to help your students and staff feel secure.*



**Alkco UV-C Upper Air
UWL Louvered Wall Mount**

Treats air in occupied spaces to offer a layer of protection against bacteria, viruses, and fungal spores to help your students and staff feel secure.*



**Alkco UV-C Surface
UST Strip**

Can immobilize bacteria on preparation surfaces and equipment with surface and suspended mounting options.



**Alkco UV-C Surface
UHB High Bay**

Can immobilize bacteria on preparation surfaces and equipment for ceiling heights of 10' to 25'.

Control Systems for UV-C applications



Philips Dynalite UV-C Controls

Control system allows the UV-C lighting system to be used and operated with greater safety than a system without an equivalent control solution in place.



Interact

The Interact Space Management application can be used to further identify which areas have been occupied and need to be sanitized, as well as help manage social distancing.



Once BioShift Chambers

Uses UV-C light to inactivate viruses and other pathogens on objects placed in the chamber, neutralizing most viruses in 5 minutes.

*Signify wall mount and ceiling mount upper air UV-C luminaires were tested for SARS-CoV-2 in Innovative Bioanalysis Lab. The wall-mounted luminaire achieved 99.9% reduction in 10 minutes and the ceiling mount luminaire achieved 92.6% reduction in 20 minutes. The luminaires were also tested for Escherichia coli in Intertek Lab. Both luminaires achieved 99.9% reduction in 45 minutes.



Outdoor

Provide a sense of security throughout your campus with long-lasting LED lighting. Enhance peace of mind with quality illumination in parking lots, walkways and recreational areas as students, staff and visitors explore campus, travel to their next class or grab a quick meal.

Outdoor

Wall Mounted lighting solutions for perimeter applications



Stonco WallPack DualSelect

Combines classic design with LED for energy-efficient wall lighting.



Stonco LytePro Wall Sconce

Features outstanding value in a small and compact, architectural design, combining energy efficiency with performance.



Gardco 121 LED Sconce

Offers a stylish, powerful optical design, while delivering high light levels and functional distributions for excellent visibility.



Gardco PureForm PWS Comfort Wall Sconce

Provides clear line of sight to your building with its sleek, low profile design and comfort optics.

Floodlighting for perimeter and track and field applications



Stonco Slim Flood

Your best value for general floodlighting with a discreet and modern design



Gardco DuraForm

Provides seamless replacement of HID luminaires in three sizes.



Gardco ClearScape

Features an architecturally stylish design that will complement your field's visual landscape.

Pedestrian/Site and Area for pathway, parking lot, parking structure, and street applications



Stonco Area Light

Pole-mounted fixture delivering value with high energy efficiency.



Gardco EcoForm

Combines economy with performance and makes it simple to switch to LED and brighten your parking area.



Gardco PureForm Area

Features a sleek and low-profile fixture, available in a variety of sizes with arm mount, post top, or bollard designs. Comfort optics enhance visual comfort by reducing glare to provide a sense of security in your parking lot.

Outdoor

Post Top for pathway applications



Gardco PureForm Post Top comfort

Features a sleek, low profile design with comfort optics to reduce glare.



Lumec MetroScape Post-Top

Features flexible, robust energy-efficient solutions for heritage-styled urban architectural lighting.



Hadco Hagerstown Post Top Comfort

Offers modular post top concepts to create a unique style, combining a traditional look with modern LED technology.



Hadco Refractive Post Top with LumiLock LED

Beautifies outdoor spaces while adding a sense of security. Its configurable LED light engine is the ideal alternative to HID sources.



Lumec UrbanScape Post-Top Comfort

Features flexible, robust energy-efficient solutions for modern urban architectural lighting.

Bollards for pathway applications



Gardco PureForm PBL

Integrates a sleek, low profile design, extraordinary light output, and energy savings into an innovative pedestrian scale luminaire.



Gardco Louver Bollard

Provides uniform illumination, superior spacing and solid vandal resistance.



Gardco Full Cutoff Bollard

Features LEDs concealed below cast louvers to provide down lighting for landscape and pathway applications.



Lumec SleekVision Bollard

Features ClearGuide, a revolutionary, vertically-oriented light engine designed to reduce pixelation and glare in a sleek form factor.



Lumec ClassicStyle Bollard

Features ClearGuide, a revolutionary, vertically-oriented light engine designed to reduce pixelation and glare in a classic style.

Outdoor

Canopy for parking structure applications



Stonco Garage and Canopy Round DualSelect

The go-to durable, cost-effective lighting solution for your parking garages, covered walkways and outdoor canopies in a round form factor.



Day-Brite FluxStream Sealed Strip

Linear option, suitable for wet locations and available in a variety of lengths and color temperatures.



Gardco SoftView

Features edge-lit technology, providing visual comfort with minimal glare to enhance visibility in your parking garage. An added uplight feature reduces cave effect for an increased sense of security.

Roadway/Parking lot for parking lot and street applications



Lumec Roadway Security Luminaire

The definition of security made simple and affordable with easy installation, maximized operations and maintenance savings.



Lumec RoadFocus Cobra Head

Features a sleek design and provides seamless replacement of HID luminaires in three sizes.



Lumec RoadStar Architectural Roadway

Combines a decorative look with powerful performance in two sizes.

Architectural



Color Kinetics

Delivers indoor and outdoor LED lighting systems in a wide range of types, form factors, and output levels — empowering you to achieve your unique vision.

Retrofit Solutions

Corn Cob lamps



Philips CorePro LED Corn Cob Lamps

Maximize energy savings with this LED solution at an affordable price.



Philips MasterClass LED TrueForce Corn Cob Lamps

Provide the "perfect fit" with uncompromising efficacy and color quality to keep parking areas brightly lit.

Wall Pack lamps



Philips CorePro LED Wall Pack Lamps

An ideal HID replacement providing high intensity illumination for added visibility outside of your building.

The benefits of lighting controls

Because it helps you become the school you want to be.

Lighting controls save energy, are often required by code, and allow adjustable lighting to enhance a learning environment. Take advantage of Signify's expansive controls portfolio to reap the benefits.



Be a high-performing school students and teachers want

Use adjustable lighting to improve classroom comfort and help stimulate and engage pupils.



Be an energy and cost efficient school

Use sensors to detect activity and daylight levels and automate your lighting to match school schedules, timetables or between classes foot traffic.



Be a school that's continually improving.

Via a convenient dashboard you or your installer can access a wealth of information to further optimize your school's lighting and make savings.



Enhance your security

Use sensors to detect movement, instantly activating lights after hours. Interact Pro complies with DLC cybersecurity requirements to ensure the safety of your system.



Smart lighting can boost efficiency in three ways.

1

Energy efficiency

By switching to LED you'll achieve the same light output using far less energy.



2

Longer lifespan

Save on replacements with long-lasting LED technology reducing cost, hassle and disruption.

Last up to **25x** longer

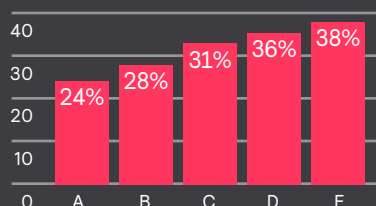
3

Automation

Add lighting controls to save year on year by aligning your lighting usage with your work day.



- A. Occupancy-based dimming
- B. Daylight sensing and dimming
- C. Occupant personalization
- D. Task-based tuning (dimmers/switches)
- E. Combined strategies



- ✓ Use sensors to detect light levels and adjust lighting outputs to provide only the light that's needed.
- ✓ Turn lights on/off or dim light levels using motions sensors – no more forgotten rooms.
- ✓ Use data from your Interact Pro dashboard to help you optimize energy usage.



Many Signify and Philips LED products*, including Interact Pro, are DesignLights Consortium qualified in standard and premium categories. According to research, DLC has documented that controls can save up 32% energy savings in an education facility.

Code Compliance

Code Requirements	ASHRAE 90.1	Unique Manufactures	IECC 2018
Lighting Power Density	x	x	x
Dimming	x	x	x
Automatic Shut-off	x	x	x
Daylight Regulation	x	x	x
Time Schedules	x	x	x
Plug Load Controls	x	x	x
Manual Controls	x	x	x
Load Shedding/Demand Response	x	x	x
UL 924	x	x	x

Different code requirements mandate certain control strategies. Whether you're doing a school retrofit project or building a new facility, make sure you are meeting code.

Summary of estimated control factors by building type

Building Type	Total Buildings	Unique Manufactures	Control Factor ¹ (savings percentage)			
			Average	24th – 75th Percentile ²	High-End Trim Contribution	Other Control Strategies ³
Assembly	6	2	0.28	0.11 – 0.45	0.07	0.23
Education	14	5	0.41	0.19 – 0.58	0.19	0.32
Healthcare	2	1	0.52	0.48 – 0.56	0.33	0.24
Manufacturing	73	4	0.40	0.20 – 0.55	0.16	0.29
Office	57	8	0.64	0.53 – 0.81	0.46	0.36
Restaurant	3	2	0.59	0.47 – 0.68	0.27	0.30
Retail	29	1	0.44	0.39 – 0.48	0.22	0.27
Warehouse	10	2	0.68	0.53 – 0.79	0.38	0.48
Overall	194	12	0.49	0.35 – 0.69	0.27	0.32

Did you know that many utility companies offer rebates as an incentive to commercial customers for upgrading to more energy efficient lighting?

Find utility rebates on Signify products at www.usa.lighting.philips.com/support/support/legislation/utility-rebates

* Please see the DLC QPL list for exact catalog numbers, www.designlights.org/QPL

1. A control factor is a number between 0 and 1, representing the fraction of the energy saved through controls. 0 represents no savings, and 1 means all energy is saved. Control factor is equivalent to percent savings (% savings) when presented in percentage. For example, a control factor of 0.49 is equivalent to 49 percent savings (49% savings).

2. The range for the middle 50% is displayed instead of the full range between the minimum and the maximum to provide a more representative range of savings one can generalize and expect.

3. In this report, the control factors for control strategies other than high-end trim, unless otherwise noted, are in comparison to an inferred baseline with savings from high-end trim removed. Therefore, the control factors for highend trim and other control strategies will not add up to the overall control factor. See Page 33 for a more detailed discussion.

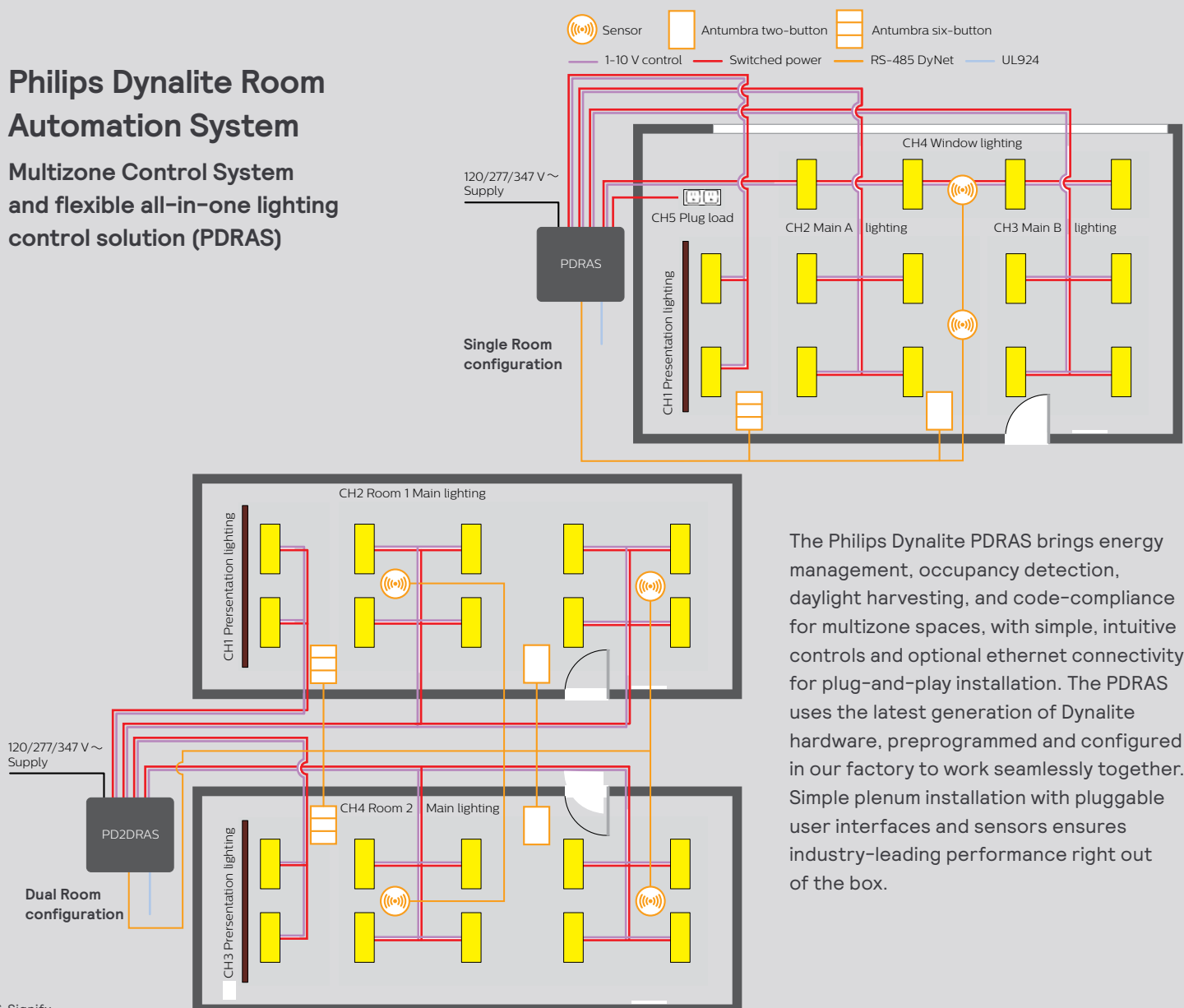
Philips Dynalite Wired Options

Both standalone and networked control solutions that meet code requirements, maximize energy savings potential and support flexible functional behaviors, which are ideal for classrooms. With backend software, the system offers the ability to visualize and monitor energy consumption as well as manage lighting assets throughout your school.

Consider a factory pre-configured Room Automation System (PDRAS) with out-of-box scenes and sensor behaviors that are designed to support your learning environments. Save on labor costs with plug and play CAT5 installation between all the control devices and balance your budget with the flexibility to install the PDRAS in a single room application with up to five zones or in a dual room application with up to two zones per room. Moreover, the system is scalable and allows all the spaces to be networked together for central monitoring and management capabilities.

Philips Dynalite Room Automation System

Multizone Control System and flexible all-in-one lighting control solution (PDRAS)

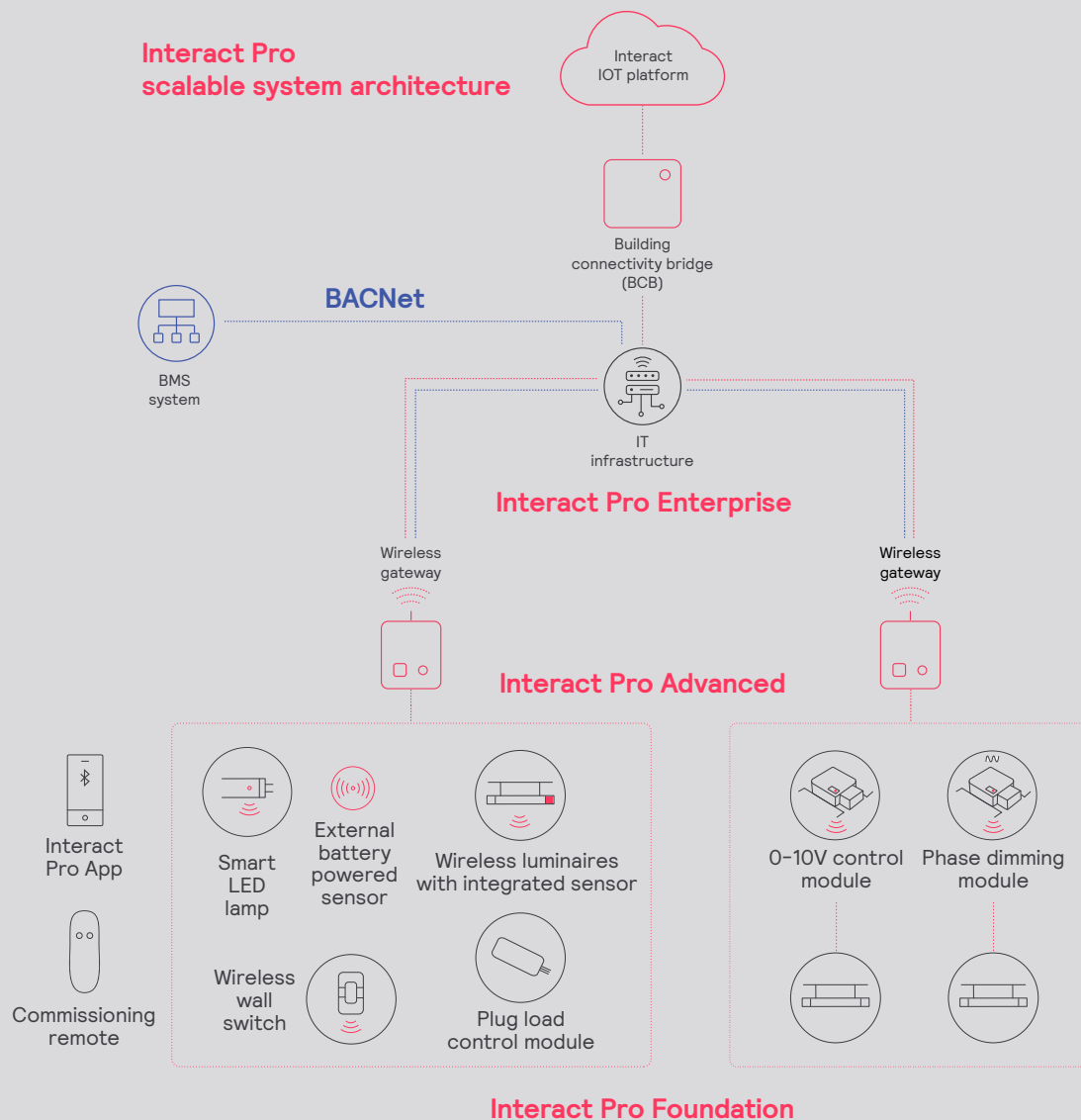


The Philips Dynalite PDRAS brings energy management, occupancy detection, daylight harvesting, and code-compliance for multizone spaces, with simple, intuitive controls and optional ethernet connectivity for plug-and-play installation. The PDRAS uses the latest generation of Dynalite hardware, preprogrammed and configured in our factory to work seamlessly together. Simple plenum installation with pluggable user interfaces and sensors ensures industry-leading performance right out of the box.

interact Wireless Options

Signify Interact Pro helps to boost energy savings, reach sustainability targets, and enhance occupancy comfort levels immediately from day one.

Interact IoT platform is a secure, scalable, and sustainable cloud-based Internet of Things (IoT) platform designed to help run your operations sustainably, efficiently and reliably. The Interact Pro scalable system is a cost-efficient and wireless solution for every step of your smart lighting journey. The system is fully scalable, so it can grow as building requirements grow – from smart to super-smart. This system is fully compliant with all standard regulations to claim utility rebates (ASHRAE, Title 24, IECC, UL924, DLC).



Index

General Illumination

Area	Product Type	Level	Suggested Product
Restroom	Recessed Troffer	Retrofit	Philips TLED
			Philips EvoKit
		Entry	Day-Brite FluxGrid Gen2 Recessed LED
		Performance	Day-Brite EvoGrid Recessed
	Downlight	Spec	Day-Brite FormFlex Recessed
		Retrofit	Philips LED PAR Lamps
		Entry	Lightolier EasyLyte
		Performance	Lightolier LyteProfile
	Linear	Spec	Lightolier Calculite
		Retrofit	Philips TLED
		Entry	Day-Brite FluxStream LED Strip
		Performance	Day-Brite FluxStream LED Wraparound
Hallway	Linear	Spec	Day-Brite LPL Series Vandal Resistant
		Retrofit	Philips TLED
		Entry	Day-Brite FluxStream EZ Wraparound
		Performance	Day-Brite FluxStream LED Strip
	Downlight	Spec	Day-Brite NWL Wraparound
		Retrofit	Lightolier Commercial Retrofit Downlight
		Entry	Lightolier SlimSurface
		Performance	Lightolier LyteProfile
	Recessed Troffer	Spec	Lightolier Calculite Downlights
		Retrofit	Philips TLED
			Philips EvoKit
		Entry	Day-Brite FluxGrid Gen2 Recessed LED
Stairwell	Linear Wall Mount	Performance	Day-Brite EvoGrid Recessed
		Spec	Day-Brite FormFlex Recessed
		Retrofit	Philips TLED
		Entry	Day-Brite FluxStream EZ Wraparound
	Recessed Troffer	Performance	Day-Brite Stairwell
		Spec	Day-Brite FluxStream Wraparound
		Retrofit	Philips TLED
			Philips EvoKit
		Entry	Day-Brite FluxGrid Gen2 Recessed LED
		Performance	Day-Brite EvoGrid Recessed
		Spec	Day-Brite FormFlex Recessed
Utility Closet	Recessed Troffer	Spec	Day-Brite FluxGrid Gen2 Recessed LED
		Performance	Day-Brite T-Grid Recessed
		Retrofit	Philips TLED
	Downlight		Philips EvoKit
		Retrofit	Lightolier Commercial Retrofit Downlight
		Entry	Lightolier Flat Downlight Select
		Performance	Lightolier SlimSurface
	Linear Industrial	Spec	Lightolier LyteCaster
		Retrofit	Philips LED InstantFit Lamps
		Entry	Day-Brite FluxStream LED Strip
		Performance	Day-Brite DW Vaporlume LED Industrial
		Spec	Day-Brite V3W Vaporlume LED

Area	Product Type	Level	Suggested Product
Lobby/Atrium	Pendants	Retrofit	Philips LED Bulbs
			Philips LED PAR and MR Lamps
		Performance	3D Printed Decorative Pendants
		Spec	Lightolier Calculite LED Cylinder
	Low Bay	Retrofit	Philips LED PAR Lamps
		Entry	Day-Brite FluxStream LED Strip
		Performance	3D Printing Low Bay - BA L Series
	Recessed Troffer	Retrofit	Philips TLED
			Philips EvoKit
		Performance	Day-Brite FluxGrid Gen2 Recessed LED
		Spec	Day-Brite FormFlex Recessed
Administration (Office Space)	Downlight	Retrofit	Philips LED PAR Lamps
		Entry	Lightolier EasyLyte LED
		Performance	Lightolier LyteProfile LED
		Spec	Lightolier Calculite IntelliHue
	Low Bay	Retrofit	Philips LED PAR Lamps
		Entry	Day-Brite FluxStream LED Strip
		Performance	3D Printing Low Bay - BA L Series
		Spec	Day-Brite FluxGrid Gen2 Recessed LED
	Linear	Retrofit	Philips TLED
		Entry	Day-Brite FluxStream LED Strip
		Performance	Day-Brite OWL Wraparound
		Spec	Day-Brite 5F LED Industrial
	Pendants		Ledalite FloatPlane Suspended
		Retrofit	Philips LED Bulbs
		Entry	Philips LED PAR and MR Lamps
		Performance	3D Printed Decorative Pendants
		Spec	Lightolier Calculite LED Cylinder
Healthcare Clinic	Downlight	Retrofit	Lightolier Commercial Retrofit Downlight
		Entry	Lightolier SlimSurface
		Performance	Lightolier LyteProfile
		Spec	Lightolier Calculite
	Wall Mount Bed Lights	Entry	Day-Brite Horizon Bed Light
		Performance	Day-Brite Carewell Eco
		Spec	Day-Brite Tableau Wall
	Patient Room Recessed	Retrofit	Philips TLED
		Performance	Day-Brite Multi-Med
	Pendants	Retrofit	Philips LED Bulbs
		Entry	Philips LED PAR and MR Lamps
		Performance	3D Printed Decorative Pendants
		Spec	Lightolier Calculite LED Cylinder
Exit & Emergency	Exit & Emergency	Entry	Chloride Value+ LED - VLTC Exit/Unit Combo
		Performance	Chloride Compac LED CLC Exit/Unit Combo
		Spec	Chloride 44R Series Edge-Lit Exit

Index

Learning Areas

Area	Product Type	Level	Suggested Product
Library	Recessed Troffer	Retrofit	Philips TLED
			Philips EvoKit
		Entry	DayBrite FormFlex
		Performance	Ledalite SilkSpace Definition
		Spec	Ledalite ArcForm
	Downlight	Retrofit	Philips LED PAR Lamps
		Entry	Lightolier EasyLyte
		Performance	Lightolier LyteProfile
		Spec	Lightolier Calculite IntelliHue
	Low Bay	Retrofit	Philips LED PAR Lamps
		Entry	Day-Brite FluxStream Wraparound
		Performance	3D Printing Low Bay - BA L Series
		Spec	Day-Brite 5F LED Specification Industrial
	Linear	Retrofit	Philips TLED
		Entry	Day-Brite FluxStream LED Strip
		Performance	Day-Brite NWL Wraparound
		Spec	Ledalite TruGroove Recessed Micro
	Pendants	Retrofit	Philips LED Bulbs
			Philips LED PAR and MR Lamps
		Performance	3D Printed Decorative Pendants
		Spec	Lightolier Calculite LED Cylinder
	Track	Retrofit	LED Spots
		Entry	Lightolier Track Head
		Performance	3D Printing Track - MS Series
		Spec	Lightolier OmniSpot Track Heads
Classroom	Recessed Troffer	Retrofit	Philips TLED
		Entry	Philips EvoKit
		Performance	Day-Brite FluxGrid Gen2 Recessed LED
		Spec	Day-Brite FormFlex Recessed
	Downlight	Retrofit	Lightolier Commercial Retrofit Downlight
		Entry	Lightolier SlimSurface
		Performance	Lightolier LyteProfile
		Spec	Lightolier Calculite
	Linear Wall	Retrofit	Philips TLED
		Entry	Ledalite Jump Wall
		Performance	Ledalite Sync Wall
		Spec	Ledalite TruGroove Wall
	Linear Suspended	Retrofit	Philips TLED
		Entry	Ledalite FloatPlane Suspended
		Performance	Ledalite Sync Suspended
		Spec	Ledalite TruGroove Suspended

Area	Product Type	Level	Suggested Product	
Chemical Lab	Downlight	Retrofit	Lightolier Commercial Retrofit Downlight	
		Entry	Lightolier SlimSurface	
		Performance	Lightolier LyteProfile	
		Spec	Lightolier Calculite	
	Cleanroom	Performance	KleenSeal 100 Recessed Cleanroom	
	Linear Industrial	Performance	Day-Brite FluxStream Sealed Strip	
Computer Lab	Downlight	Retrofit	Philips TLED	
		Entry	Lightolier SlimSurface	
		Performance	Lightolier LyteProfile LED	
		Spec	Lightolier Calculite	
	Linear	Retrofit	Philips TLED	
		Spec	Ledalite BoldPlay Suspended	
			Ledalite TruGroove Suspended Micro	
			Ledalite 3" TruGroove	
Engineering Lab	Downlight	Retrofit	Philips TLED	
		Entry	Lightolier SlimSurface	
		Performance	Lightolier LyteProfile LED	
		Spec	Lightolier Calculite	
	Cleanroom	Performance	KleenSeal 100 Recessed Cleanroom	
		Day-Brite FluxPanel LED		
	Linear Industrial	Retrofit	Philips LED InstantFit Lamps	
		Performance	Day-Brite FluxStream Sealed Strip	
			Day-Brite LBX Linear Suspended	
			Spec	Day-Brite DW Vaporlume LED Industrial
		Day-Brite V3W Vaporlume LED		
	Lecture Halls	Linear	Retrofit	Philips TLED
Entry			Day-Brite FluxStream LED Strip	
Performance			Day-Brite NWL Wraparound	
Spec			Ledalite TruGroove Recessed	
			Ledalite TruGroove Recessed Micro	
		Downlight	Retrofit	Philips LED PAR Lamps
Entry			Lightolier LyteCaster	
Performance			Lightolier LyteProfile	
Spec			Lightolier Calculite IntelliHue	
Pendants		Retrofit	Philips LED Bulbs	
		Entry	Philips LED PAR and MR Lamps	
		Performance	3D Printed Decorative Pendants	
		Spec	Lightolier Calculite LED Cylinder	
Track		Retrofit	LED Spots	
		Entry	Lightolier BoldFlood	
		Performance	3D Printing Track - MS Series	
		Spec	Lightolier OmniSpot Track Heads	
Art Gallery		Track	Retrofit	Philips LED PAR and MR Lamps
			Entry	Lightolier Track Head
			Lightolier BoldFlood	
	Performance		3D Printing Track - MS Series	
Spec	Lightolier OmniSpot Track Heads			

Index

Social Gathering

Area	Product Type	Level	Suggested Product
Auditoriums	Downlight	Retrofit	Philips LED PAR Lamps
		Entry	Lightolier EasyLyte
		Performance	Lightolier LyteProfile
		Spec	Lightolier Calculite Cylinder Lightolier Calculite IntelliHue
	Low Bay	Retrofit	Philips LED PAR Lamps
		Entry	Day-Brite FluxStream LED Strip
		Performance	3D Printing Low Bay - BA L Series
	High Bay (Round)	Retrofit	Philips LED High Bay Lamps
		Entry	Day-Brite HCY LED High Bay
		Performance	3D Printed PM Series
		Spec	Day-Brite RBX LED High Bay
	Pendants	Retrofit	Philips LED Bulbs
		Entry	Philips LED PAR and MR Lamps
		Performance	3D Printed Decorative Pendants
		Spec	Lightolier Calculite LED Cylinder
	Step Lights	Entry	Chloride SoftGlo Night Light Chloride PathMaster Mini Step Light
		Performance	Chloride SD Series Step Light
		Spec	Chloride MSL Series Mini Step Light
	Tape Light	Performance	Vaya Free Form
Gymnasium (Basketball Court)	High Bay (Round)	Retrofit	Philips LED High Bay Lamps
		Entry	Day-Brite HCY LED High Bay
		Performance	3D Printed PM Series
		Spec	Day-Brite RBX LED High Bay
	High Bay (Rectangular)	Retrofit	Philips LED High Bay Lamps
		Entry	Day-Brite FCY High Bay
		Performance	Day-Brite FBZ High Bay
		Spec	Day-Brite FBY High Bay
		Natatorium	Day-Brite HBY High Bay
Gymnasium (Indoor Workout Gym)	Low Bay	Retrofit	Philips LED PAR Lamps
		Entry	Day-Brite FluxStream LED Strip
		Performance	3D Printing Low Bay - BA L Series
		Spec	Day-Brite FluxGrid Gen 2 Recessed
	Track	Retrofit	LED Spots
		Entry	Lightolier BoldFlood
		Performance	3D Printing Track - MS Series
		Spec	Lightolier OmniSpot Track Heads
	Linear	Retrofit	Philips TLED
		Entry	Day-Brite FluxStream EZ Wraparound
		Performance	Day-Brite FluxStream Wraparound
		Spec	Day-Brite 5F LED Specification Industrial
	Recessed Troffer	Retrofit	Philips TLED
		Entry	Philips EvoKit
		Performance	Day-Brite FluxGrid Gen 2 Recessed
		Spec	Day-Brite FormFlex Recessed
	Downlight	Retrofit	Lightolier Commercial Retrofit Downlight
		Entry	Lightolier SlimSurface
		Performance	Lightolier LyteProfile
		Spec	Lightolier Calculite IntelliHue

Area	Product Type	Level	Suggested Product
Locker Room	Recessed Troffer	Retrofit	Philips TLED Philips EvoKit
		Entry	Day-Brite FluxPanel Selectable
		Performance	Day-Brite T-Grid Recessed
		Spec	Day-Brite FluxGrid gen2 Recessed
	Downlight	Retrofit	Lightolier Commercial Retrofit Downlight
		Entry	Lightolier SlimSurface
		Performance	Lightolier LyteProfile
		Spec	Lightolier Calculite IntelliHue
		Shower	Lightolier LyteProfile Shower Light
Cafeteria/Dining Halls	Recessed Troffer	Retrofit	Philips TLED Philips EvoKit
		Performance	Day-Brite FluxGrid Gen2 Recessed
		Spec	Day-Brite FormFlex Recessed
	Downlight	Retrofit	Philips LED PAR Lamps
		Entry	Lightolier LyteProfile LED
		Performance	Lightolier Calculite Cylinder
		Spec	Lightolier Calculite
	Pendants	Retrofit	Philips LED Bulbs Philips LED PAR and MR Lamps
		Spec	3D Printed Decorative Pendants Lightolier Calculite LED Cylinder
	Suspended Linear	Retrofit	Philips TLED
		Spec	Ledalite Jump Suspended Ledalite FloatPlane Suspended Ledalite TruGroove Suspended
	Canopy	Spec	Gardco SoftView Parking Garage
Dorms	Linear	Retrofit	Philips TLED
		Entry	Day-Brite FluxStream Strip
		Performance	Day-Brite FluxStream Wraparound
		Spec	Day-Brite LPL Series Vandal Resistant
	Recessed Troffer	Retrofit	Philips TLED Philips EvoKit
		Performance	Day-Brite FluxGrid Recessed Day-Brite FluxGrid Gen2 Recessed
		Spec	Day-Brite FormFlex Recessed
	Downlight	Retrofit	Philips LED PAR Lamps
		Entry	Lightolier SlimSurface
		Performance	Lightolier LyteProfile
		Spec	Lightolier Calculite
Student Center	Linear	Retrofit	Philips TLED
		Entry	Day-Brite FluxStream EZ Wraparound
		Performance	Day-Brite FluxStream Wraparound
		Spec	Day-Brite 5F LED Specification Industrial
	Downlight	Retrofit	Philips LED PAR Lamps
		Entry	Lightolier LyteProfile
		Performance	Lightolier Calculite Cylinder
		Spec	Lightolier Calculite IntelliHue

Index

Social Gathering

Area	Product Type	Level	Suggested Product
Student Center	Pendants	Retrofit	Philips LED Bulbs
		Entry	Philips LED PAR and MR Lamps
		Performance	3D Printed Decorative Pendants
		Spec	Lightolier Calculite LED Cylinder
	Low Bay	Retrofit	Philips LED PAR Lamps
		Entry	Day-Brite FluxStream LED Strip
		Performance	3D Printing Low Bay - BA L Series
		Spec	Day-Brite FluxGrid Gen 2 Recessed
	Recessed Troffer	Retrofit	Philips TLED
		Performance	Philips EvoKit
		Spec	Day-Brite FluxGrid Gen 2 Recessed Day-Brite FormFlex Recessed
Arena	High Bay (Round)	Retrofit	Philips LED High Bay Lamps
		Entry	Day-Brite HCY LED High Bay
		Performance	3D Printed PM Series
		Spec	Day-Brite RBX LED High Bay
	High Bay (Rectangular)	Retrofit	Philips LED High Bay Lamps
		Entry	Day-Brite FCY High Bay
		Performance	Day-Brite FBZ High Bay
		Spec	Day-Brite FBY High Bay
	Low Bay	Retrofit	Philips LED PAR Lamps
		Entry	Day-Brite FluxStream LED Strip
		Performance	3D Printing Low Bay - BA L Series
	Downlight	Retrofit	Philips LED PAR Lamps
		Entry	Lightolier LyteProfile LED
		Performance	Lightolier Calculite LED Cylinder
		Spec	Lightolier Calculite IntelliHue
	Track	Retrofit	LED Spots
		Entry	Lightolier BoldFlood
		Performance	3D Printing Track - MS Series
		Spec	Lightolier OmniSpot Track Heads
	Pendants	Retrofit	Philips LED Bulbs
		Entry	Philips LED PAR and MR Lamps
		Performance	3D Printed Decorative Pendants
		Spec	Lightolier Calculite Cylinder
Lighting inspired by nature	Ledalite NatureConnect	Spec	Ledalite NatureConnect
Trulifi	Trulifi	Spec	Trulifi by Signify

Outdoor

Area	Product Type	Level	Suggested Product
Perimeter	Wall Mount	Retrofit	Philips CorePro LED Wall Pack
		Entry	Stonco WallPack DualSelect Stonco LytePro 7 Wall Sconce
		Performance	Gardco 121 Sconce
		Spec	Gardco PureForm Wall Sconce Comfort PWS
Perimeter Track & Field	Floodlight	Entry	Stonco SlimFlood
		Performance	Gardco DuraForm
		Spec	Gardco ClearScape
Pathway Parking Lot/ Street Parking Structure	Site and Area / Pedestrian	Retrofit	Philips LED Corn Cob
		Entry	Stonco Area Light Select
		Performance	Gardco EcoForm
		Spec	Gardco PureForm
Pathway	Architectural Post Top	Spec	Gardco PureForm LED Post Top comfort PPT
		Spec	Lumec MetroScape Post-Top Lumec UrbanScape Post-Top Comfort Hadco Hagerstown Post Top Comfort Hadco Refractive Post Top with LumiLock
	Architectural Bollard	Spec	Gardco PureForm Bollard Gardco Louver Bollard Gardco Full Cutoff Bollard
		Spec	Lumec SleekVision Bollard Lumec ClassicStyle Bollard
		Spec	
	Urban Bollard	Spec	
		Spec	
		Spec	
		Spec	
		Spec	
Parking Structure	Canopy	Retrofit	Philips TLED
		Entry	Stonco Garage & Canopy DualSelect Stonco Garage and Canopy Round DualSelect
		Performance	Day-Brite FluxStream Sealed Strip
		Spec	Gardco SoftView Parking Garage
Parking Lot/ Street	Roadway / Parking Lot	Entry	Lumec Roadway Security
		Performance	Lumec RoadFocus Cobra Head Gardco EcoForm
		Spec	Lumec RoadStar Architectural Roadway Gardco PureForm Area
		Spec	
Facades	Architectural	Spec	Color Kinetics



© 2022 Signify Holding. All rights reserved. The information provided herein is subject to change, without notice. Signify does not give any representation or warranty as to the accuracy or completeness of the information included herein and shall not be liable for any action in reliance thereon. The information presented in this document is not intended as any commercial offer and does not form part of any quotation or contract, unless otherwise agreed by Signify.

Signify North America Corporation
400 Crossing Blvd, Suite 600
Bridgewater, NJ 08807
Telephone: 855-486-2216

Signify Canada Ltd.
281 Hillmount Road,
Markham, ON, Canada L6C 2S3
Telephone 800-668-9008

All trademarks are owned by Signify Holding or their respective owners.