



Support a healing environment

Healthcare Lighting





The modern healthcare experience

As the global leader in lighting for more than 125 years, Signify has the know-how, the global industry partnerships and the most comprehensive portfolio of energy efficient technology to meet all your application needs.

Lighting plays an important role in healthcare, improving both the patient experience and the staff's ability to provide the required level of care. LED lighting and controls is the sustainable choice to help you reduce costs by saving energy.

The latest LED technologies from Signify, like AccuRender color rendering technology and Ledalite NatureConnect natural lighting system, support wellbeing and provide a nurturing atmosphere for patients. Connected systems like Interact and Dynalite can create a dynamic work environment for staff and improve the operational efficiency of your facility.

Visit www.signify.com/healthcare to learn more.



Enhance the experience & support wellbeing

LED lighting and controls can enhance patient comfort, employee engagement and the overall atmosphere of your facility.

Support circadian rhythm regulation with AccuRender technology and interact bio-adaptive lighting capabilities.¹

Contribute to staff productivity, daytime vitality² and alertness³ with well-designed and well-lit spaces.

Take advantage of connected systems and intuitive controls to adapt lighting behaviors to match your specific visual needs.



Sustainability

Comply with energy legislation and support sustainability targets with LED lighting and controls.

Save up to 75% energy savings with smart lighting control systems.⁴

Stay on trend while meeting sustainability goals and helping you reduce your carbon footprint with 3D printed, customizable luminaires.

Invest in quality products that require less material and less packaging.



Streamline operations

Integrate lighting with other systems, such as building management, heating and air conditioning, and get real-time visibility on your building's operational performance.

Keep maintenance to a minimum with long-lasting LED technology and digital controls that allow you to apply light where and when you need it.

With advanced sensor packages, monitor environmental parameters and gain granular insights in functional areas.

Use IoT technology to manage and control multiple sites from a single central location.

1. Czeisler, 1999; Dijk & Archer, 2009; Lucas 2012, 2019.

2. Partonen 2000

3. Viola 2008, Smolders 2012; Geerdink 2017

4. Based on installation in the GSA-operated Metcalfe Federal Building

located in Chicago, Illinois. This project was installed under the GSA Green Proving Ground Program. <https://www.assets.signify.com/is/content/Signify/Assets/philips-lighting/united-states/20201013-gpg-findings-integrated-with-alc.pdf>

Technologies of today for lighting requirements of tomorrow

AccuRender Static & Tunable White

Most lighting today has a Color Rendering Index level of 80, so the shift to higher color rendering marks a change in lighting quality, which is of critical importance to healthcare facilities, where light quality and well rendered colors can be vital for task effectiveness. **AccuRender technology** takes color rendering to a new level with almost no sacrifice to luminaire efficacy. **AccuRender Tunable White** offers a broad color temperature range of 2700–6500K with high efficacy CRI 90+ throughout the spectrum.

Ledalite NatureConnect

Ledalite NatureConnect brings the benefits of natural light indoors. Built on proven Biophilic Design principles, the system reconnects us with the constant cycles and variations of nature for comfortable, engaging and attractive indoor environments.

BioUp

BioUp technology enhances the LED spectrum with cyan light to increase the biological impact of light. With BioUp, the Melanopic Daylight Efficacy Ratio (MDER) is up to 42% higher compared to the standard LED spectrum without any change in visual color impression or visual light output (4000K, CRI>80, R9>50)⁵.

5. <https://www.assets.signify.com/is/content/Signify/Assets/philips-lighting/global/20220114-whitepaper-the-biological-effects-of-lighting-2021.pdf>

3D Printing

With **3D printed technology**, you can create customized luminaires at a fraction of the cost versus traditional lighting, while also contributing to a more sustainable future.



Control & Connectivity

Different facilities and even spaces within those facilities require different levels of **connectivity**.

Different areas also have different **control** requirements.

Signify's control solutions allow the **flexibility** to utilize the appropriate types of controls in a unified manner, along with the ability to upgrade certain connectivity features to keep your facilities up to date.



Low cost / Low complexity

- Standalone controls for auxiliary spaces
- Retrofit solutions to reduce disruptions
- Conformity with industry regulations



Smart and Informative

- Centralized management of lighting assets
- Campus-wide integration to improve efficiencies
- Insights on environmental monitoring and occupancy flows
- Future-proofed with scalable hardware and software
- Interact adaptive dimming and dwell time features enable the system to adapt to occupancy patterns in real time, delivering deep energy savings while maintaining occupancy comfort levels.



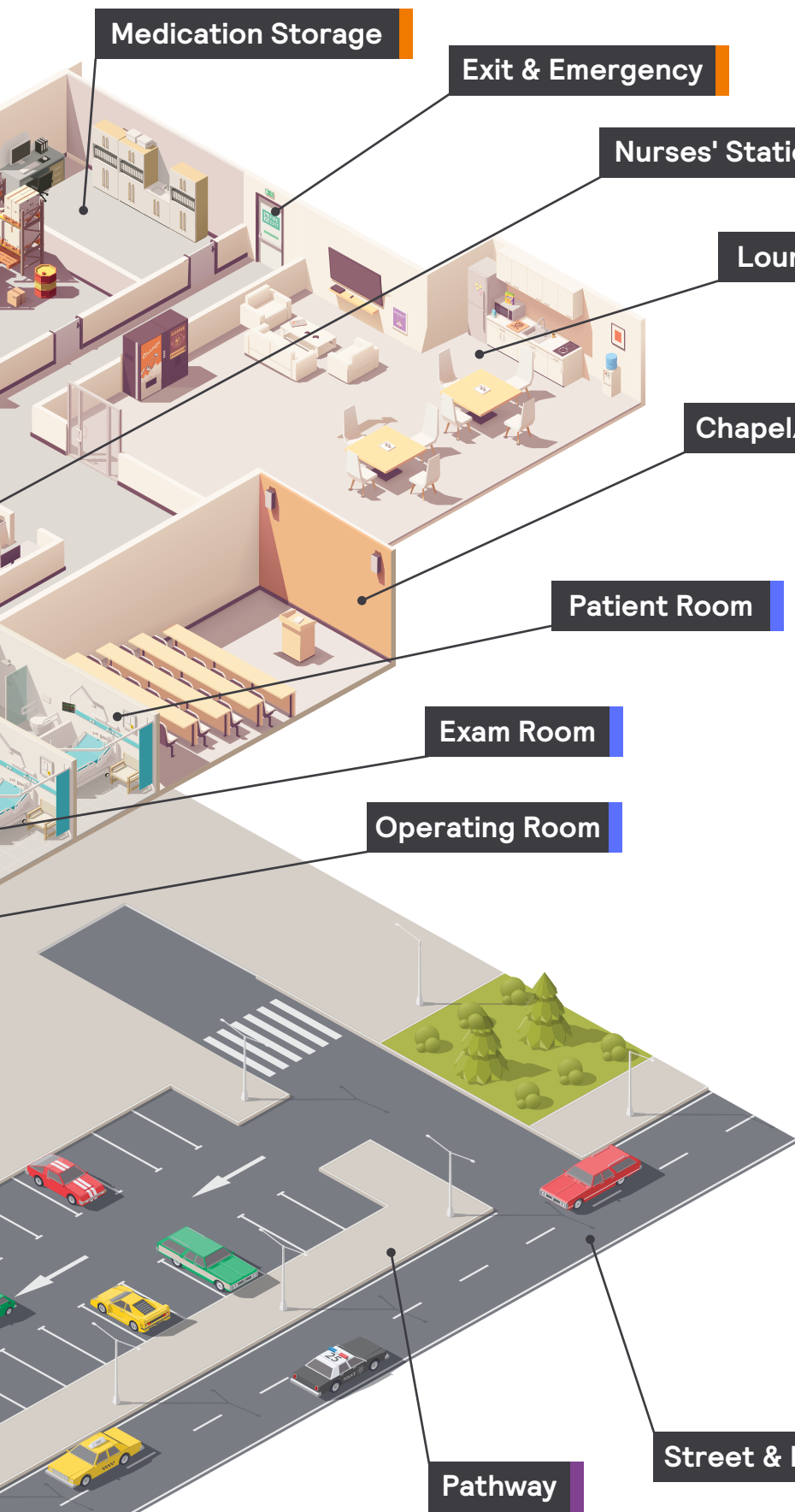
Enhanced Comfort

- Intuitive and personalized user interfaces
- Design flexibility with multi-protocol support
- Human-centric lighting controls



Healthcare applications





Medical Spaces:

Diverse spaces dedicated to focusing on the patient-care experience and providing comfort.

Common Spaces:

Essential spaces in the daily operation of any facility that allow critical administrative functions to be performed while visitors wait comfortably.

Outdoor:

Surrounding spaces, including parking areas and pathways that allow patrons to navigate to entrances with a sense of security.



Alkco

See, feel, and perform well

Alkco provides patient-centric lighting solutions for the modern healthcare facility. Designed to meet the specialized needs of both inpatient and outpatient healthcare facilities, our comprehensive portfolio of luminaires prioritizes patient comfort and aesthetics without sacrificing on functionality and efficiency for healthcare providers. Alkco offers indoor lighting solutions for healthcare and cleanroom applications that support the wellbeing of patients and the doctors, nurses and staff that care for them.

With a history of producing quality, innovative lighting for healthcare and specialty applications, Alkco has been defined as a leader in quality of light since the very beginning. Alkco products are available with CRI 90+ AccuRender advanced color rendering technology, tunable white control options and BioUp cyan-enhanced technology that helps increase the biological impact of light. Building on the history of our brand, Alkco continues to strive to help you see well, feel well and perform well.



Exam and Procedure Rooms

One of the core spaces a patient will typically encounter in their treatment process are examination and procedure rooms. Found in most healthcare facilities, these rooms are meant for visual qualitative observations and non-invasive procedures. These spaces have high quality light, in addition to varying light levels – lower around the perimeter and higher near the table – to meet the needs of healthcare professionals. Because these spaces require frequent cleaning, light fixtures used should be easy to wipe clean. With near-constant use, these spaces benefit strongly from connected technologies including occupancy sensing, daylight sensing, and real-time location system (RTLS) tracking.



Alkco EvoSeal

The EvoSeal centerbasket troffer from Alkco combines modern aesthetics with industry leading performance.




Alkco LINC'S Undercabinet

The LINC'S undercabinet offers an attractive, low-profile downlight well suited for illuminating the working area for medical staff in a patient room.



Lightolier Calculite LED 4" square gen 3

Provides excellent performance coupled with optimized installation flexibility via UniFrame. Industry leading visual comfort and uniform illumination make it an ideal choice for healthcare spaces.



Ledalite SilkSpace

Ledalite SilkSpace combines LED Light Guide technology and Ledalite's revolutionary MesoOptics technology to deliver discrete, comfortable lighting with a fully-luminous aesthetic.




Operating Room

Operating rooms demand extremely high light levels to allow a surgical team to properly assess and perform a procedure. Typically, recessed troffers form a box around the operating table with an asymmetric distribution directing light in towards the table. To further enhance the lighting, downlights may be used around the perimeter to provide additional lower levels of ambient lighting. Fixtures in these spaces need to meet a variety of requirements, including environmental seal ratings and electromagnetic emissions control. Some operating rooms also specify the use of green light, in addition to white light, to help improve visibility of displays and monitors during certain procedures. In those applications, the green and white lighting circuits will be switched separately to allow the surgical team to select which light they need during a procedure.



Alkco SurgiCare Troffer White*

The SurgiCare troffer is designed to meet the general illumination requirements in modern operating rooms with a high light output and asymmetric distribution, as well as the environmental ratings needed to maintain a sterile surgical space.



Alkco SurgiCare Troffer Green*

The SurgiCare LED Troffer with Green Illumination allows surgeons to switch between white and green light as needed during procedures.



SurgiCare 6" Downlight*

The SurgiCare 6" Downlight is designed to provide lighting around the perimeter of surgical spaces while helping you comply with the ratings needed in modern surgical spaces.

*This device is for general room illumination purposes only; it is not a medical device and is not intended to be used specifically to illuminate the surgical area.



MRI Rooms

MRI Rooms are specially constructed spaces where Magnetic Resonance Imaging (MRI) machines use strong magnetic fields to study a patient. They require specially constructed fixtures made of non-ferrous materials, and power supplies need to be mounted remotely outside of the room. Historically illuminated primarily with downlights, there is a growing trend to use modern lighting practices and technologies to create a more pleasant space for patients. This can include slot and cove lighting, as well as technologies like white tuning and color tuning, which allow the patient to adjust the room to their preferences, helping them to relax and improve their experience.



Alkco RelaxView Downlight

The RelaxView MRI Downlight is well suited to replace older incandescent MRI downlights.



Alkco RelaxView Ambient Ceiling Illuminator

The RelaxView Ambient 2x2 and 2x4 are designed to provide aesthetically pleasing light sources for MRI lighting



Alkco RelaxView Graphic Wall Illuminators

The RelaxView graphic ceiling and wall fixtures provide a decorative touch in MRI suites.



Patient Room

The patient room is exclusively found in inpatient treatment facilities and is occupied by patients during the majority of their visit. Rooms can vary from multi-bed rooms with limited consideration for peripheral or visitor accommodations to suites that feel like a resort experience, with most falling somewhere in the middle. A key feature in all patient rooms is the bed lighting, necessary for all tasks in this area, from patient ambient lighting to exam lighting used by the staff when caring for the patient. These fixtures are typically controlled with a low voltage relay that interfaces with the patient bed controls. Additional ambient and accent lighting in patient rooms can be provided by a wide variety of fixtures with downlights, slots, coves, and sconces being popular choices in modern design. Many patient rooms also feature a small bathroom, which often includes vanity and shower light fixtures.



Alkco DuoCare

The Alkco DuoCare narrow patient bed light positions a luminaire on either side of the bed, supporting visual comfort for the patient while still providing the necessary ambient and exam lighting, with options for reading and nightlight functions.



Alkco Multi-Med

The Alkco Multi-Med bed light, positioned directly over the patient bed, provides optimal performance with high ambient and exam light levels, and includes optional reading and nightlight functionalities.



Color Kinetics PureStyle

The use of color can help create a welcoming and relaxing environment for patients, and color tuning technology can allow the patient to make the space their own. This is especially popular in pediatric healthcare facilities.



Chloride Way-Glo LED night light

Provides a smooth pattern of light at the floor plane. Available in four different face plate designs with versions for both vertical and horizontal orientations.



Labs and Cleanrooms

Healthcare facilities will often include lab space, and larger facilities may even include full cleanroom spaces. This is where samples or specimens can receive preliminary or even full testing locally, without needing to be sent off to an outside facility, which reduces turnaround time, and provides patients and medical staff with essential diagnostic information as quickly as possible. These rooms should be illuminated with moderate or high levels of illumination. Fixtures with shelves, louvers, and other dust-catching surfaces should be avoided, in favor of smooth surfaces that provide easy to clean areas. In cleanroom spaces, sealed fixtures with the appropriate ratings should be used, including an ISO cleanroom rating and IP65 or IP66 ingress protection ratings.



Day-Brite KleenSeal

The Alkco KleenSeal provides a purpose-built design for use in cleanroom spaces, with the versatility required to be used in a variety of applications.



Alkco EvoSeal

The Alkco EvoSeal combines the aesthetics of a centerbasket with the performance and design requirements of both lab and cleanroom spaces.




Day-Brite FluxPanel

The Day-Brite FluxPanel's smooth surface provides an easily cleaned wipe-down surface that is well suited for the lab spaces found in many healthcare facilities, as well as low-level cleanroom spaces.




Common Spaces

Hallways and waiting areas are a key part of any healthcare facility. From a standalone specialist's office to a large hospital emergency department, common areas are found in almost all healthcare settings. Recessed troffers and slot products are a common source of lighting in hallways, with the use of cove and other indirect lighting on the rise. Waiting areas can be a stressful place for patients, who may spend extended periods here. Lighting for their comfort is a key feature in designing modern facilities.




Ledalite Shine

Ledalite Shine family provides fully-luminous aesthetics with outstanding performance, improving visual comfort and reducing glare in common areas such as waiting rooms and hallways.



Nature Connect

NatureConnect brings the benefits of natural light indoors. Mirroring natural daylight patterns, it provides the right light at the right time of day to support comfort and general wellbeing.



Ledalite ModIFly Wall

Harness ultimate flexibility by using individual fixtures, creating continuous runs or designing wall to ceiling transitions with this fixture.



Ledalite TruGroove Perimeter

TruGroove lets you emphasize with illumination. Available in ambient or graze distributions, TruGroove Perimeter brings you the latest high performance lighting solution, perfect for hallway applications.



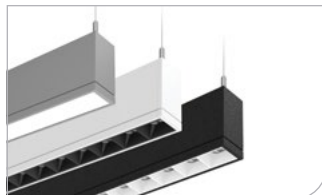
Reception and Nurses Stations

The nurses' station is the central hub for administrative work in a wing. This space typically has an open design, allowing easy access and communication for medical professionals. Lighting can play a role in keeping nurses comfortable and productive, without disrupting their lives and wellbeing outside of work. Located in close proximity to spaces occupied by patients, the nurses' station needs to function optimally for nurses without disrupting patient comfort. Additionally, this space requires workspace lighting that meets the theme of the facility's overall design and size. By optimizing lighting solutions in this space, nurses and other essential workers are provided the ability to see well and be well in their facility.




Ledalite TruGroove Cove

TruGroove cove offers highly-controlled asymmetric light throw, evenly lighting the space and ceiling, creating a low-glare environment.



Ledalite TruGroove micro

TruGroove micro drives performance by offering innovative optics and exceptional light uniformity from an ultra-sleek design.



Ledalite SyncLine

SyncLine offers a broad choice of optical distributions in a compact size providing visual comfort with a biological impact. BioUp technology produces a spectral content close to that of natural daylight designed to deliver melanopic benefits to people indoors with limited exposure to natural light.



Lightolier Calculite 2" Downlight

Calculite with AccuRender supports daytime vitality¹ and alertness². Small 2" aperture perfectly compliments modern lighting aesthetics.



Photo Credits:
Blake Marvin / HKS Inc

Entryways

As patients, families and visitors approach the main entrance, they should encounter an environment designed to reduce anxiety and inspire confidence. With features ranging from simple, clean aesthetics to modern works of luminous art, this is an opportunity to create a strong first impression and set expectations for the entire facility. Healthcare lobbies are where people check in for appointments, wait to receive care or pass through on their way to visit a loved one so creating efficient, highly functional spaces with flexible lighting can provide a welcoming environment for easy wayfinding and comfort.



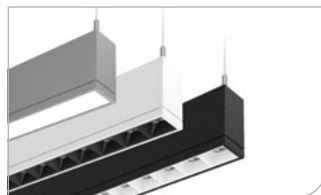
Lightolier Calculite downlight family

The Lightolier commercial downlight and cylinder portfolio has increased its maximum lumen output to facilitate use in high ceiling applications, making it the perfect fit for entryways and lobbies.



Ledalite Modifly

Make a statement by creating one-of-a-kind designs with unique shapes and precision angles, while offering comfortable lighting with low glare.



Ledalite TruGroove micro suspended

TruGroove micro drives performance by offering innovative optics and exceptional light uniformity with a direct/indirect distribution.



Color Kinetics PureStyle

Achieve your vision—from ambient to over-the-top—with our portfolio of concealed lighting solutions. They deliver remarkably short setbacks, breakthrough optics and extremely consistent output



Chapels and Meditation Spaces

Today's healthcare environments often include multi-faith, non-denominational places where people can go for quiet comfort and spiritual healing. Spiritual spaces that augment the care environment may provide an opportunity to improve patient outcomes, strengthen staff retention and increase patient satisfaction. The right lighting creates a sense of security and visual comfort to support spiritual rejuvenation.



Lightolier Calculite 3" Round Cylinder

Excellent light quality and low-glare performance with AccuRender LED Technology.



Lightolier 3D Printed Cylinder Pendants

A classic PAR38 cylinder refreshed with custom surface textures and finish options to enliven your chapel.



Lightolier Calculite 6" Downlight (dim to warm)

Dim to warm technology provides high light levels and dims to a warm, soft light. Ideal for creating just the right ambiance.



Color Kinetics PureStyle


Achieve the right ambiance with our portfolio of concealed lighting solutions. They deliver remarkably short setbacks, breakthrough optics and extremely consistent output to create the environment you need.



Photo Credits:
©2022 John Baer/Building Images Photography

Office and Administration

In healthcare facilities, offices and administrative areas provide a conducive environment for staff to perform their core functional tasks and drive collaboration. Today, we are facing a growing global deficit of healthcare professionals, so the need to create pleasant and efficient working environments is essential, especially for staff who may work for long periods without access to natural daylight. Optimal lighting in such spaces, supported with high MDER, can aid concentration, improve vitality⁶, and lift the mood of your staff, keeping workers alert⁷ and invigorated. Moreover, lighting solutions that mimic the effect of daylight are effective ways to support staff wellbeing and retention.



Ledalite SilkSpace

With a sleek, fully luminous aesthetic, SilkSpace discreetly integrates into the ceiling. Innovative LED light guide technology delivers excellent workplane uniformity for a visually comfortable, ultra low-glare environment.




Ledalite TruGroove suspended

Innovative optics deliver exceptional uniformity and wide row spacing from a 3" aperture continuous line of light.



Ledalite NatureConnect

Bring the benefits of natural light indoors. Mirroring natural daylight patterns, NatureConnect provides the right light at the right time of day to help keep employees engaged, alert and focused.



Ledalite TruGroove wall

TruGroove creates a comfortable visual experience with smooth, balanced light that illuminates your ceilings and walls.

6. Partonen 2000.
7. Viola 2008, Smolders 2012; Geerdink 2017.



Security & Emergency

The health and wellbeing of patients and staff is top priority in healthcare facilities. These facilities can be complex and unfamiliar to patients, who require clear signage and messaging to navigate the spaces comfortably, regardless of emergency. In the dynamic healthcare environment, lighting solutions can assist staff with the confident and efficient management of emergency situations. Meet code requirements with exit and emergency solutions that provide a sense of security when needed.



Chloride Compac CLC LED Exit/Emergency Combo Unit

Features a unique integrated design combining two fully adjustable LED lamp heads.



Chloride Compac LED CLU2/3 LED Emergency Unit

A sleek unobtrusive design provides great aesthetics combined with optimum performance for general wayfinding or immediate egress.



Chloride AMS series Architectural Message Signs

With up to 25 message options and 4 face plate styles, the Chloride AMS series is ideal for providing informational or warning messages throughout any healthcare facility.



Day-Brite /CFI FluxSpace LED Linear

With 4 different lens styles and a wide range of lumen packages and optical distributions, Day-Brite/ CFI FluxSpace LED Linear is ideal for a host of front or back of house applications.



Cafeterias and Kitchens

Cafeterias and kitchens take on the crucial role of offering meals to patients, families and staff, while providing unique experiences. Patrons may be susceptible to long stays so the culinary offering and overall atmosphere have an impact on the quality of their experience. As these areas are typically in basements or centrally located, access to natural lighting is often limited. Human-centric lighting, such as Tunable White technology and Ledalite NatureConnect can transform these spaces and have a positive effect on mood, comfort and overall wellbeing.



Lightolier 3D Printed Low Bay

Large and medium decorative pendants tailored to your project needs are equipped with powerful LED engines to brighten up your space and keep food looking fresh.



Day-Brite FluxGrid gen2

Tailored to fit the needs of the space, FluxGrid delivers high performance with a variety of options.



Ledalite FloatPlane

FloatPlane's sleek, low-profile design with a choice of Curve or Edge profiles, blends seamlessly into your unique design.



Alkco EvoSeal

The aesthetically pleasing EvoSeal centerbasket fixture offers a high output sealed lighting solution well suited to kitchen applications.



Storage Spaces

Staff at health care facilities need to access storage spaces quickly and efficiently during the workday for the supplies and tools they need. Lighting provides a sense of security in dark areas, such as storage closets, and enables staff to accurately and efficiently navigate these spaces. Use slim luminaires to get the right lighting for small spaces. Control solutions can also be used to conserve energy and prioritize sustainability, using light only where and when it is needed.



Day-Brite /CFI FluxSpace LED Linear

With 4 different lens styles and a wide range of lumen packages and optical distributions, Day-Brite/ CFI FluxSpace LED Linear is ideal for a host of front or back of house applications.



Day-Brite NWL LED Wraparound

Economical, surface mount, general illumination luminaire for commercial use. The slender form and frosted lens create an appealing visual aesthetic. The built-in occupancy sensor and color selectable light output offer complete versatility.



Lightolier Calculite 6" Downlight

Available with Interact Pro, the Calculite downlight has beam and accent options for any situation. Interact Pro will control the light autonomously.



Day-Brite EvoGrid

Balances affordability with dependable design for your general illumination needs.



Parking and Pathway

Parking and pathways require long-lasting LED lighting solutions to provide a sense of security and visual clarity. Patients navigating these spaces may be unwell or physically vulnerable, enhancing the value of proper illumination. For staff working night shifts or unusual hours, quality illumination creates a greater sense of security in darker, isolated spaces like parking garages. High performance luminaires in these areas also allow staff, patients and visitors alike to stroll in and out of buildings with peace of mind.



Gardco PureForm LED Area

With PureForm, you can illuminate an entire site with one family. PureForm makes it easy to provide both comfort and performance, while making a distinct impression. Seamlessly integrating the entire family with the latest controls solutions also makes management easy, further enhancing value.



Gardco PureForm Bollard

Integrates a sleek, low profile design, extraordinary light output, and energy savings into an innovative pedestrian scale luminaire.



Gardco PureForm Post Top

Features a sleek, low profile design with comfort optics to reduce glare.



Gardco SoftView

Gardco SoftView LED parking garage luminaires feature edge lit technology, providing visual comfort with minimal glare to enhance the user experience. An upright feature reduces the cave effect for an increased sense of security.



Outdoor and Landscape

Brighten the exterior of your buildings and contribute to a sense of security at night with LED wall sconces. Utilize lighting to highlight landscape architecture and improve visibility throughout your healthcare campus. Sleek designs and multiple light engine options allow for you to highlight building features and enhance the aesthetics of your campus, creating a space that is comforting and welcoming to patients and staff.




Color Kinetics Burst

Known for great spot and flood lighting, grazing and decorative lighting, this family delivers exceptionally high lumen output, exceptional efficiency and color consistency to ensure your facility has visibility everywhere you need it.



PureForm Wall Sconce

Provides clear line of sight to your building with its sleek, low profile design and comfort optics.



Gardco GeoForm

Coming soon! GeoForm sconces feature three shapes and two sizes to illuminate all building types. GeoForm features two light engines designed to provide excellent illumination for both pathway lighting and to highlight building features.



Retrofit Options

Improving the output and quality of your facility's lighting doesn't have to be a major undertaking - it can be as easy as changing a lamp! By replacing your conventional lighting with an LED option, you can save energy and maintenance costs while drastically improving illumination in your space.



Lightolier Commercial Retrofit Downlight

An easy and quick downlight solution that is perfect for varying ceiling heights.



Philips EvoKit

Easily upgrade existing fluorescent troffers to fast-track payback with energy-efficient LEDs in just 5 minutes.



Philips Linear and Plug-in LED Lamps

Deliver long lifetime, low flicker, reliability and performance. Enhance your facility with energy savings, longer life (compared to linear fluorescent), excellent lumen and color maintenance, instant on and built-in surge protection.



Philips TrueForce High Wattage Corn Cobs

Deliver lamps that offer a perfect fit in outdoor applications. Philips LED HID replacement lamps offer rebate-enabled, lumen selectability delivering up to 65,000 lumens in multiple voltage options. All our High wattage lamps fit within the Ansi industry dimensions, offering guaranteed fit in the relevant HID lamp fixtures.

The benefits of lighting controls

Because it helps you become the healthcare facility you want to be.



Be a highly efficient healthcare facility



Push your sustainability envelope to be a healthy building



Continuously adapt to evolving needs



Smart lighting can boost efficiency in three ways.

1

Lower your operating expenses



2

Longer lifespan

Last up to **25x** longer

3

Automation





© 2023 Signify Holding. All rights reserved. The information provided herein is subject to change, without notice. Signify does not give any representation or warranty as to the accuracy or completeness of the information included herein and shall not be liable for any action in reliance thereon. The information presented in this document is not intended as any commercial offer and does not form part of any quotation or contract, unless otherwise agreed by Signify.

Signify North America Corporation
400 Crossing Blvd, Suite 600
Bridgewater, NJ 08807
Telephone 800-555-0050

Signify Canada Ltd.
281 Hillmount Road,
Markham, ON, Canada L6C 2S3
Telephone 800-668-9008

All trademarks are owned by Signify Holding or their respective owners.