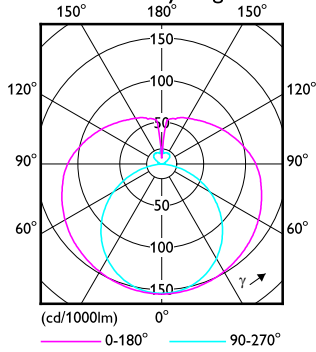


1 x TLED 10W 4000K 9290044337

1 x 1100 lm

Polar intensity diagram

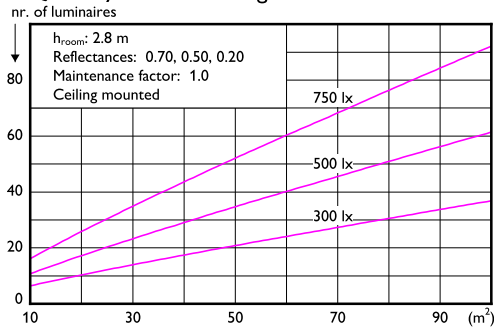


Light output ratio 1.00  
 Service upward 0.34  
 Service downward 0.66

CIE flux code 33 61 82 66 100

UGRcen (4Hx8H, 0.25H) 25

Quantity estimation diagram

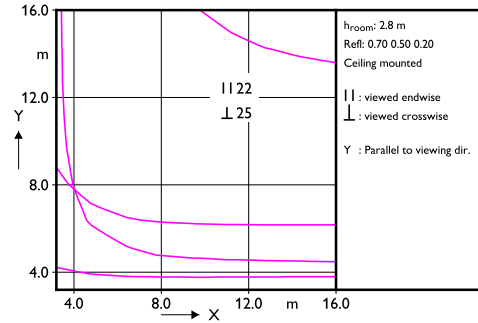


Utilisation factor table

Room Index k	Reflectances (%) for ceiling, walls and working plane (CIE)												
	0.80 0.80			0.70 0.70 0.70 0.70			0.50 0.50			0.30 0.30			0.00
	0.80	0.50	0.30	0.80	0.50	0.30	0.80	0.50	0.30	0.80	0.50	0.30	0.00
0.60	0.38	0.36	0.36	0.35	0.34	0.27	0.24	0.20	0.22	0.18	0.14	0.00	
0.80	0.48	0.45	0.45	0.44	0.42	0.35	0.31	0.26	0.28	0.24	0.18	0.00	
1.00	0.56	0.52	0.52	0.50	0.49	0.41	0.37	0.32	0.33	0.29	0.23	0.00	
1.25	0.63	0.58	0.59	0.57	0.55	0.47	0.42	0.38	0.38	0.34	0.27	0.00	
1.50	0.69	0.63	0.65	0.62	0.59	0.52	0.47	0.42	0.42	0.38	0.30	0.00	
2.00	0.78	0.70	0.73	0.70	0.66	0.60	0.54	0.49	0.48	0.44	0.36	0.00	
2.50	0.85	0.75	0.79	0.75	0.71	0.65	0.58	0.54	0.52	0.49	0.39	0.00	
3.00	0.89	0.78	0.83	0.78	0.74	0.69	0.62	0.58	0.55	0.52	0.42	0.00	
4.00	0.96	0.83	0.89	0.83	0.79	0.74	0.67	0.63	0.59	0.57	0.46	0.00	
5.00	1.00	0.86	0.93	0.87	0.81	0.77	0.70	0.67	0.62	0.60	0.49	0.00	

Ceiling mounted

UGR diagram



Luminance Table

Plane Cone	0.0	15.0	30.0	45.0	60.0	75.0	90.0
45.0	7323	7219	7225	7333	7622	8451	10126
50.0	7219	7089	7060	7118	7337	8121	9851
55.0	7149	6996	6929	6928	7008	7698	9485
60.0	7129	6955	6850	6781	6688	7238	9047
65.0	7153	6960	6820	6688	6428	6781	8436
70.0	7231	7012	6840	6658	6211	6313	7671
75.0	7352	7111	6913	6691	6065	5841	6547
80.0	7561	7287	7074	6849	6053	5439	4920
85.0	7859	7582	7361	7108	6228	5263	2403
90.0	8199	7924	7727	7520	6640	5743	309

(cd/m<sup>2</sup>)

2026-05-26