
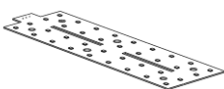
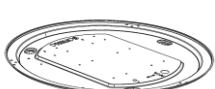
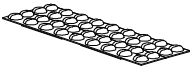
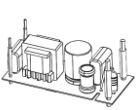
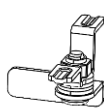


Dismantling Recommendation on Disposal at End of Life

•Composition Explanation –Ceiling Type A



Plastic part	Electrical part	Metal part
Cover 	PCB 	Base 
Lens 	Driver PCB 	Clip 
Other small plastic part: -Deco rim -Terminal block -Connector -Driver box -Others	Other small electrical part - Sensor PCB	Other small metal part -Screws

Dismantling

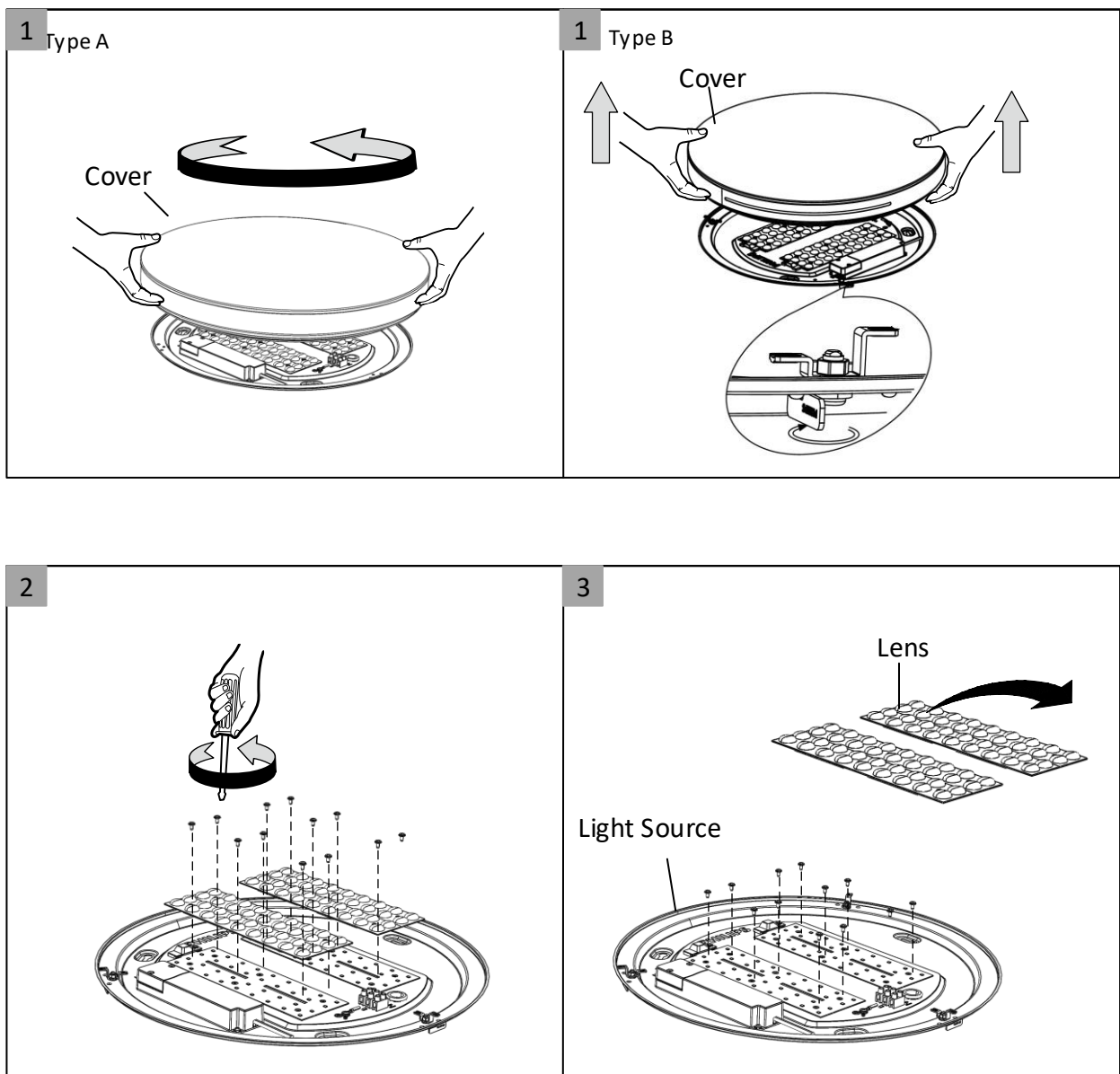
- Steps: refer to disassembly instruction
- Type: without permanent damage

Recommendation on disposal

- Plastic part: reuse and recycling
- Electrical part: incineration and disposal
- Metal part: recycling

Philips and the Philips shield Emblem are registered trademarks of Koninklijke Philips N.V

•The Steps to Remove the Components



Philips and the Philips shield Emblem are registered trademarks of Koninklijke Philips N.V