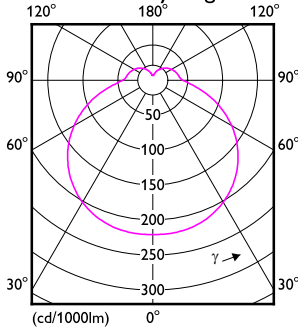
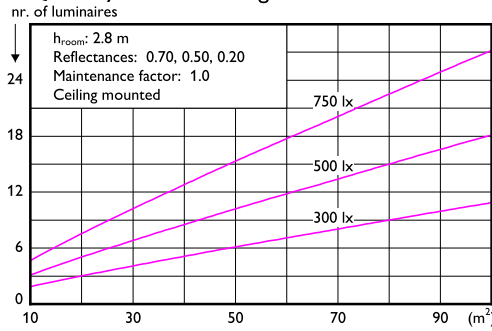


Ceiling 1 x 9290026125 4000K 1 x 3400 lm

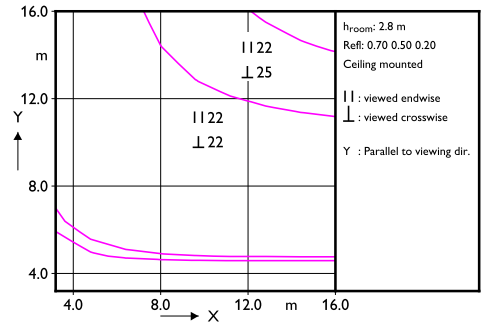
Polar intensity diagram



Quantity estimation diagram



UGR diagram



Light output ratio 1.00
Service upward 0.18
Service downward 0.82

CIE flux code 39 69 89 82 100

UGRcen (4Hx8H, 0.25H) 22

Utilisation factor table

Room Index k	Reflectances (%) for ceiling, walls and working plane (CIE)												
	0.80			0.70			0.50			0.30			0.00
	0.80	0.80	0.80	0.70	0.70	0.70	0.50	0.50	0.50	0.30	0.30	0.30	0.00
0.30	0.10	0.30	0.20	0.10	0.10	0.10	0.10	0.10	0.10	0.10	0.10	0.00	
0.60	0.42	0.40	0.40	0.39	0.39	0.31	0.30	0.25	0.28	0.24	0.21	0.00	
0.80	0.52	0.49	0.50	0.49	0.47	0.39	0.37	0.32	0.35	0.31	0.27	0.00	
1.00	0.60	0.56	0.58	0.56	0.54	0.46	0.44	0.39	0.41	0.37	0.32	0.00	
1.25	0.68	0.63	0.65	0.63	0.61	0.53	0.50	0.45	0.47	0.43	0.38	0.00	
1.50	0.75	0.68	0.71	0.68	0.65	0.58	0.55	0.50	0.52	0.48	0.42	0.00	
2.00	0.84	0.75	0.80	0.76	0.73	0.67	0.63	0.58	0.59	0.55	0.50	0.00	
2.50	0.91	0.80	0.87	0.82	0.78	0.72	0.68	0.64	0.64	0.61	0.54	0.00	
3.00	0.96	0.84	0.91	0.86	0.81	0.76	0.72	0.68	0.67	0.64	0.58	0.00	
4.00	1.02	0.88	0.97	0.91	0.85	0.81	0.77	0.73	0.72	0.69	0.63	0.00	
5.00	1.06	0.91	1.01	0.94	0.88	0.85	0.80	0.77	0.75	0.73	0.66	0.00	

Ceiling mounted

Luminance Table

Plane Cone	0.0	15.0	30.0	45.0	60.0	75.0	90.0
45.0	4870	4626	4455	4352	4317	4349	4448
50.0	4848	4568	4373	4259	4219	4255	4366
55.0	4824	4502	4282	4154	4110	4150	4274
60.0	4793	4423	4175	4032	3984	4027	4165
65.0	4755	4328	4047	3888	3834	3882	4036
70.0	4720	4218	3899	3721	3662	3715	3887
75.0	4713	4111	3742	3541	3475	3535	3728
80.0	4815	4051	3610	3377	3302	3370	3594
85.0	5250	4162	3589	3302	3211	3293	3569
90.0	6894	4851	3950	3534	3408	3522	3920

(cd/m²)