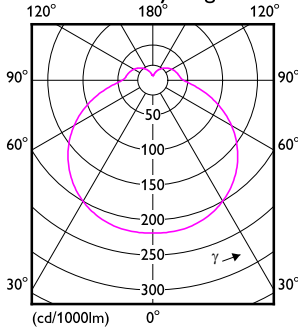
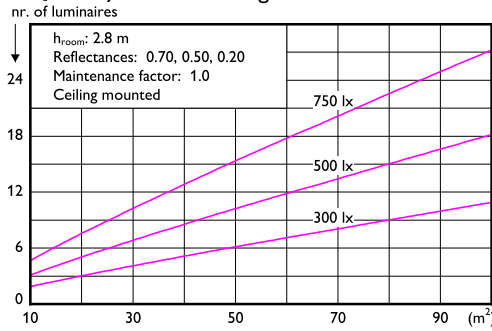


Ceiling 1 x 9290026126 5700K 1 x 3400 lm

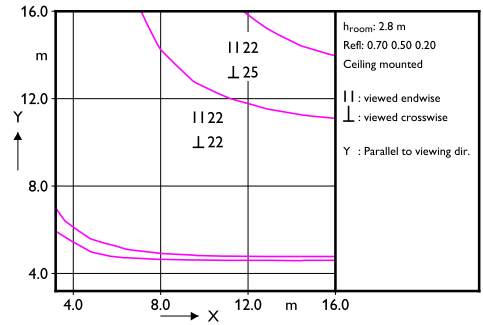
Polar intensity diagram



Quantity estimation diagram



UGR diagram



Light output ratio 1.00
Service upward 0.18
Service downward 0.82

CIE flux code 39 68 89 82 100

UGRcen (4Hx8H, 0.25H) 22

Utilisation factor table

Room Index k	Reflectances (%) for ceiling, walls and working plane (CIE)												
	0.80			0.70			0.50			0.30			0.00
	0.80	0.80	0.70	0.70	0.70	0.70	0.50	0.50	0.30	0.30	0.30	0.00	
0.30	0.10	0.30	0.20	0.10	0.10	0.10	0.10	0.10	0.10	0.10	0.10	0.00	
0.60	0.42	0.40	0.41	0.40	0.39	0.31	0.30	0.25	0.28	0.24	0.21	0.00	
0.80	0.52	0.49	0.50	0.49	0.47	0.39	0.37	0.32	0.35	0.31	0.27	0.00	
1.00	0.60	0.56	0.58	0.56	0.54	0.46	0.44	0.39	0.41	0.37	0.32	0.00	
1.25	0.68	0.63	0.65	0.63	0.60	0.53	0.50	0.45	0.47	0.43	0.38	0.00	
1.50	0.75	0.68	0.71	0.68	0.65	0.58	0.55	0.50	0.52	0.47	0.42	0.00	
2.00	0.84	0.75	0.80	0.76	0.73	0.66	0.63	0.58	0.59	0.55	0.49	0.00	
2.50	0.91	0.80	0.86	0.82	0.78	0.72	0.68	0.64	0.64	0.60	0.54	0.00	
3.00	0.96	0.84	0.91	0.86	0.81	0.76	0.72	0.68	0.67	0.64	0.58	0.00	
4.00	1.02	0.88	0.97	0.91	0.85	0.81	0.77	0.73	0.72	0.69	0.63	0.00	
5.00	1.06	0.91	1.01	0.94	0.88	0.85	0.80	0.77	0.75	0.73	0.66	0.00	

Ceiling mounted

Luminance Table

Plane Cone	0.0	15.0	30.0	45.0	60.0	75.0	90.0
45.0	4846	4604	4433	4331	4296	4328	4426
50.0	4829	4550	4356	4242	4203	4238	4349
55.0	4809	4488	4269	4141	4097	4137	4260
60.0	4782	4413	4165	4022	3974	4018	4156
65.0	4749	4322	4042	3882	3829	3877	4031
70.0	4721	4220	3901	3722	3663	3717	3889
75.0	4727	4123	3753	3551	3485	3545	3739
80.0	4846	4077	3633	3399	3323	3391	3617
85.0	5309	4209	3630	3339	3247	3330	3609
90.0	7026	4944	4026	3602	3473	3589	3995

(cd/m²)